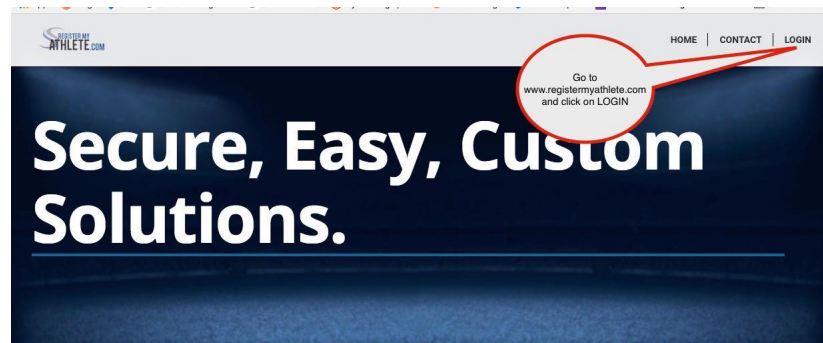


Parent Training - Register My Athlete Users

Go to www.registermyathlete.com and select Login



3400
Schools Served

Request Demo

498 075
Happy Customers

28
States Served

Cleaning Up Paperwork

RegisterMyAthlete is designed to streamline the process of student/athlete registration for students, parents, coaches and school administrators. From signing documents online to creating team rosters and tracking eligibility, RegisterMyAthlete provides a one-stop solution.



First time users will enter nothing, just click Create Account. Returning users - enter your user email and password and click Login. NOTE: Returning Users who have forgotten User Email/Password, there are instructions at the end of this document.

The image shows a login and registration form titled "Register My Athlete Login" with the subtitle "Parents. Coaches. Administrators." The form includes a yellow-highlighted "Username or Email" field with a "Forgot Email?" link below it. Below that is a "Password" field with a "Forgot Password?" link. At the bottom of the form is an "Athletic Training Check in?" link. Two red callout bubbles provide instructions: one points to the "Create Account" button, stating "If you are new to registermylethlete, DO NOT enter a username or password, just click CREATE AN ACCOUNT"; the other points to the "Login" button, stating "Enter your username and Password and click LOGIN if you have already created an account. Do not create another account! If you need assistance contact support at 435-213-1601".

Register My Athlete Login
Parents. Coaches. Administrators.

Username or Email

[Forgot Email?](#)

Password

[Forgot Password?](#)

Login

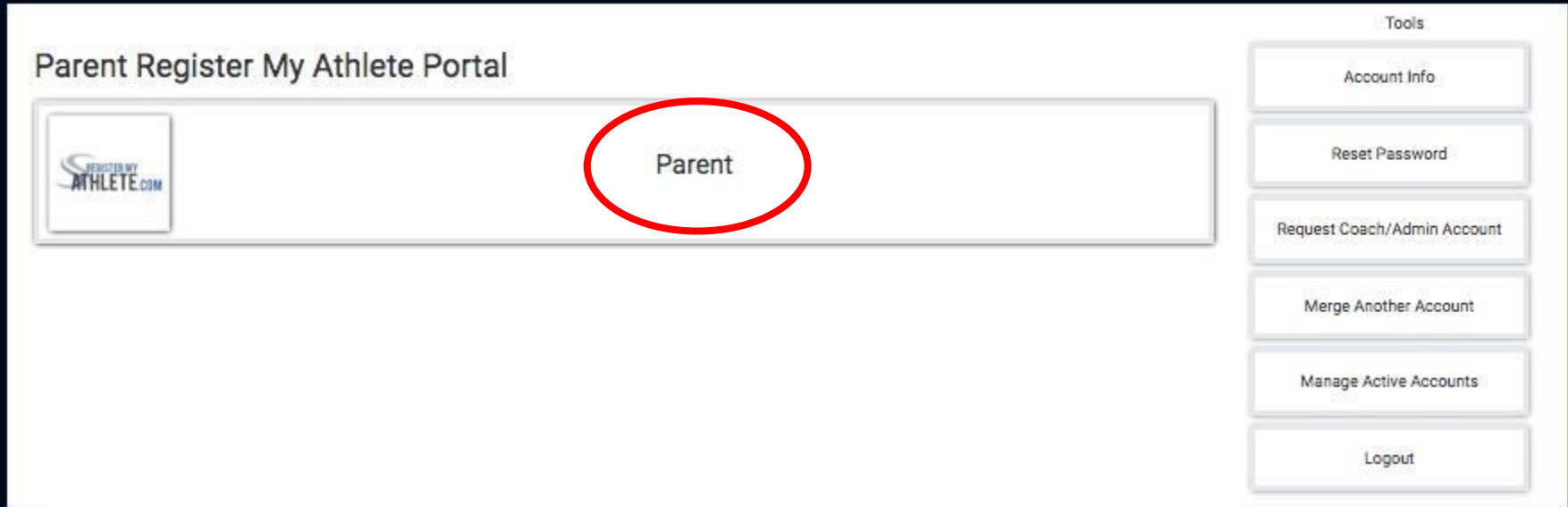
Create Account

[Athletic Training Check in?](#)

If you are new to registermylethlete, DO NOT enter a username or password, just click CREATE AN ACCOUNT

Enter your username and Password and click LOGIN if you have already created an account. Do not create another account! If you need assistance contact support at 435-213-1601

Once you have logged in/Created an account, click on Parent



To Register for a sport, click Start/Complete Registrations under *What would you like to do?*

The image shows a user interface for a sports registration system. On the left, a sidebar menu titled 'What would you like to do?' contains several options: 'Start/Complete Registrations', 'Athlete Information', 'Store', 'Messages', and 'Transfers'. The 'Start/Complete Registrations' option is highlighted with a red circle. A red arrow points from this option to a larger, detailed view of the same menu on the right. In this detailed view, the 'Start/Complete Registrations' option is also highlighted with a red circle. The background of the interface shows a 'Welcome Joseph!' message, a table of announcements, and various logos including NCSA, ATHLINK, and D1SHORTLIST.

What would you like to do?

- Start/Complete Registrations
- Athlete Information
- Store
- Messages
- Transfers

What would you like to do?

- Start/Complete Registrations
- Athlete Information
- Store
- Messages
- Transfers

Now you can start a New Registration, Complete a Registration previously started but not finished, or view a Complete registration.

The screenshot displays the 'Registration Management' interface. At the top left is the 'REGISTER MY ATHLETE.COM' logo with 'Athlete Registration' below it. At the top right is the 'SPORTSLINE SOFTWARE' logo. The main header is 'Registration Management'. Below the header is a 'Back to Home' button. A red circle highlights a 'New Registration' button with the text 'Click Here to Start a New Registration'. Below this, a message says 'Click on a registration below to continue working on it.' followed by the year '2018-2019'. A red rectangle highlights a table of existing registrations.

Baseball	Boys Cross Country	Boys Swimming
<u>Billy Tenny</u> NIAA High School Not Complete	<u>Joseph Tenny</u> Ridgeline High School Complete	<u>Joseph Tenny</u> Ridgeline High School Complete

Step 1 - Select School

Sportsline Athlete.com
Athlete Registration

Registration Checklist

Back to Home | Go to Started Registrations

Registration Checklist

☐ Select School

Summary

	Incomplete
School	-
City	-
Athlete	-
Grade	-
Year	-
Sport	-

Key

- ☒ Task is complete
- ☐ Task in progress
- ☐ Task to complete

Click on each box to complete the required tasks.
New tasks will be added as you go.

Step 2 - Select Athlete

REGISTER MY ATHLETE.COM

Athlete Registration

SPORTSLINE

Registration Checklist

Back to Home

Go to Started Registrations

Registration Checklist

☒ Select School

☐ Select Athlete

The next step is to select your athlete

Registration Summary

Incomplete

Ridgeline High School

Millville, UT

-

-

-

-

Key

☒ Task is complete

☐ Task in progress

☐ Task to complete

Click on each box to complete the required tasks.

New tasks will be added as you go.

If your athlete is already in the system, select them.
Otherwise you will need to add them into the system.

The screenshot shows the 'Registration Checklist' interface for Sportsline Athlete. The main area has two sections: 'Select School' (checked) and 'Select Athlete' (unchecked). A 'Registration Summary' table on the right shows details for Ridgeline High School in Milville, UT. A 'Key' section explains task status icons. A modal window at the bottom prompts the user to select an athlete, showing 'Mary Steele' as an option. A red callout bubble points to the 'Add New Athlete' button, providing instructions on how to handle existing athletes.

Registration Checklist

Back to Home | Go to Started Registrations

☒ Select School

☐ Select Athlete

Registration Summary

Status	Incomplete
School	Ridgeline High School
City	Milville, UT
Athlete	-
Grade	-
Year	-
Sport	-

Key

- ☒ Task is complete
- ☐ Task in progress
- ☐ Task to complete

Click on each box to complete the task. New tasks will be added as you progress.

Registration Checklist

Please select the athlete that will be registering

☒ Mary Steele

Use Selected Athlete

-OR-

Add New Athlete

Cancel

You can use an athlete you have already added, or add a new athlete. Keep in mind that if an athlete has already been added to a different account you will need to merge accounts to add that athlete.

Step 3 - Select Year/Sport

Registration Checklist

Back to Home | Go to Started Registrations

Registration Checklist

- ☒ Select School
- ☒ Select Athlete
- ☐ Select Year/Sport

Registration Summary

Incomplete
Ridgeline High School
Milville, UT
Mary Steele
-
Year
-
Sport
-

Key

- ☒ Task is complete
- ☐ Task in progress
- ☐ Task to complete

Click on each box to complete the required tasks.
New tasks will be added as you go.

Confirm your Registration. After confirming, continue to click the red boxes and complete them.

Ridgeline High School

Sport Selection

Back Why is my sport not showing?

Sport Selection

What academic year will you be registering for?
(2018-2019) (Grade: 9)

Please select the sport that you would like to play for the selected academic year.

- ☐ Band
- ☐ Baseball
- ☐ Boys Basketball
- ☐ Boys Cross Country
- ☐ Boys Golf
- ☐ Boys Soccer
- ☐ Boys Swimming
- ☐ Boys Tennis
- ☐ Boys Track
- ☐ Cheer
- ☐ Debate
- ☐ Debate NSDA
- ☒ Drama
- ☐ Drill Team
- ☐ Football
- ☐ Girls Basketball
- ☐ Girls Cross Country
- ☐ Girls Golf
- ☐ Girls Soccer
- ☐ Girls Swimming
- ☐ Girls Tennis
- ☐ Girls Track
- ☐ Marching Band
- ☐ Softball
- ☐ Volleyball
- ☐ Wrestling

Submit

Confirm that your registration information is correct.

Confirm Selection

School Ridgeline High School
City Milville, UT
Athlete Steele, Mary
Grade 9
Year 2019-2019
Sport Drama

Please verify that you have selected the correct school, athlete, and sport.

After this point, we will gather the requirements to complete this registration, and you will not be able to change these previous selections.

I have selected the correct information. Cancel

School Requirements: the last step!

Ridgeline High School **SPORTSLINE**

Registration Checklist

[Back to Home](#) [Go to Started Registrations](#)

Show Navigation

- ☒ Select School
- ☒ Select Athlete
- ☒ Select Sport
- ☒ Guardian Info
- ☒ Insurance
- ☒ Medical Info
- ☒ Utah Questionnaire
- ☒ Additional Opportunities
- ☐ School Requirements

Registration Summary

Status	Incomplete
School	Ridgeline High School
City	Milville, UT
Athlete	Steele, Mary
Grade	8
Year	2018-2019
Sport	Drama

Key

- ☒ Task is complete
- ☐ Task in progress
- ☐ Task to complete

complete the required tasks.

you go.

This will take you to the registration checklist

After reading and agreeing to documents and answering any document questions, the parent and athlete will need to e-sign.

School Requirements

Back | Athlete Summary | Open This Registration

Mary: Registration For Drama - Grade 9 (2018-2019)
Status: Not Complete
All requirements must be completed to be eligible for Drama

Your Registration Checklist

1. Registration Started:	2018/04/12
2. Electronic Documents:	Complete
3. Guardian E-Signature:	Complete
4. Athlete E-Signature:	Complete
5. Additional Requirements/Physicals:	Incomplete
6. Fee(s):	Incomplete

Not Required Before Tryouts

Print Student Profile

2. Electronic Documents
For each document displayed, you will need to click on the "Read Document" button. After you have read through the document, you will see an "I agree" check-box appear on this page. Click on the check-box to show that you have read and agree to the document.

Name	Read	Agree	Date Completed
Activities Policy	Read Document	<input type="checkbox"/> I Agree	4/12/2018
Consensus Form	Read Document	<input type="checkbox"/> I Agree	4/12/2018
UHSAA Tryout Checklist	Read Document	<input type="checkbox"/> I Agree	4/12/2018
Consent to Treat	Read Document	<input type="checkbox"/> I Agree	4/12/2018
Drug Testing Consent Form	Read Document	<input type="checkbox"/> I Agree	4/12/2018

Document Questions

Boundary:	Do you live in Ridgeview's boundaries?	<input type="checkbox"/> Yes <input type="checkbox"/> No
School History:	Did you attend or play sports at a HIGH school other than Mountain Crest during 2015-16 school year? Select no if you only attended and played at a junior high.	<input type="checkbox"/> Yes <input type="checkbox"/> No

3. Guardian E-Signature
I am the parent or legal guardian of this athlete, and I fully accept and agree to the terms of participation as outlined in the registration documents and corresponding questions.

Only Student: [E-Sign](#)
Successful signature

4. Student E-Signature
As an athlete, I fully accept and agree to the terms of participation as outlined in the registration documents.

Only Student: [E-Sign](#)
Successful signature

If your school uses uploaded physicals, report cards, etc., you will upload them here.

- ❖ All pages must be in one file
- ❖ File must be a PDF or JPEG
- ❖ You can take pics and login with your phone - you MUST use the google chrome app on a mobile device - and add the documents that way as well
- ❖ Uploads will say “Pending School Approval” until an admin approves them

Home > Registration > Student Registration > Student Registration (You are here)

Status: Not Complete
All requirements must be completed to be eligible for Drama

Your Registration Checklist

2018/04/12

1. Registration Started:	Complete
2. Electronic Documents:	Complete
3. Guardian E-Signature:	Complete
4. Athlete E-Signature:	Complete
5. Additional Requirements/Physicals:	Incomplete
6. Fee(s):	Incomplete

Not Required Before Tryouts

[Print Student Profile](#)

2. Electronic Documents

For each document displayed, you will need to click on the "Read Document" button. After you have read through the document, you will see an "I agree" check-box appear on this page. Click on the check-box to show that you have read and agree to the document.

Name	Read	Agree	Date Completed
Activities Policy	Read Document	<input type="checkbox"/> I Agree	4/12/2018
Concussion Form	Read Document	<input type="checkbox"/> I Agree	4/12/2018
UHSAA Tryout Checklist	Read Document	<input type="checkbox"/> I Agree	4/12/2018
Consent to Treat	Read Document	<input type="checkbox"/> I Agree	4/12/2018
Drug Testing Consent Form	Read Document	<input type="checkbox"/> I Agree	4/12/2018

Document Questions

Boundary	Do you live in Rutledge's boundaries?	<input type="checkbox"/> Yes <input type="checkbox"/> No	
School History	Did you attend or play sports at a HGH school other than Mountain Crest during 2015-16 school year? Select no if you only attended and played at a junior high.	<input type="checkbox"/> Yes <input type="checkbox"/> No	

3. Guardian E-Signature

I am the parent or legal guardian of this athlete, and I fully accept and agree to the terms of participation as outlined in the registration documents and corresponding questions.

[Library Search](#) [Successful signature](#) [E-Sign](#)

4. Student E-Signature

As an athlete, I fully accept and agree to the terms of participation as outlined in the registration documents.

[Library Search](#) [Successful signature](#) [E-Sign](#)

[View Previous Requirements](#)

5. Additional Requirements/Physicals

Your document(s) have not yet been received. Print, complete, and deliver them to your athletic administrator.

Name	Status	Actions
Physical Form A	Not Complete	Print E-Sign

6. Fee(s) Not Required Before Tryouts


Remember to pay the fee(s) after tryouts to complete your registration.

Fee	Status	Amount	Payment
Registration For Drama	Not Received	\$99.00	Add To Cart

Click here to view and print the blank form to take to your doctor

Click here to upload the form completed by your doctor

After the school admin approves all uploads, you are Complete for Tryouts!

Reggie High School

SCHOOL REQUIREMENTS

5 JUNE 2018

Registrations

Joseph: Registration For Boys Cross Country - Grade 10 (2018-2019)
Status: Completed On 08/15/2018
[Print Certificate of Completion](#)

1. Registration Started: 2018/05/01
2. Electronic Documents: Complete
3. Guardian E-Signature: Complete
4. Athlete E-Signature: Complete
5. Additional Requirements/Physicals: Complete
6. Fee(s): Complete

Your Registration Checklist

[Print Student Profile](#)

2. Electronic Documents
For each document displayed, you will need to click on the "Read Document" button. After you have read through the document, you will see an "I Agree" check-box appear on this page. Click on the check-box to show that you have read and agree to the document.

Name	Read	Agree	Date Completed
Athletes Policy	Read Document	<input checked="" type="checkbox"/> I Agree	05/02/2018
Concussion Form	Read Document	<input checked="" type="checkbox"/> I Agree	05/02/2018
LHSAA Tryout Checklist	Read Document	<input checked="" type="checkbox"/> I Agree	05/02/2018
Consent to Treat	Read Document	<input checked="" type="checkbox"/> I Agree	05/02/2018
Drug Testing Consent Form	Read Document	<input checked="" type="checkbox"/> I Agree	05/02/2018

Document Questions

Boundary	Do you live in Reggie's boundaries?	<input checked="" type="checkbox"/> Yes <input type="checkbox"/> No	
School History	Did you attend or play sports at a HIGH school other than Mountain Crest during 2015-16 school year? Select no if you only attended and played at a junior high.	<input checked="" type="checkbox"/> Yes <input type="checkbox"/> No	

3. Guardian E-Signature
I am the parent or legal guardian of this athlete, and I fully accept and agree to the terms of participation as outlined in the registration documents and accompanying questions.
[Joseph Scott Terry](#)
Registration successfully signed on 08/15/2018

4. Student E-Signature
As an athlete, I fully accept and agree to the terms of participation as outlined in the registration documents.
[Joseph Scott Terry](#)
Registration successfully signed on 08/15/2018

5. Additional Requirements/Physicals
[View Previous Requirements](#)

Name	Status	Actions
Physical Form A	Complete	B D

6. Fee(s)

Fee	Status	Amount	Payment
Registration For Boys Cross Country	Received On 08/15/2018	\$99.00	\$99.00 (Invoice #1041152)