



**Summersill
Elementary
Summer Packet**

Rising 1st Grader

Name: _____

Dear Parents/Guardians,

Can you believe it is time for summer vacation!? As the year comes to an end, we want to first thank you for sharing your student with us this year. They have worked so hard learning new things and making lots of treasured memories. To encourage our students in becoming lifelong learners, we have provided a summer activity packet for your student to complete during their time away from Summersill this summer.

Enclosed in this packet are activities that you can complete with your student throughout the summer to help review skills your child has learned during the school year. When it comes to summer reading, just do it! Having your student read 20 minutes every day will help protect them from the 'summer slide'.

Did you know? Studies show that children who do not practice their skills and read over the summer have a higher chance of digressing academically by the time they return for the next school year. Thank you for encouraging student learning at home. We can't wait to see you in the fall!

Sincerely,

Your Summersill Family



EXCITING *VIRTUAL* FIELD TRIPS



& CHECK OUT SOME MORE
FUN RESOURCES FROM
MRS RHODES ON HER SITE!

What is

SOCIAL EMOTIONAL LEARNING?

According to the Collaborative for Academic, Social, and Emotional Learning (CASEL), social emotional learning is “the process through which children and adults understand and manage emotions, set and achieve positive goals, feel and show empathy for others, establish and maintain positive relationships, and make responsible decisions.”

DID YOU KNOW?

- Research shows that SEL programming improves academic performance.
- SEL can decrease the likelihood of living in or being on a waiting list for public housing, receiving public assistance, having any involvement with police before adulthood, and ever spending time in a detention facility.
- SEL can improve students' behavior in the classroom and decrease their risk for experiencing depression and other mental health disorders.
- SEL can give students the social skills they need to excel both in the school environment and the workplace.

SOCIAL EMOTIONAL LEARNING BINGO CHALLENGE BOARD

SELF-MANAGEMENT	SELF-AWARENESS	SOCIAL AWARENESS	RELATIONSHIP SKILLS	RESPONSIBLE DECISION MAKING
Set up a spot where you can go if you feel upset.	Do a feelings check in with yourself. How do you feel? How do you know?	Learn something about another culture.	Write a letter or make a card for a friend.	Work with your family to create a list of consequences for negative behaviors.
Journal, or talk to a family member about how you're feeling every day for a week.	Make a list of the things you love about yourself. Hang it where you can see it every day.	Notice when someone needs something, then meet their need.	Apologize for a mistake you made.	At the end of the day, talk to a family member about your behavior for the day. What went well. What could you have done better?
Set a goal for the week.	Spend two minutes trying to notice your thoughts.	Help a family member without being asked.	Introduce yourself to someone new.	Go out of your way to make someone else feel good.
Come up with a list of things you can do when you feel upset.	Come up with something you can repeat to yourself that helps you feel good about yourself.	Ask a family member how their day is going. Listen to their response.	Solve a disagreement or argument peacefully.	Do something that you are asked to do.

SOCIAL EMOTIONAL LEARNING BINGO IDEAS

SELF-AWARENESS

- Practice taking time to notice how you are feeling and what you are thinking. Slow down and listen to yourself.
- Self talk is the things that we tell ourselves. It's important that we are telling ourselves positive things, because our own voice is the one we hear most often. Come up with positive things you can tell yourself like, "I can do hard things!" or "I make the world a better place." Remember these things when you are feeling down about yourself.

SELF-MANAGEMENT

- All feelings are okay, it's what we do with them that matters! Thankfully, there are a lot of things we can do to help us feel calm.
- If you feel upset, here are some things to try: take deep breaths, count backward from 10, walk away, talk to an adult, think about things that make you happy, or write about your feelings.

SOCIAL AWARENESS

- Watch a video or read a book about another culture.
- Think about needs that your family members have. This could include chores that need to be done, someone who needs encouragement, or someone who needs help with a task.
- Notice how your friends and family members are feeling. Take their feelings into consideration when you interact with them.

RELATIONSHIP SKILLS

- Think about a friend that you want to encourage. A kind card or small gift can go a long way!
- When you have a disagreement with a friend, there are positive ways to handle it. Try calmly talking about it, making a compromise, sharing. You can also use an I-Statement: "I feel ____, when ____, I want ____."
- Being kind to people you don't know is a great way to make new friends. Try introducing yourself to someone you don't know. Ask questions to learn about him/her and find out what you have in common.

RESPONSIBLE DECISION MAKING

- We are responsible for our actions. Before we make a choice, it is important to think about the effects. How will this choice impact me? How will this choice impact others around me? Take time to think before you make decisions.
- Reflection is a powerful tool. You can reflect by talking to a friend or family member, by journaling, or just by thinking about what you have done. Reflecting gives us the opportunity to celebrate what we have done well and to consider what we can do better next time.

QUESTIONS TO HELP YOUR CHILD TALK ABOUT SOCIAL EMOTIONAL LEARNING

Self-Awareness:

- How are you feeling right now? How do you know?
- What are 3 things that are really important to you?
- What have you done that you are most proud of?
- What is your favorite thing about yourself?
- What is one thing you want to do when you are an adult?

Self-Management

- What is something that makes you upset?
- What are 3 things you can do when you are upset?
- Why is it important to think before you act?
- What is something you want to accomplish this week? What steps can you take to meet your goal?
- What can you tell yourself when you have to do something that you don't want to do?

Social-Awareness:

- Tell me about someone you know who is different than you. What do you think you can learn from this person?
- What can you do if you see someone being left out?
- Why do you think it's important to treat everyone with respect?
- Do you think it's good that everyone is different, or would it be better if everyone was the same?
- Do you feel like other people appreciate you for who you are, or do you feel pressured to fit in?

Relationship Skills:

- Do you think you are a good friend? Why or why not?
- Do you think your friends are good friends? Why or why not?
- What can you do if you have a disagreement or argument with a friend?
- What can you say if a friend is treating you in a way that you don't like?
- What do you like to do with your friends?

Responsible Decision Making:

- Why can it be helpful to think about multiple ways to solve a problem?
- Tell me about a poor choice you have made recently. What could have you done better?
- If you follow the rules, how do the people around you feel? If you don't follow the rules, how do the people around you feel?
- Why do you think rules exist?
- How can thinking about the consequences of your actions help you make better choices?

SOCIAL EMOTIONAL LEARNING BOOK IDEAS

SELF-AWARENESS

- Visiting Feelings by Lauren Rubenstein
- What Does It Mean To Be Present? by Rana DiOrto
- I Like Myself by Karen Beaumont
- Be Who You Are by Todd Parr
- Zero by Kathryn Otoshi
- The Way I Feel by Janan Cain
- In My Heart: A Book Of Feelings by Jo Witek

SELF-MANAGEMENT

- B Is For Breathe by Melissa Munro Boyd
- Soda Pop Head by Julia Cook
- How Do Dinosaurs Say I'm Mad? by Jane Yolen
- Your Fantastic Elastic Brain by JoAnn Deak
- Salt In His Shoes by Deloris and Roslyn Jordan
- After The Fall by Dan Santat

SOCIAL AWARENESS

- The Judgmental Flower by Julia Cook
- Janine by MaryAnn Cocca-Leffler
- Hey, Little Ant by Phillip and Hannah Hoose
- What's Wrong With Timmy by Maria Shriver
- Different Just Like Me by Lori Mitchell
- Whoever you Are by Mem Fox

RELATIONSHIP SKILLS

- Cliques, Phonies and Other Baloney by Trevor Romain
- Duck, Duck, Goose by Tad Hills
- Pink Tiara Cookies For Three by Maria Dismondy
- The Peace Rose by Alicia Jewell
- Matthew And Tilly by Rebecca Jones
- Little Blue Truck by Alice Schertle
- Enemy Pie by Derek Munson

RESPONSIBLE DECISION MAKING

- What If Everybody Did That? by Ellen Javernick
- Don't Squeal Unless It's A Big Deal by Jeanie Franz Ransom
- Monster, Be Good by Natalie Marshall
- What Do You Do With A Problem? by Kobi Yamada
- What Should Danny Do? by Adir and Ganit Levy
- What's The Problem?: A Story Teaching Problem Solving by Bryan Smith

ELECTRONIC RESOURCES TO ENCOURAGE SOCIAL EMOTIONAL LEARNING

Websites With Activities To Use For Kids:

www.wedolisten.com
www.thenedshow.com
www.emotionalabcs.com
www.randomactsofkindness.org
www.goodcharacter.com

Parent Resource Websites:

www.loveandlogic.com
www.additudemag.com
www.consciousdiscipline.com
www.confidentparentsconfidentkids.org
www.parenttoolkit.com

YouTube Channels:

- GoZenOnline
- HowardB Wigglebottom
- Captain McFinn and Friends
- Cosmic Kids Yoga
- ClassDojo

Apps:

Calming Bottle
Breathe, Think, Do With Sesame
Breathe2Relax
Calm
Mindful Powers

Learning Overview

Week 1

Day 1	Day 2	Day 3	Day 4	Day 5
<input type="checkbox"/> Uppercase Match-Up <input type="checkbox"/> Count and Write Numbers 0 to 5 <input type="checkbox"/> Fix the Sight Words I	<input type="checkbox"/> Beginning Sounds <input type="checkbox"/> Put the Numbers in Order <input type="checkbox"/> Ten Frame Addition	<input type="checkbox"/> The Missing Beginning Sounds <input type="checkbox"/> Finish the Shape Pattern <input type="checkbox"/> Missing Numbers	<input type="checkbox"/> Syllable Scavenger Hunt <input type="checkbox"/> Ten Frame Take Away <input type="checkbox"/> Read and Write the Rhyme	<input type="checkbox"/> Opinion Writing: On a Hot Day <input type="checkbox"/> Counting Syllables <input type="checkbox"/> Number Match-Up

Week 2

Day 1	Day 2	Day 3	Day 4	Day 5
<input type="checkbox"/> Lowercase MatchUp <input type="checkbox"/> Before and After <input type="checkbox"/> Singular and Plural Nouns	<input type="checkbox"/> Read, Trace, and Write <input type="checkbox"/> Ten and Some More <input type="checkbox"/> Count and Sort	<input type="checkbox"/> Ending Sounds <input type="checkbox"/> Rhyme Match-Up <input type="checkbox"/> More Than and Less Than	<input type="checkbox"/> Real and Silly Word Sort <input type="checkbox"/> The Missing Ending Sound <input type="checkbox"/> Count, Graph and Analyze	<input type="checkbox"/> Fix the Sight Words 3 <input type="checkbox"/> Medial Sounds <input type="checkbox"/> Cookie Subtraction

Week 3

Day 1	Day 2	Day 3	Day 4	Day 5
<input type="checkbox"/> Opinion Writing: At the Beach <input type="checkbox"/> Trace and Write <input type="checkbox"/> Color and Match	<input type="checkbox"/> Real or Silly Word? <input type="checkbox"/> Count and Tally <input type="checkbox"/> Write the Sounds	<input type="checkbox"/> Longer or Shorter? <input type="checkbox"/> Color the Real Words <input type="checkbox"/> Number Line Subtraction	<input type="checkbox"/> Write the Sounds: Short E <input type="checkbox"/> Flat or Solid Shape? <input type="checkbox"/> Write the Sounds: Short I	<input type="checkbox"/> Solving Word Problems I <input type="checkbox"/> Count by Tens <input type="checkbox"/> Opinion Writing: In the Summer

Learning Overview

Week 4

Day 1	Day 2	Day 3	Day 4	Day 5
<input type="checkbox"/> 3D Shape Match-Up <input type="checkbox"/> Write the Sounds: Short U <input type="checkbox"/> Comparing Numbers	<input type="checkbox"/> Finish the Pattern <input type="checkbox"/> Fix the Sight Words 2 <input type="checkbox"/> The Missing Addend	<input type="checkbox"/> Teen Number Count <input type="checkbox"/> Opinion Writing: My Favorite Place to Go <input type="checkbox"/> Show Me The Time	<input type="checkbox"/> Measuring Objects <input type="checkbox"/> Opinion Writing: My Favorite Activity <input type="checkbox"/> Decomposing Numbers	<input type="checkbox"/> How Many Sides? <input type="checkbox"/> Write the Sounds: Sort O <input type="checkbox"/> 2D Shape Match-Up

Week 5

Day 1	Day 2	Day 3	Day 4	Day 5
<input type="checkbox"/> What Time Is it? <input type="checkbox"/> The Missing Medial Sounds <input type="checkbox"/> Tens and Ones	<input type="checkbox"/> Opinion Writing: If I Had Superpowers <input type="checkbox"/> Count and Graph <input type="checkbox"/> Solving Word Problems 2	<input type="checkbox"/> Playground Verbs <input type="checkbox"/> Writing Numbers to 100 <input type="checkbox"/> My Favorite Part	<input type="checkbox"/> The Value of Coins <input type="checkbox"/> Read and Write: -AM Words <input type="checkbox"/> Character Feelings	<input type="checkbox"/> Money in the Piggy Bank <input type="checkbox"/> Read and Write: -ET Words <input type="checkbox"/> Opinion Writing: The Best Summer Snack

DOLCH Sight-Word Lists

Pre-Primer		Primer		List One	
a	look	all	out	after	let
and	make	am	please	again	live
away	me	are	pretty	an	may
big	my	at	ran	any	of
blue	not	ate	ride	as	old
can	one	be	saw	ask	once
come	play	black	say	by	open
down	red	brown	she	could	over
find	run	but	so	every	put
for	said	came	soon	fly	round
funny	see	did	that	from	some
go	the	do	there	give	stop
help	three	eat	they	going	take
here	to	four	this	had	thank
I	two	get	too	has	them
in	up	good	under	her	then
is	we	have	want	him	think
it	where	he	was	his	walk
jump	yellow	into	well	how	were
little	you	like	went	just	when
		must	what	know	
		new	white		
		no	who		
		now	will		
		on	with		
		our	yes		

List Two

always	or
around	pull
because	read
been	right
before	sing
best	sit
both	sleep
buy	tell
call	their
cold	these
does	those
don't	upon
fast	us
first	use
five	very
found	wash
gave	which
goes	why
green	wish
its	work
made	would
many	write
off	your

List Three

about	laugh
better	light
bring	long
carry	much
clean	myself
cut	never
done	only
draw	own
drink	pick
eight	seven
fall	shall
far	show
full	six
got	small
grow	start
hold	ten
hot	today
hurt	together
if	try
keep	warm
kind	

Nouns

apple	home
baby	horse
back	house
ball	kitty
bear	leg
bed	letter
bell	man
bird	men
birthday	milk
boat	money
box	morning
boy	mother
bread	name
brother	nest
cake	night
car	paper
cat	party
chair	picture
chicken	pig
children	rabbit
Christmas	rain
coat	ring
corn	robin
cow	Santa Claus
day	school
dog	seed
doll	sheep
door	shoe
duck	sister
egg	snow
eye	song
farm	squirrel
farmer	stick
father	street
feet	sun
fire	table
fish	thing
floor	time
flower	top
game	toy
garden	tree
girl	watch
goodbye	water
grass	way
ground	wind
hand	window
head	wood
hill	



Sight Word Activity List

Name _____

Rainbow Writing

Write each sight word with a pencil or pen. Trace over each word using different crayons.

Playdough Fun!

Use playdough to make your sight words.

Chalk it Up!

Read and write the sight word using chalk.

Finger Spelling

Pour salt, sugar or sand on a tray. Write the sight word with your finger.

Read and Find

Search and highlight the sight words you find in a book or magazine.

Tic-Tac-Toe

This is a partner activity. Make a tic-tac-toe board. Flip over a sight word card and read it. If you read the word correctly, you can make an X or O on the board. Get three in a row to win.



Sight Word Activity List

Name _____

Hopscotch

Create a hopscotch board using chalk. Place a sight word in each square. As your student hops along the board, have them read the sight word.

Sight Word Swat

Write the sight words on a sticky note or small paper. Slap them with a fly swatter as you read them.

Memory

Write each sight word on two different index cards. Turn the cards over and find the matches.

Sort it Out

Sort each sight word according to a rule you create. For example, you can sort by how many letters are in a word.

BINGO

Make a grid and write a sight word in each square. Using a counter or small objects, read and cover the sight word you call out. Continue to play until a row is completed.




















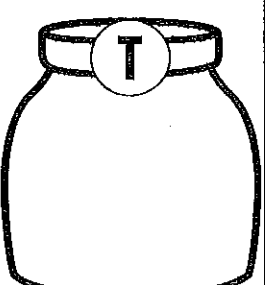





Put it in Order

Write each sight word on an index card. Fold the card. Have an adult hide the cards outside or around the house. Have the student find and read the word on the card.

Name _____ Handwriting Practice

Uppercase Match-Up

Directions: Write the lowercase letter.

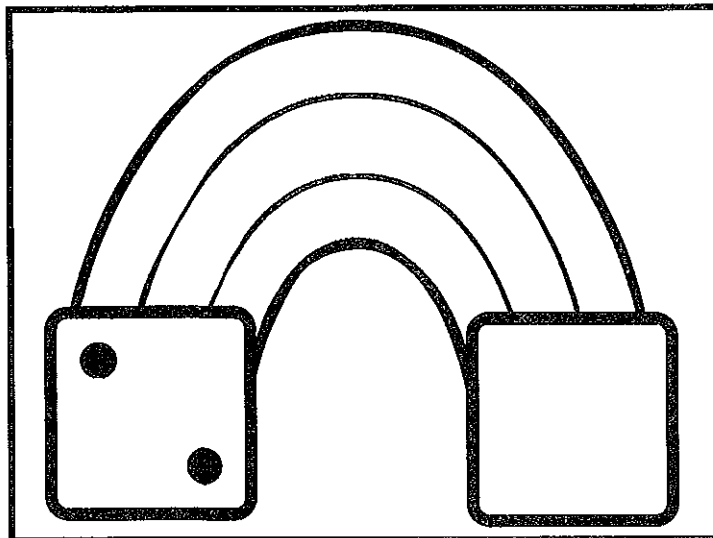
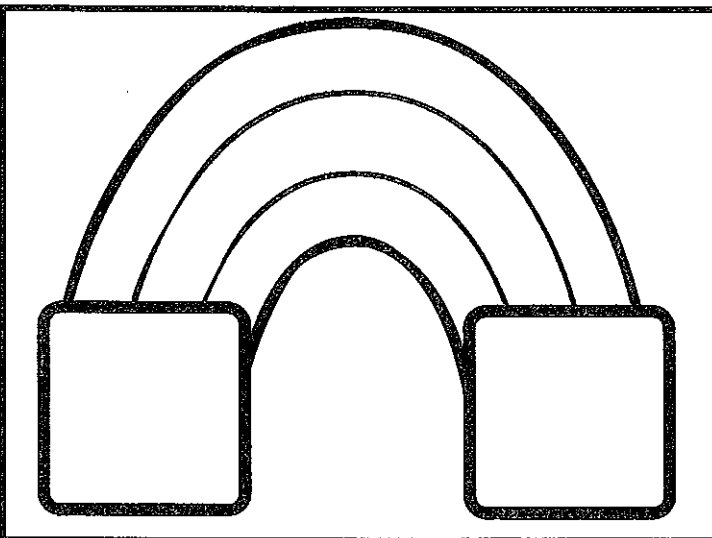
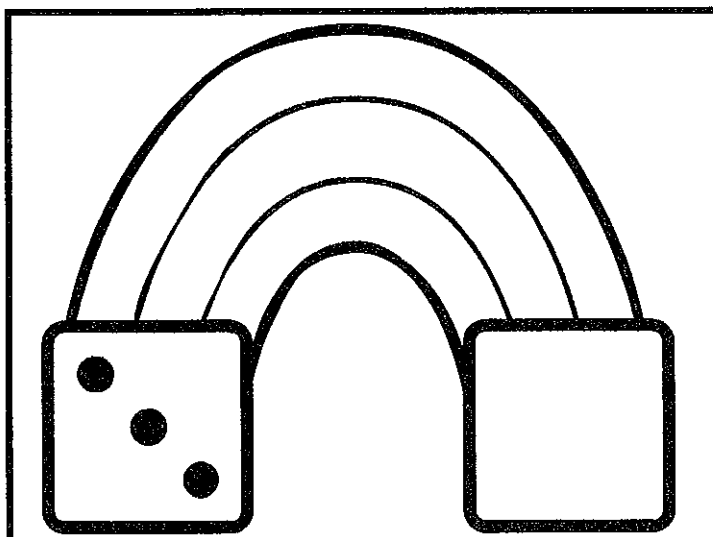
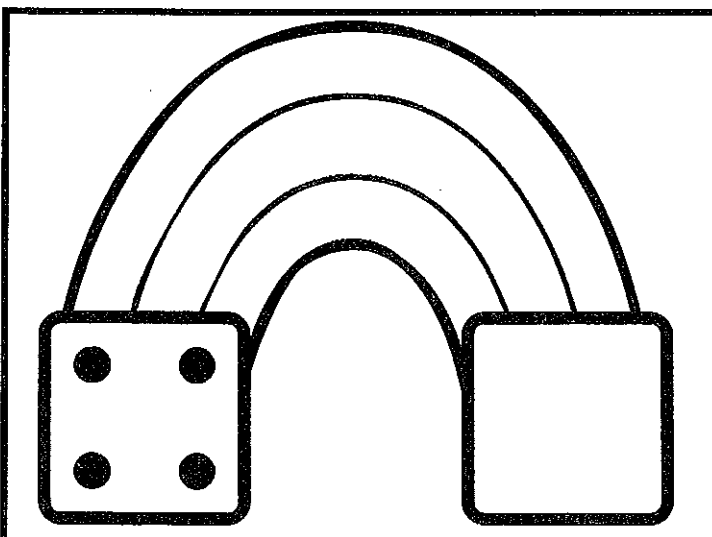

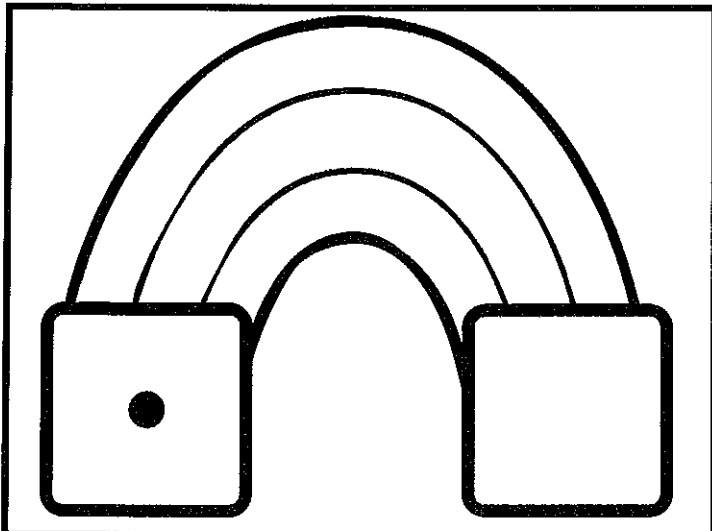
				
				
				
				
				

Name _____

Math - Counting

Count and Write Numbers 0 to 5

Directions: Count the dots. Write the number.



Name _____ Writing

Fix the Sight Words I







Directions: Spell the sight word correctly using the word bank.

Word
Bank

have
see

like
can

is
said

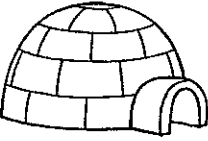







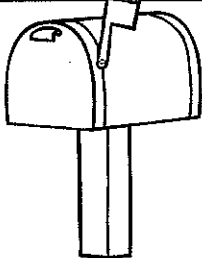
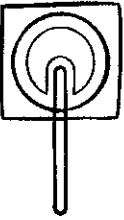






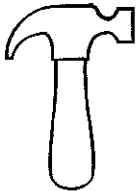



Pick a sight word and use it in a sentence.

Name _____ Beginning Sounds

Beginning Sounds


Directions: Look at the picture. Write the beginning sound.


Name _____ Math - Counting

Put the Numbers in Order

Directions: Cut and glue the bees in order from one to ten.



© 2020 T.H.E. A.K. Teacher Life



Name _____

Math – Addition

Ten Frame Addition

Directions: Find the sum. Use the ten frame to help you solve the equation.

$2 + 3 = \square$

$4 + 3 = \square$

$7 + 2 = \square$

$4 + 5 = \square$

$2 + 1 = \square$

$0 + 9 = \square$

$6 + 1 = \square$

$9 + 1 = \square$

$0 + 4 = \square$

$5 + 5 = \square$


$3 + 2 = \square$

$8 + 1 = \square$

Name _____ Beginning Sounds

The Missing Beginning Sound

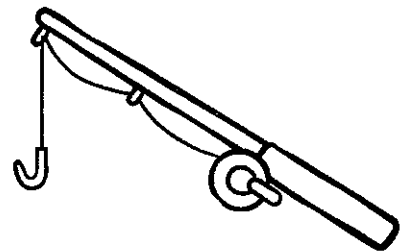
Directions: Look at the picture. Write the beginning sound.




en



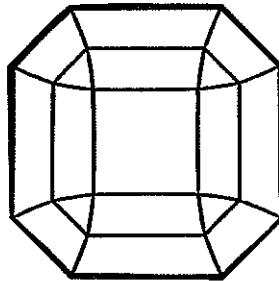
ad




od



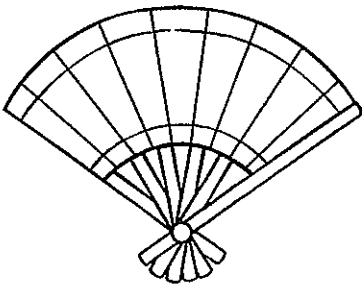
id




em



et



an



eb








eg

Name _____

Math - Patterns

Finish the Shape Pattern

Directions: Draw the shape to finish the pattern.



Name _____ Math - Counting

Missing Numbers


Directions: Write the missing numbers.

1		3		5
	7			
11				15
	17		19	



Name _____ Syllables _____

Syllable Scavenger Hunt

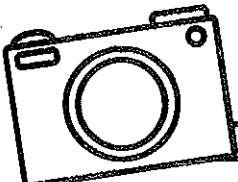

Directions: Look around your home. Find objects that are 1 to 3 syllables. Draw and add labels for each picture.





1 Syllable




1 Syllable



2 Syllables



3 Syllables



Name _____

Math – Subtraction

Ten Frame Take Away

Directions: Solve to find the difference. Use the ten frame to help you.

$9-4=$

$7-3=$

$6-1=$

$8-2=$

$5-4=$

$3-0=$

$2-1=$

$1-1=$

$3-2=$

$10-4=$

$4-2=$

$5-3=$

Name _____

Rhyming Words

Read and Write a Rhyme

Directions: Read and write a rhyme for each word.

bag



pop



leg



fit



jet



hug




rat




nut




fig




log



hot



pin




Name _____ Writing

Opinion Writing


Directions: Write a response to the topic. Draw a picture. Edit your writing with the checklist.

ON A HOT DAY ...

On a hot day, I



I can start my sentences with an uppercase letter.



I can space between my words.




I can add punctuation at the end of every sentence.




Name _____ Syllables

Counting Syllables


Directions: Color the picture. Color how many syllables are in the word.




1 2 3




1 2 3




1 2 3




1 2 3




1 2 3



1 2 3




1 2 3




1 2 3




1 2 3



1 2 3



1 2 3





1 2 3


Name _____ Math – Number Sense


Number Match-Up


Directions: Cut and glue the double ten frame to the matching number.


10	
-----------	---

11	
-----------	---







12	
-----------	--

13	
-----------	--

14	
-----------	---

15	
-----------	---

© 2020 T Miller: A K Teacher Life





















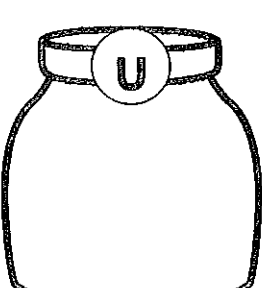
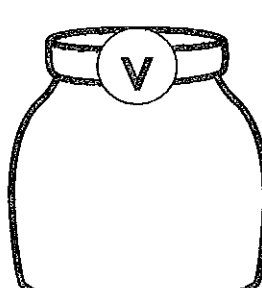



		
		

Name _____

Handwriting Practice

Lowercase Match-Up

Directions: Write the uppercase letter.

Name _____ Math - Counting

Before and After

Directions: Write the number that comes before and after the number in the middle.

before	8	after	before	1	after
--------	----------	-------	--------	----------	-------

before	6	after	before	4	after
--------	----------	-------	--------	----------	-------

before	3	after	before	10	after
--------	----------	-------	--------	-----------	-------

before	2	after	before	5	after
--------	----------	-------	--------	----------	-------

before	9	after	before	7	after
--------	----------	-------	--------	----------	-------

Name _____


Writing Conventions

Singular and Plural Words

Directions: Draw a picture to match each word. If the word is plural, add a "s" at the end of the word.


1 apple

2 apple




1 ball

3 ball



1 balloon

4 balloon



Name _____ Handwriting Practice

Read, Trace and Write

Directions: Read, trace, and write the letter.


A		H	
B		I	
C		J	
D		K	
E		L	
F		M	
G		N	

Name _____

Math – Measurement

How Many Cubes Long?

Directions: Record how long each object is by counting the cubes.



cubes



cubes



cubes



cubes




cubes

Name _____

Handwriting Practice

Read, Trace, and Write

Directions: Read, trace, and write the letter.

O		V	
P		W	
Q		X	
R		Y	
S		Z	
T			
U			

Name _____ Math – Place Value

Ten and Some More

Directions: Build the teen number by showing the ones.



15



18



13



11















16










Name _____ Syllables

Count and Sort

Directions: Count and sort the words by how many syllables.

 1 syllable	 2 syllables	 3 syllables
		
		
		

© 2020 T. Miller: A K Teacher Life



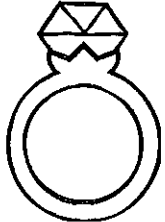


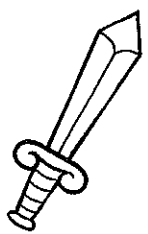








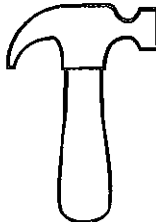

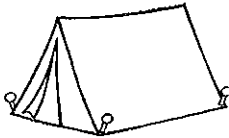

 mushroom	 lawnmower	 mouse
 banana	 question	 jellybeans
 mitten	 vest	 owl

Name _____

Ending Sounds

Ending Sounds







Directions: Look at the picture. Write the ending sound.

	<input type="text"/>		<input type="text"/>		<input type="text"/>
	<input type="text"/>		<input type="text"/>		<input type="text"/>
	<input type="text"/>		<input type="text"/>		<input type="text"/>
	<input type="text"/>		<input type="text"/>		<input type="text"/>
	<input type="text"/>		<input type="text"/>		<input type="text"/>
	<input type="text"/>		<input type="text"/>		<input type="text"/>


Name _____ Rhyming Words

Rhyme Match-Up

Directions: Color, cut, and glue the rhyming pictures.



© 2020 T Miller: A K Teacher Life



Name _____

Math – Number Sense

More Than and Less Than

Directions: Draw flowers that match the statement.

less than 7



more than 4



less than 5




more than 6



less than 3




less than 8



Name _____

Sort it Out!

Directions: Sort the words.



I can sort real and silly words.



real words	silly words

big
sut
lot

zat
yot
vet


gup
bat
kig

hot
cop
pem


Name _____ Ending Sounds

The Missing Ending Sound


Directions: Look at the picture. Write the ending sound.



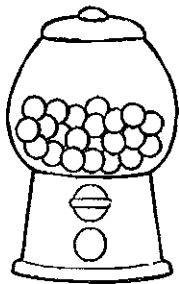
dip



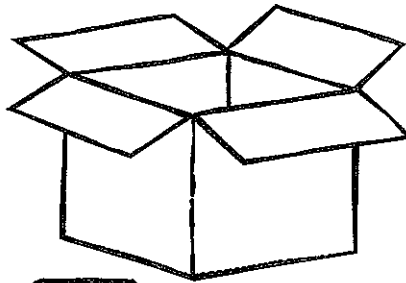
hat



ru




gu



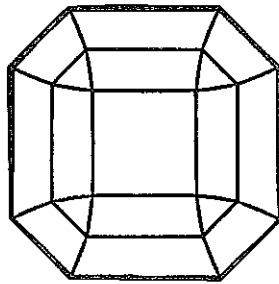
bo




so



be



ge




tu




Name _____

Math – Data


Count, Graph, and Analyze

Directions: Count the fish, graph the information, and answer the questions.




How many?



Which one had the most?



Which one had the least?



Name _____ Writing

Fix the Sight Words 3

Directions: Spell the sight word correctly using the word bank.

Word
Bank

look
and

you
went

the
on

kool

uoy

no

dan

tnwe

het

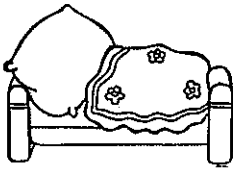




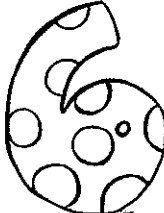



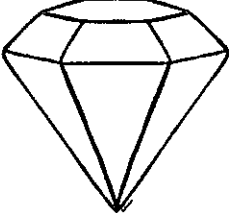



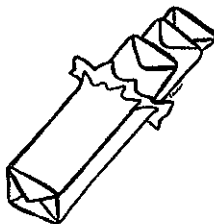

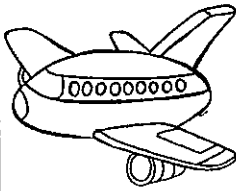
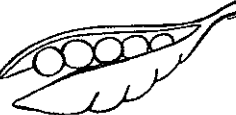

Pick a sight word and use it in a sentence.

Name _____

Medial Sounds

Medial Sounds

Directions: Look at the picture. Write the medial sound.

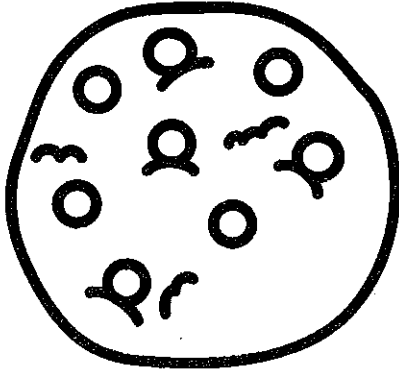
	<input type="text"/>		<input type="text"/>		<input type="text"/>
	<input type="text"/>		<input type="text"/>		<input type="text"/>
	<input type="text"/>		<input type="text"/>		<input type="text"/>
	<input type="text"/>		<input type="text"/>		<input type="text"/>
	<input type="text"/>		<input type="text"/>		<input type="text"/>
	<input type="text"/>		<input type="text"/>		<input type="text"/>

Name _____


Math – Number Sense

Cookie Subtraction

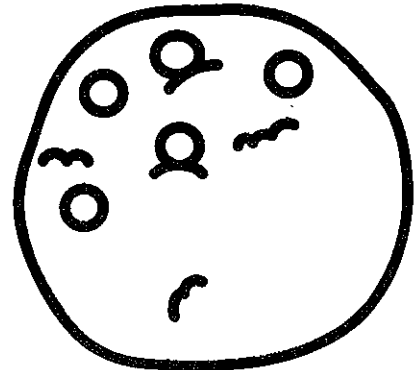
Directions: Find the difference. Subtract using the chocolate chips to help you solve the equations.



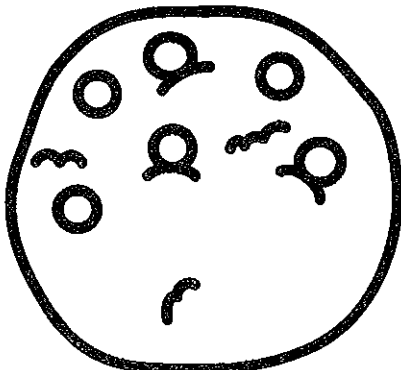
$8 - 3 = \square$



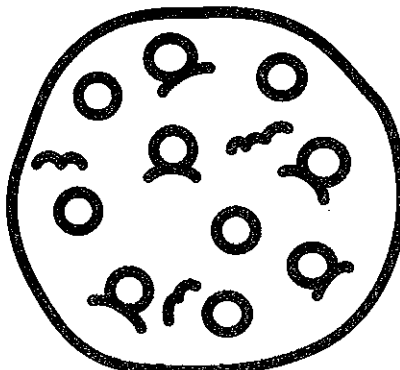
$2 - 2 = \square$




$5 - 3 = \square$



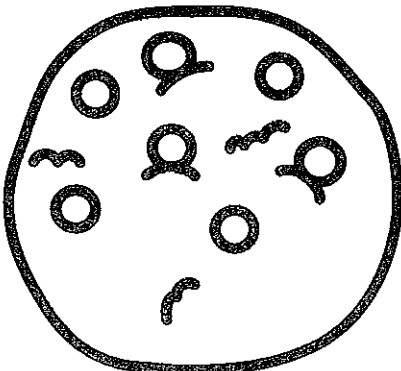
$6 - 3 = \square$



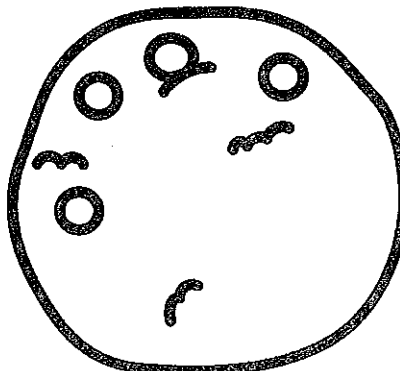
$10 - 5 = \square$



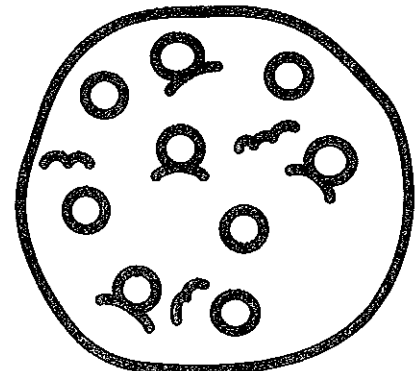
$3 - 1 = \square$



$7 - 6 = \square$



$4 - 0 = \square$



$9 - 4 = \square$

Name _____ Writing

Opinion Writing

Directions: Write a response to the topic. Draw a picture. Edit your writing with the checklist.

AT THE BEACH...

At the beach, I

Handwriting practice lines consisting of solid top and bottom lines with a dashed middle line. The first line contains the text "At the beach, I".

A large rectangular box with rounded corners, intended for drawing a picture related to the writing topic.

I can start my sentences with an uppercase letter.



I can space between my words.



I can add punctuation at the end of every sentence.



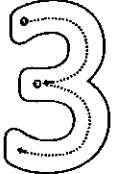
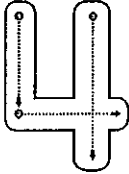
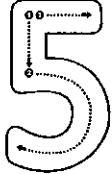

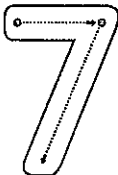
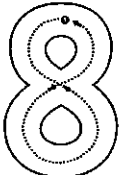

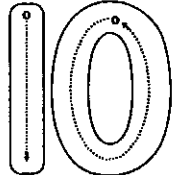


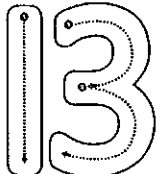
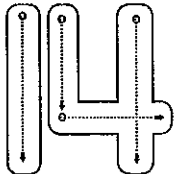
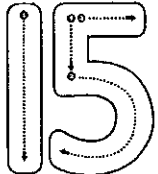
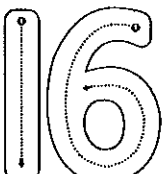
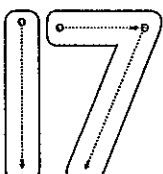
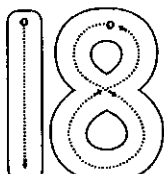
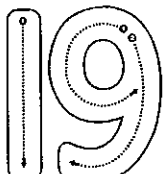



Name _____

Handwriting Practice

Trace and Write

Directions: Trace and write the numbers.


 _____ ----- _____	 _____ ----- _____	 _____ ----- _____	 _____ ----- _____	 _____ ----- _____
 _____ ----- _____	 _____ ----- _____	 _____ ----- _____	 _____ ----- _____	 _____ ----- _____
 _____ ----- _____	 _____ ----- _____	 _____ ----- _____	 _____ ----- _____	 _____ ----- _____
 _____ ----- _____	 _____ ----- _____	 _____ ----- _____	 _____ ----- _____	 _____ ----- _____

Name _____ CVC Words

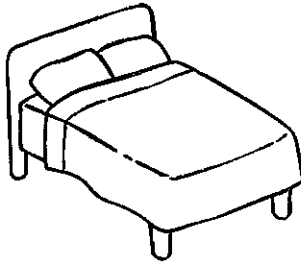
Color and Match

Directions: Color the picture. Circle the matching word.


can cut




bed beg




mot men



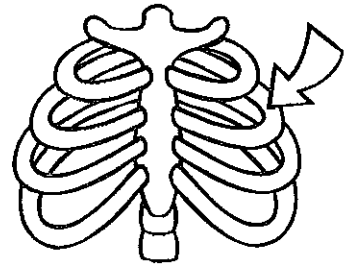
pin pat




hip hop




rob rib




pup pop



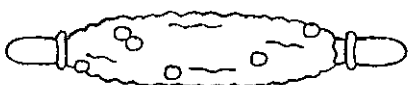
den dig



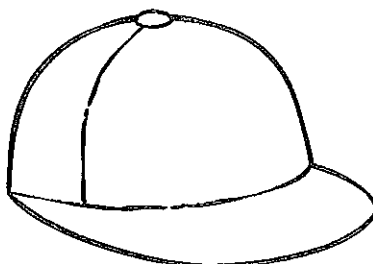
hot ham



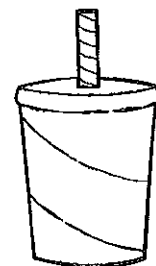
cob can



cub cap



cup kit



Name _____ CVC Words

Real or Silly Word?

Directions: Read each word. If it is a real word, color the space green. If it is a silly word, color the space blue.



real
word










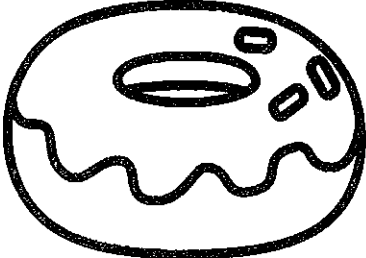










silly
word

fox lab cat bit lap
det heb big
box sib zat git cov leg
big pol kug lat mep hit
zut nit fem
sum mad hut cab hop

Name _____ Math – Counting

Count and Tally


Directions: Count the sprinkles on the donuts. Draw tallies to show how many.


		
		
		
		
		
		

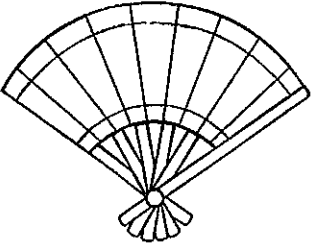
Name _____ CVC Words – Short A


Write the Sounds


Directions: Look at the picture. Write each sound you hear in the box.

			
---	--	--	--

			
--	--	--	--

			
---	--	--	--



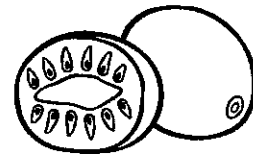


			
---	--	--	--

			
--	--	--	--

Name _____ Math – Measurement

Longer or Shorter?

Directions: Compare the length of the objects using longer and shorter.



© 2020 T. Miller, A.K. Teacher Life

longer than

shorter than

longer than

shorter than


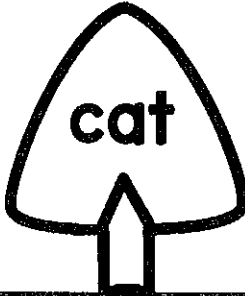




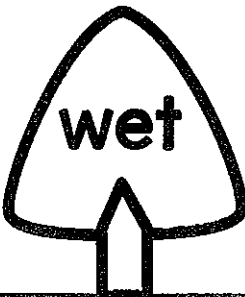
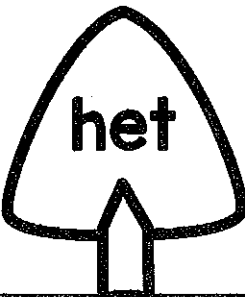
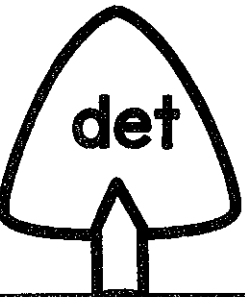



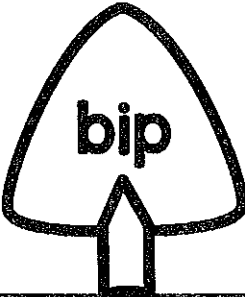












longer than

shorter than

Name _____ CVC Words

Color the Real Words

Directions: Read each word. Color only the real words.

 -at	 cat	 zat	 mat	 gat
 -et	 wet	 het	 det	 pet
 -ip	 wip	 bip	 nip	 tip
 -og	 mog	 dog	 fog	 vog
 -um	 sum	 lum	 pum	 yum

Name _____

Math – Subtraction

Number Line Subtraction

Directions: Solve to find the difference. Use the number line to help you.

$9-5=$

$7-4=$

$6-2=$

$3-1=$

$5-5=$

$9-7=$

$8-3=$

$1-0=$

$7-5=$

$5-3=$

$3-2=$

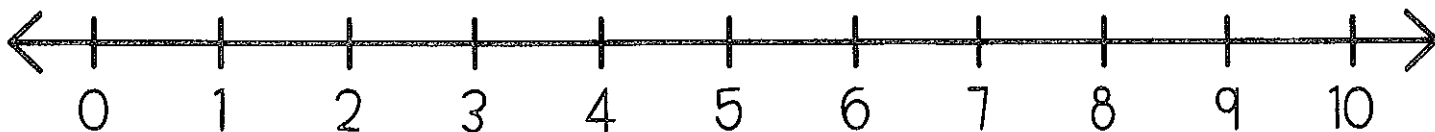
$2-1=$

$10-1=$

$6-5=$

$8-6=$

Use the number line to help you solve.



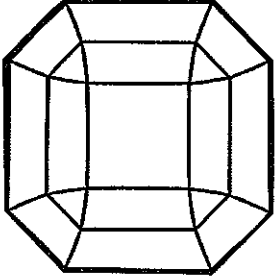

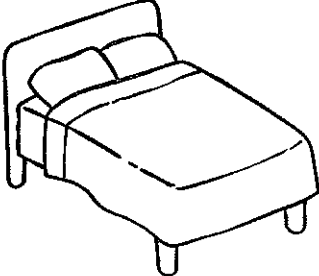


Name _____

CVC Words – Short E

Write the Sounds

Directions: Look at the picture. Write each sound you hear in the box.

Name _____ Math – Geometry

Flat or Solid Shape?


Directions: Color the flat shapes (2D shapes) blue and solid shapes (3D shapes) red.



Flat
shape




Solid
shape





Name _____ CVC Words – Short I


Write the Sounds


Directions: Look at the picture. Write each sound you hear in the box.

			
---	--	--	--

			
---	--	--	--

			
---	--	--	--

			
---	--	--	--

			
---	--	--	--

Solving Word Problems I

Directions: Read the word problem, draw a picture to show your answer, write the equation, and answer.

Pam had 4 apples in a bin. Sam put 3 more apples in the bin. How many apples are in the bin now?

Draw

Equation

There were 7 cookies in the jar. Lu took out 5 cookies. How many cookies are in the jar now?

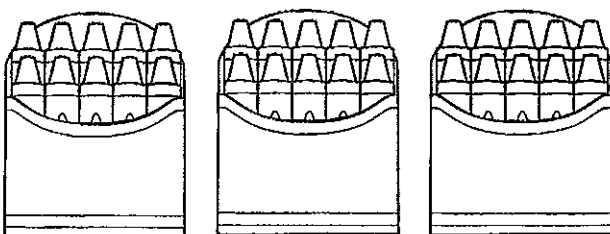
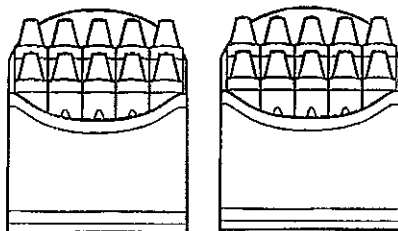
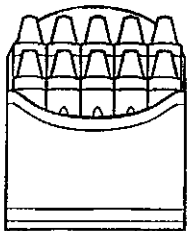
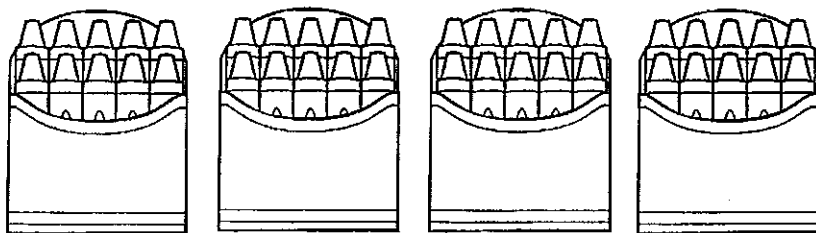
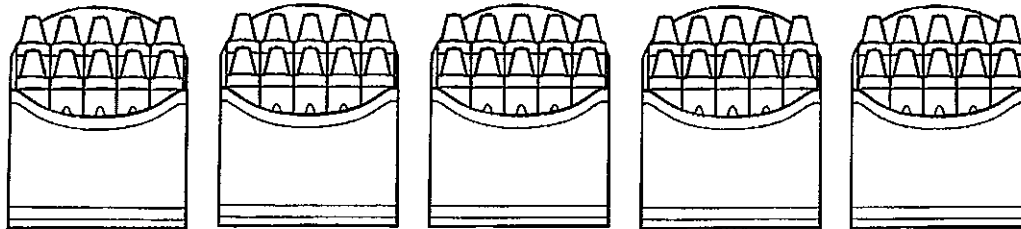
Draw

Equation

Name _____ Math – Counting

Count by Tens

Directions: Count the crayons. Count by tens. Write the answer.



Name _____ Writing

Opinion Writing

Directions: Write a response to the topic. Draw a picture. Edit your writing with the checklist.


IN THE SUMMER ...

I see

I hear

I smell

I taste



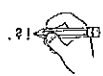
I can start my sentences with an uppercase letter.



I can space between my words.



I can add punctuation at the end of every sentence.


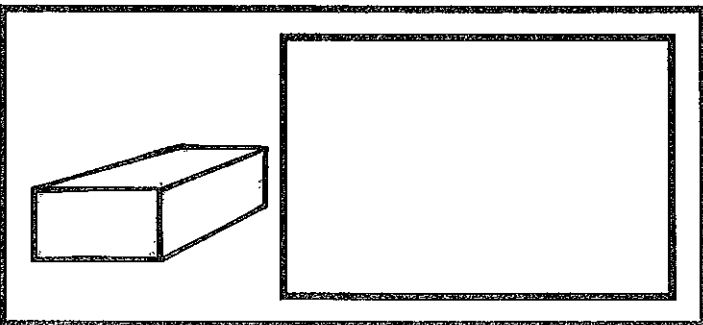

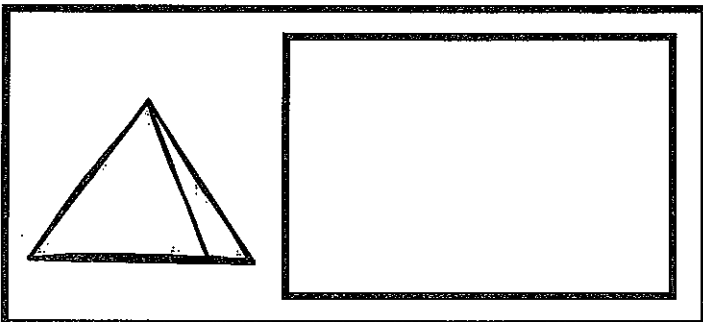



Name _____

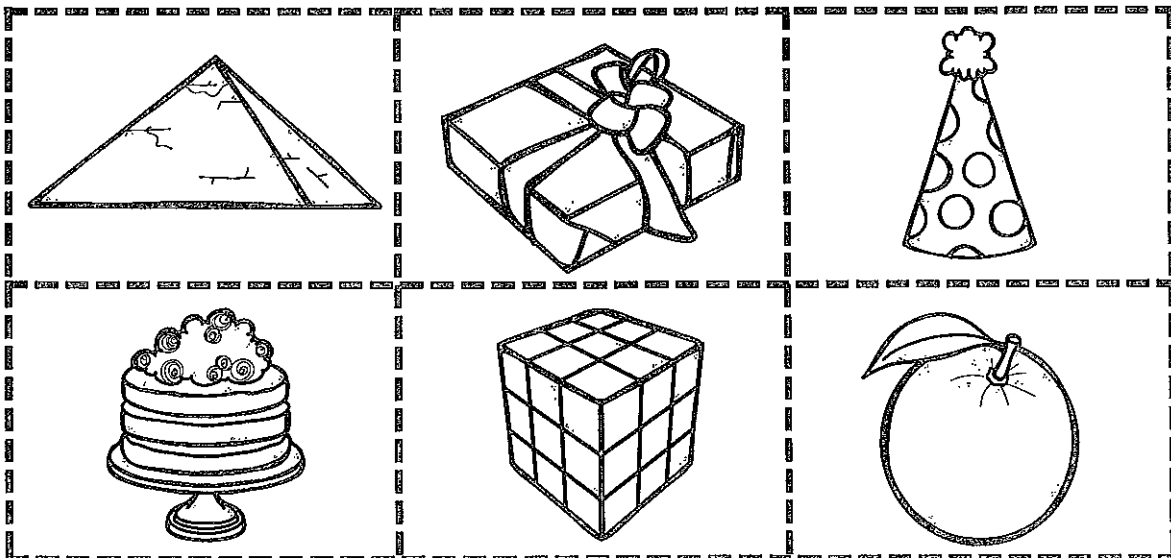
Math – Geometry

3D Shape Match-Up

Directions: Match the real-life object to its 3D shape.



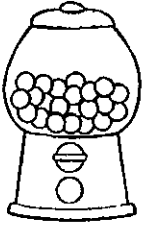
© 2020 T.Miller, A K Teacher Life

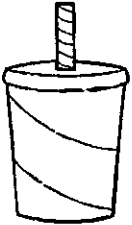



Name _____ CVC Words – Short U


Write the Sounds

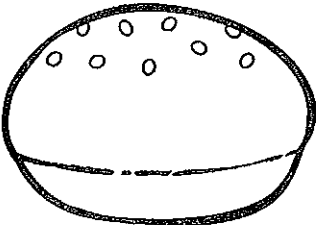
Directions: Look at the picture. Write each sound you hear in the box.

			
---	--	--	--

			
---	--	--	--

			
---	--	--	--

			
---	--	--	--

			
---	--	--	--

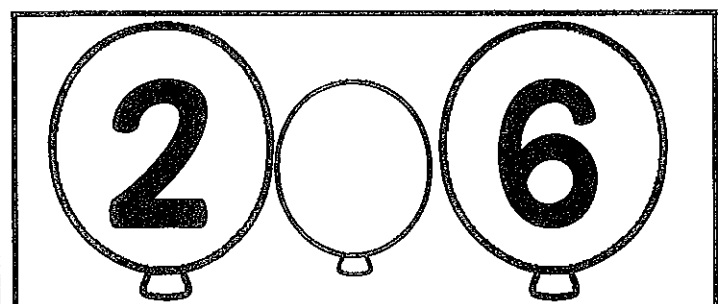
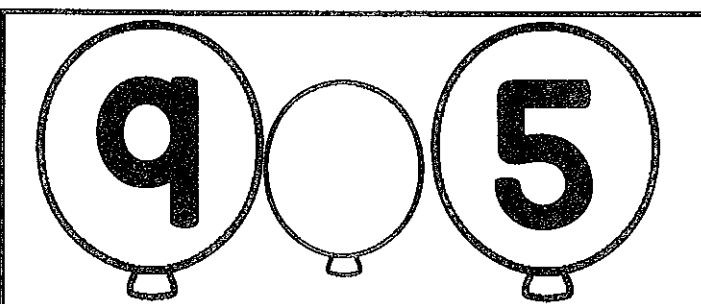
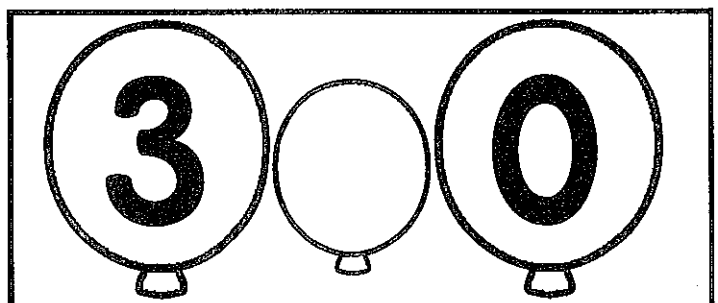
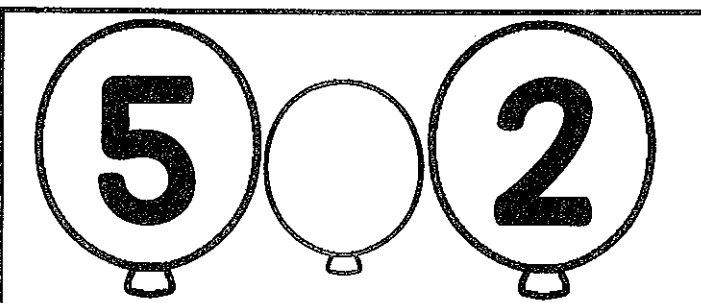
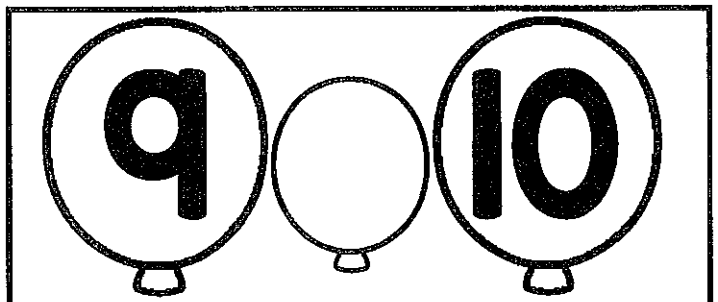
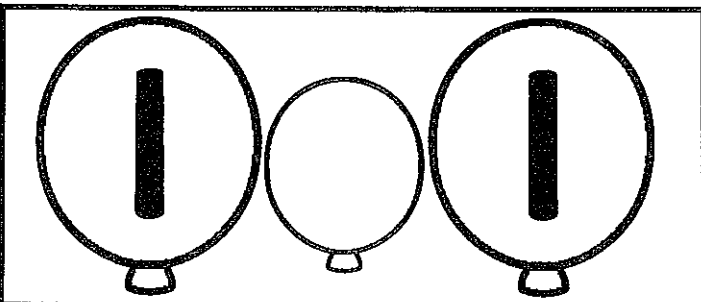


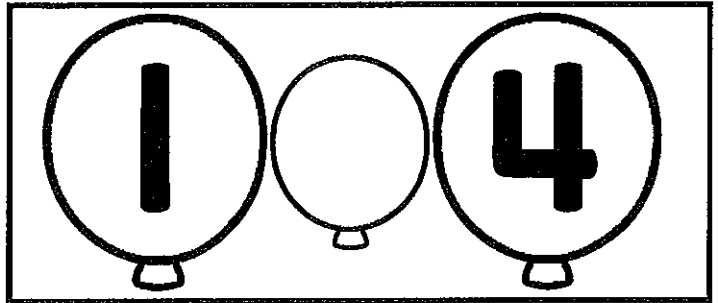
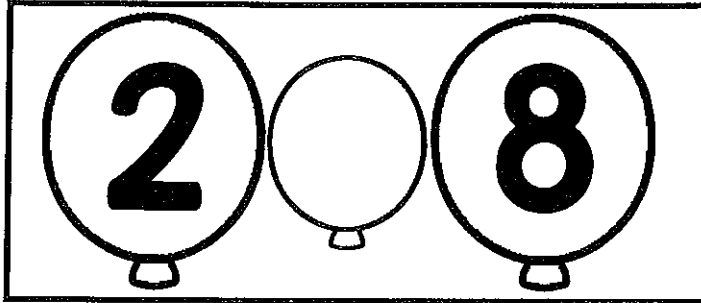
Name _____

Math – Number Sense

Comparing Numbers

Directions: Use $<$, $>$ and $=$ to compare the numbers.

Word Bank $<$ less than $>$ greater than $=$ equal


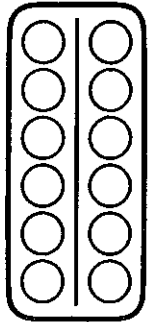

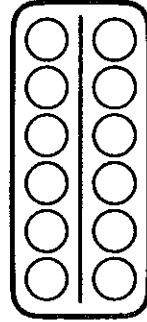






Name _____

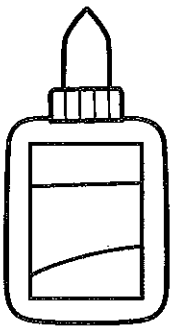
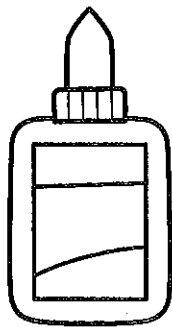
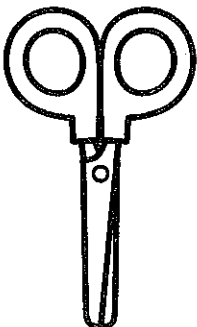
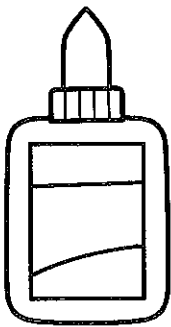
Math - Patterns

Finish the Pattern



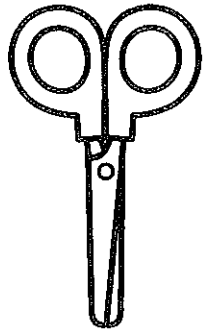
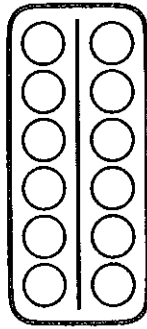
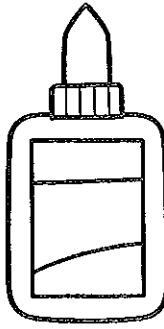
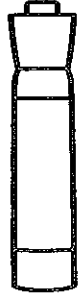
Directions: Cut and glue the school supplies to finish the patterns.

					
---	---	---	---	--	--

					
--	--	--	--	--	--

					
---	---	---	---	--	--

© 2020 T Miller: A K Teacher Life

					
---	---	---	---	---	---

Name _____ Writing

Fix the Sight Words 2






Directions: Spell the sight word correctly using the word bank.

Word
Bank

come
am

this
go

my
it



Pick a sight word and use it in a sentence.

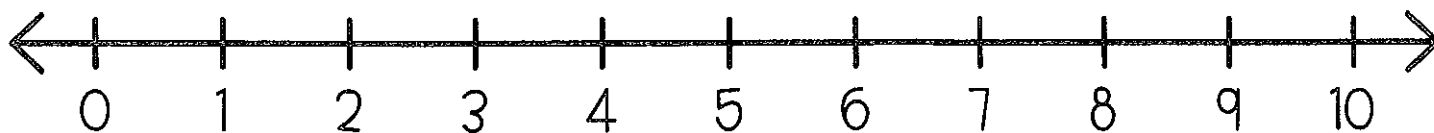
Name _____ Math – Addition

The Missing Addend

Directions: Solve to find the missing addend. Use the number line to help you.

$2 + \square = 5$	$6 + \square = 8$	$5 + \square = 7$
$4 + \square = 6$	$5 + \square = 6$	$7 + \square = 7$
$6 + \square = 7$	$2 + \square = 7$	$1 + \square = 9$
$5 + \square = 9$	$6 + \square = 8$	$2 + \square = 2$
$3 + \square = 4$	$5 + \square = 8$	$1 + \square = 2$










Use the number line to help you solve.



Name _____ Math – Representing Numbers

Teen Number Count

Directions: Read the number and show how many on the double ten frame.

 12 <table border="1"><tbody><tr><td></td><td></td><td></td><td></td><td></td></tr><tr><td></td><td></td><td></td><td></td><td></td></tr><tr><td></td><td></td><td></td><td></td><td></td></tr><tr><td></td><td></td><td></td><td></td><td></td></tr></tbody></table>																					 16 <table border="1"><tbody><tr><td></td><td></td><td></td><td></td><td></td></tr><tr><td></td><td></td><td></td><td></td><td></td></tr><tr><td></td><td></td><td></td><td></td><td></td></tr><tr><td></td><td></td><td></td><td></td><td></td></tr></tbody></table>																					 15 <table border="1"><tbody><tr><td></td><td></td><td></td><td></td><td></td></tr><tr><td></td><td></td><td></td><td></td><td></td></tr><tr><td></td><td></td><td></td><td></td><td></td></tr><tr><td></td><td></td><td></td><td></td><td></td></tr></tbody></table>																				
 18 <table border="1"><tbody><tr><td></td><td></td><td></td><td></td><td></td></tr><tr><td></td><td></td><td></td><td></td><td></td></tr><tr><td></td><td></td><td></td><td></td><td></td></tr><tr><td></td><td></td><td></td><td></td><td></td></tr></tbody></table>																					 11 <table border="1"><tbody><tr><td></td><td></td><td></td><td></td><td></td></tr><tr><td></td><td></td><td></td><td></td><td></td></tr><tr><td></td><td></td><td></td><td></td><td></td></tr><tr><td></td><td></td><td></td><td></td><td></td></tr></tbody></table>																					 17 <table border="1"><tbody><tr><td></td><td></td><td></td><td></td><td></td></tr><tr><td></td><td></td><td></td><td></td><td></td></tr><tr><td></td><td></td><td></td><td></td><td></td></tr><tr><td></td><td></td><td></td><td></td><td></td></tr></tbody></table>																				
 14 <table border="1"><tbody><tr><td></td><td></td><td></td><td></td><td></td></tr><tr><td></td><td></td><td></td><td></td><td></td></tr><tr><td></td><td></td><td></td><td></td><td></td></tr><tr><td></td><td></td><td></td><td></td><td></td></tr></tbody></table>																					 19 <table border="1"><tbody><tr><td></td><td></td><td></td><td></td><td></td></tr><tr><td></td><td></td><td></td><td></td><td></td></tr><tr><td></td><td></td><td></td><td></td><td></td></tr><tr><td></td><td></td><td></td><td></td><td></td></tr></tbody></table>																					 13 <table border="1"><tbody><tr><td></td><td></td><td></td><td></td><td></td></tr><tr><td></td><td></td><td></td><td></td><td></td></tr><tr><td></td><td></td><td></td><td></td><td></td></tr><tr><td></td><td></td><td></td><td></td><td></td></tr></tbody></table>																				

Name _____ Writing

Opinion Writing




Directions: Write a response to the topic. Draw a picture. Edit your writing with the checklist.

MY FAVORITE PLACE TO GO

My favorite place to go

Blank writing lines for the student's response.
















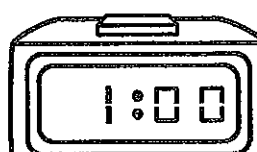


Large blank box for drawing a picture related to the student's response.

- I can start my sentences with an uppercase letter. 
- I can space between my words. 
- I can add punctuation at the end of every sentence. 

Name _____ Math – Time

Show Me the Time

Directions: Draw the hour and minute hands to show the time on the digital clock.


Name _____ Math – Measurement

Measuring Objects

Directions: Cut out the cube tower. Measure different objects to see if they are longer than or shorter than 10 cubes. Draw or write to record your answer.

Longer Than 10 Cubes

Shorter Than 10 Cubes



Name _____ Writing

Opinion Writing

Directions: Write a response to the topic. Draw a picture. Edit your writing with the checklist.

FAVORITE ACTIVITY

My favorite activity is

Handwriting practice lines consisting of a solid top line, a dashed middle line, and a solid bottom line. There are four sets of these lines provided for writing.

A large rectangular box with rounded corners, intended for drawing a picture related to the student's favorite activity.

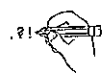
I can start my sentences with an uppercase letter.



I can space between my words.



I can add punctuation at the end of every sentence.












Name _____

Math – Decomposing

Decomposing Numbers

Directions: Solve to find the missing number.

Name _____ Math – Geometry

How Many Sides?

Directions: Color the shapes based on how many sides they have.









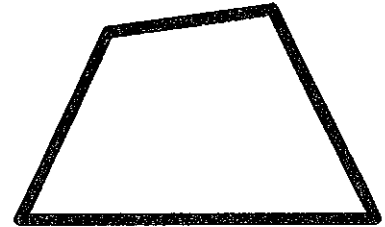

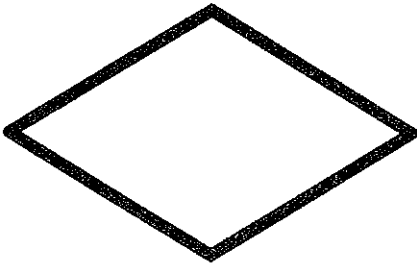




0 sides



3 sides



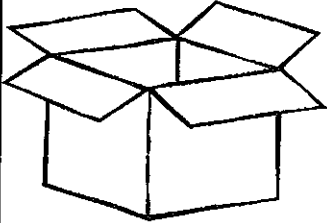




4 sides



Name _____ CVC Words – Short O

Write the Sounds



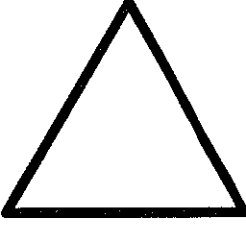





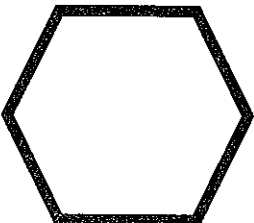

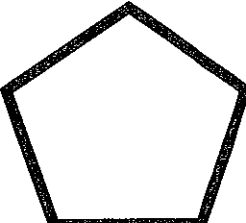

Directions: Look at the picture. Write each sound you hear in the box.

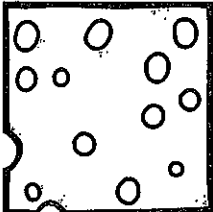

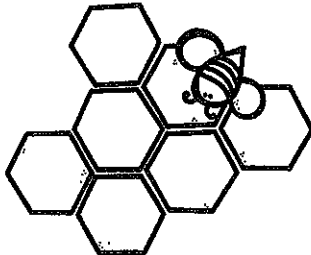


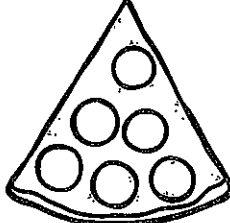
Name _____ Math – Geometry

2D Shape Match-Up

Directions: Match the real-life object to its 2D shape.


© 2020 I AMBer, A K Teacher Life


Name _____ Math – Time

What Time Is It?


Directions: Read the clock. Write the time.




⋮




⋮




⋮




⋮




⋮




⋮



⋮



⋮




⋮

Name _____


Medial Sounds

The Missing Medial Sound


Directions: Look at the picture. Write the medial sound.




n p



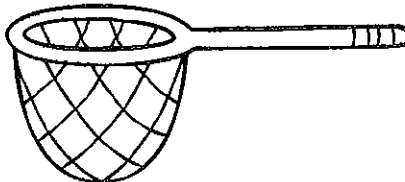
m d



g



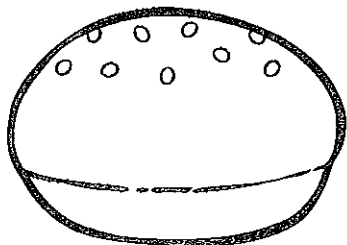
f n



n t




p d



b n



r g



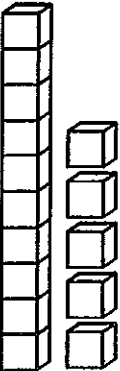

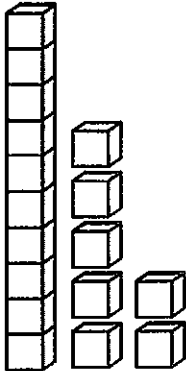






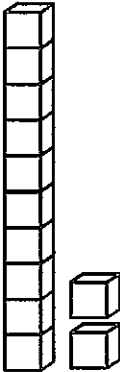

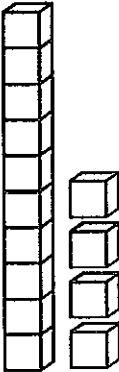

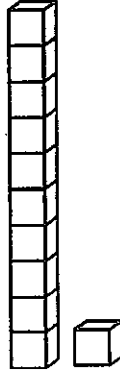




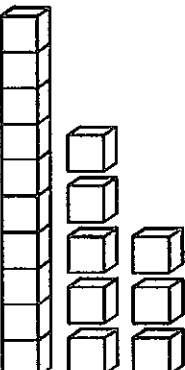

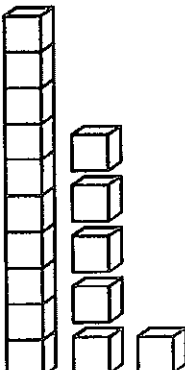

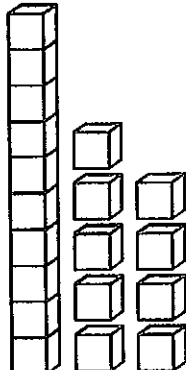




c g

Name _____

Math – Place Value

Tens and Ones

Directions: Count the blocks. Write how many tens, ones and the total amount.

<table border="1"><thead><tr><th>tens</th><th>ones</th></tr></thead><tbody><tr><td></td><td></td></tr><tr><td colspan="2" style="text-align: center;"><div style="border: 1px solid black; border-radius: 15px; width: 100px; height: 80px; display: flex; align-items: center; justify-content: center;">total</div></td></tr></tbody></table>	tens	ones			<div style="border: 1px solid black; border-radius: 15px; width: 100px; height: 80px; display: flex; align-items: center; justify-content: center;">total</div>		<table border="1"><thead><tr><th>tens</th><th>ones</th></tr></thead><tbody><tr><td></td><td></td></tr><tr><td colspan="2" style="text-align: center;"><div style="border: 1px solid black; border-radius: 15px; width: 100px; height: 80px; display: flex; align-items: center; justify-content: center;">total</div></td></tr></tbody></table>	tens	ones			<div style="border: 1px solid black; border-radius: 15px; width: 100px; height: 80px; display: flex; align-items: center; justify-content: center;">total</div>		<table border="1"><thead><tr><th>tens</th><th>ones</th></tr></thead><tbody><tr><td></td><td></td></tr><tr><td colspan="2" style="text-align: center;"><div style="border: 1px solid black; border-radius: 15px; width: 100px; height: 80px; display: flex; align-items: center; justify-content: center;">total</div></td></tr></tbody></table>	tens	ones			<div style="border: 1px solid black; border-radius: 15px; width: 100px; height: 80px; display: flex; align-items: center; justify-content: center;">total</div>	
tens	ones																			
																				
<div style="border: 1px solid black; border-radius: 15px; width: 100px; height: 80px; display: flex; align-items: center; justify-content: center;">total</div>																				
tens	ones																			
																				
<div style="border: 1px solid black; border-radius: 15px; width: 100px; height: 80px; display: flex; align-items: center; justify-content: center;">total</div>																				
tens	ones																			
																				
<div style="border: 1px solid black; border-radius: 15px; width: 100px; height: 80px; display: flex; align-items: center; justify-content: center;">total</div>																				
<table border="1"><thead><tr><th>tens</th><th>ones</th></tr></thead><tbody><tr><td></td><td></td></tr><tr><td colspan="2" style="text-align: center;"><div style="border: 1px solid black; border-radius: 15px; width: 100px; height: 80px; display: flex; align-items: center; justify-content: center;">total</div></td></tr></tbody></table>	tens	ones			<div style="border: 1px solid black; border-radius: 15px; width: 100px; height: 80px; display: flex; align-items: center; justify-content: center;">total</div>		<table border="1"><thead><tr><th>tens</th><th>ones</th></tr></thead><tbody><tr><td></td><td></td></tr><tr><td colspan="2" style="text-align: center;"><div style="border: 1px solid black; border-radius: 15px; width: 100px; height: 80px; display: flex; align-items: center; justify-content: center;">total</div></td></tr></tbody></table>	tens	ones			<div style="border: 1px solid black; border-radius: 15px; width: 100px; height: 80px; display: flex; align-items: center; justify-content: center;">total</div>		<table border="1"><thead><tr><th>tens</th><th>ones</th></tr></thead><tbody><tr><td></td><td></td></tr><tr><td colspan="2" style="text-align: center;"><div style="border: 1px solid black; border-radius: 15px; width: 100px; height: 80px; display: flex; align-items: center; justify-content: center;">total</div></td></tr></tbody></table>	tens	ones			<div style="border: 1px solid black; border-radius: 15px; width: 100px; height: 80px; display: flex; align-items: center; justify-content: center;">total</div>	
tens	ones																			
																				
<div style="border: 1px solid black; border-radius: 15px; width: 100px; height: 80px; display: flex; align-items: center; justify-content: center;">total</div>																				
tens	ones																			
																				
<div style="border: 1px solid black; border-radius: 15px; width: 100px; height: 80px; display: flex; align-items: center; justify-content: center;">total</div>																				
tens	ones																			
																				
<div style="border: 1px solid black; border-radius: 15px; width: 100px; height: 80px; display: flex; align-items: center; justify-content: center;">total</div>																				
<table border="1"><thead><tr><th>tens</th><th>ones</th></tr></thead><tbody><tr><td></td><td></td></tr><tr><td colspan="2" style="text-align: center;"><div style="border: 1px solid black; border-radius: 15px; width: 100px; height: 80px; display: flex; align-items: center; justify-content: center;">total</div></td></tr></tbody></table>	tens	ones			<div style="border: 1px solid black; border-radius: 15px; width: 100px; height: 80px; display: flex; align-items: center; justify-content: center;">total</div>		<table border="1"><thead><tr><th>tens</th><th>ones</th></tr></thead><tbody><tr><td></td><td></td></tr><tr><td colspan="2" style="text-align: center;"><div style="border: 1px solid black; border-radius: 15px; width: 100px; height: 80px; display: flex; align-items: center; justify-content: center;">total</div></td></tr></tbody></table>	tens	ones			<div style="border: 1px solid black; border-radius: 15px; width: 100px; height: 80px; display: flex; align-items: center; justify-content: center;">total</div>		<table border="1"><thead><tr><th>tens</th><th>ones</th></tr></thead><tbody><tr><td></td><td></td></tr><tr><td colspan="2" style="text-align: center;"><div style="border: 1px solid black; border-radius: 15px; width: 100px; height: 80px; display: flex; align-items: center; justify-content: center;">total</div></td></tr></tbody></table>	tens	ones			<div style="border: 1px solid black; border-radius: 15px; width: 100px; height: 80px; display: flex; align-items: center; justify-content: center;">total</div>	
tens	ones																			
																				
<div style="border: 1px solid black; border-radius: 15px; width: 100px; height: 80px; display: flex; align-items: center; justify-content: center;">total</div>																				
tens	ones																			
																				
<div style="border: 1px solid black; border-radius: 15px; width: 100px; height: 80px; display: flex; align-items: center; justify-content: center;">total</div>																				
tens	ones																			
																				
<div style="border: 1px solid black; border-radius: 15px; width: 100px; height: 80px; display: flex; align-items: center; justify-content: center;">total</div>																				

Name _____ Writing

Opinion Writing


Directions: Write a response to the topic. Draw a picture. Edit your writing with the checklist.


IF I HAD SUPERPOWERS ...


If I had superpowers, I

Handwriting practice lines consisting of solid top and bottom lines with a dashed middle line. The first line contains the text "If I had superpowers, I".

A large rectangular box with rounded corners, intended for drawing a picture related to the student's opinion.

I can start my sentences with an uppercase letter. 

I can space between my words. 


I can add punctuation at the end of every sentence. 

Name _____





Math – Data

Count and Graph

Directions: Count the weather symbols. Graph the Data.



This Month's Weather

Name _____

Math – Addition and Subtraction

Solving Word Problems 2

Directions: Read the word problem, draw a picture to show your answer, write the equation, and answer.

Minka put 5 cookies on the plate. She put 2 more cookies on the plate. How many cookies are on the plate?

Draw

Equation

There were 10 bees on a flower. 3 bees fly away. How many bees are on the flower now?


Draw

Equation

Name _____ Parts of Speech

Playground Verbs

Directions: Draw a picture of two actions or verbs you do on the playground. Write a sentence for each verb.



1. _____

2. _____


Name _____

Math - Counting

Writing Numbers to 100

Directions: Write numbers 1 to 100.

My Favorite Part



Name _____

Large empty rectangular box for drawing or writing.

Four sets of primary writing lines, each consisting of a solid top line, a dashed middle line, and a solid bottom line.

Name _____ Math – Time

The Value of Coins

Directions: Write the value of each coin.



cents



cents



cents



cents



cents



cents



cents



cents



cents







Name _____

-am words

Read and Write

Directions: Read the words. Write the word under the correct picture.

Word Bank	
<input type="radio"/>	Sam
<input type="radio"/>	yam
<input type="radio"/>	jam
<input type="radio"/>	ham
<input type="radio"/>	ram
<input type="radio"/>	dam

 <input type="text"/> <input type="text"/> <input type="text"/>	 <input type="text"/> <input type="text"/> <input type="text"/>	 <input type="text"/> <input type="text"/> <input type="text"/>
 <input type="text"/> <input type="text"/> <input type="text"/>	 <input type="text"/> <input type="text"/> <input type="text"/>	 <input type="text"/> <input type="text"/> <input type="text"/>

Read and Answer


Run from the Ram

I am at camp. I am eating ham and yams. I see a ram. I run as fast as I can. The ram runs too. I jump in the river. I swim to the dam. I got away from the ram.

What am I eating?

How did I get away from the ram?

Character Feelings



Name _____

The Main Character

Describe how the character felt in the story.

Handwriting practice lines consisting of a solid top line, a dashed middle line, and a solid bottom line. There are four sets of these lines provided for writing.

Name _____


Math – Time

Money in the Bank

Directions: Count the pennies. Write the amount.



_____ cents



_____ cents



_____ cents




_____ cents



_____ cents



_____ cents



_____ cents



_____ cents



_____ cents


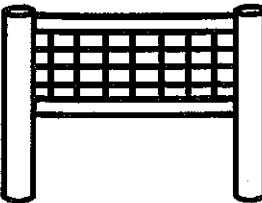




Name _____

-et words

Read and Write

Directions: Read the words. Write the word under the correct picture.

Word Bank	
<input type="radio"/>	net
<input type="radio"/>	pet
<input type="radio"/>	vet
<input type="radio"/>	jet
<input type="radio"/>	wet
<input type="radio"/>	met

 <input type="text"/> <input type="text"/> <input type="text"/>	 <input type="text"/> <input type="text"/> <input type="text"/>	 <input type="text"/> <input type="text"/> <input type="text"/>
 <input type="text"/> <input type="text"/> <input type="text"/>	 <input type="text"/> <input type="text"/> <input type="text"/>	 <input type="text"/> <input type="text"/> <input type="text"/>

Read and Answer

A Pet at the Vet

I took a jet to the vet. I met the vet. The vet said my pet is sick. I felt sad. The vet said I can get a new pet. I got a new pet from the vet.

Where did the jet go?

What did I get at the vet?

Name _____ Writing

Opinion Writing

Directions: Write a response to the topic. Draw a picture. Edit your writing with the checklist.

BEST SUMMER SNACK

The best summer snack is

Handwriting practice lines consisting of four sets of solid top and bottom lines with a dashed midline.

A large rectangular box with rounded corners, intended for drawing a picture related to the writing topic.

I can start my sentences with an uppercase letter.



I can space between my words.



I can add punctuation at the end of every sentence.

