Rhythm



eighth note = ½ count of sound in $\frac{2}{4}$, $\frac{4}{4}$, or $\mathbf{C}$

a single eighth note has a **flag**

a group of eighth notes is connected by a **beam**

Counting & Conducting



Percussion Technique



Flam Tap – one of the 40 PAS International Drum Rudiments (see Drums p. 47)



Flam Paradiddle – one of the 40 PAS International Drum Rudiments (see Drums p. 47)

42. Warm-up: Breath Support Challenge

▸ Use two sticks to play the S. Cymbal part—one in each hand. Experiment with playing on different parts of the cymbal. Which area is best for this exercise, and why?



43. Epic Eighth Notes

▸ The bottom line provides the basic pulse.



44. Michael Finnegan

▸ Count, clap, sing, and play!

Irish Folk Son



45. Eighth Note Escapade



46. Skill Builder: Processional Dance

▶ Count, clap, sing, and play!

▶ Tambourine (Tamb.) is introduced on page 12b. Renaissance Dance Music



47. Baja Breeze TEST



48. Mallets Private Lesson

▶ Write the note names.



48. Drums Private Lesson

▶ Be sure to use good Flam technique and carefully follow the sticking when playing the Flam Taps in A and Flam Paradiddles in B.

Flam Tap, Flam Paradiddle

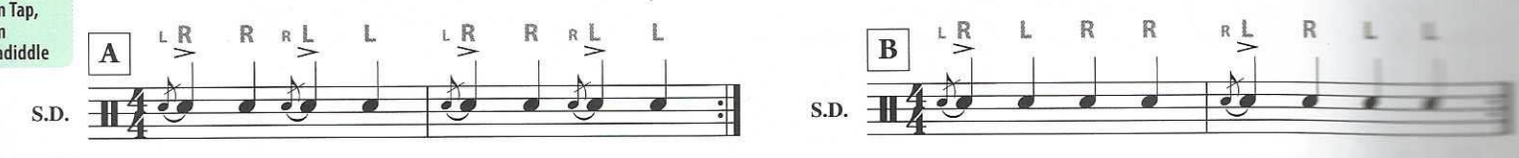

MASTERING EXCELLENCE: Drums p. 38, 40

Theory & Composition

improvisation – spontaneous composition of music through playing or singing

49. Unforgettable Eighth Notes



50. Mahnomen Harvest

▶ Count, clap, sing, and play!

▶ Maracas (Mcas.) are introduced on page 12b.



51. Eighth Notes on the Edge



52. Now Let Me Fly

▶ Count, clap, sing, and play!

Spirituals are religious folk songs created in the 18th and 19th centuries.

American Spirit



53. *Sight-Reading Challenge:* Promenade

▶ 1) Write the counting and draw the bar lines. 2) Sight-read!
▶ Keep your eyes on the music as you play.



54. Rio Con Brio

TEST



55. Excellence in Improvisation

▶ Play along with the recorded accompaniment. Measures 1-2: Play the written notes. Measures 3-5: Improvise using the same notes.



LESSON 2
Eighth Notes, Quarter Notes

An **EIGHTH NOTE** looks like a quarter note with a flag added to its stem: 

Two or more **EIGHTH NOTES** are joined together by a beam: 



COMBINATION STUDY



* 𝅗𝅥 =half note = two beats

LESSON 3

Quarter Notes, Quarter Rests, Eighth Notes



COMBINATION STUDY



* 𝄼 - half rest = two beats of silence

Dynamics

Dynamic signs indicate how loudly or softly music should be played.

The symbol *f* forte—means: loud

The symbol *p* piano—means: soft

A crescendo ——< means: gradually get louder

A decrescendo >—— means: gradually get softer

% = repeat previous measure

𝄻 = *whole rest* = 4 beats of silence

First and Second Endings

The repeat sign tells you to go back to the beginning. On the repeat, skip the first ending and play the second ending.



SOLO #1



* × = play on rim

LESSON 4

Eighth Notes, Quarter Notes, Eighth Rests

𝄾 = eighth rest



COMBINATION STUDY



LESSON 5

Eighth Notes, Eighth Rests



COMBINATION STUDY

