

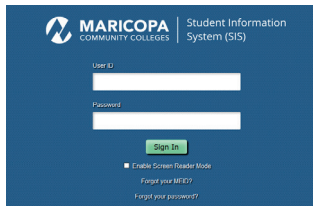


DUAL ENROLLMENT

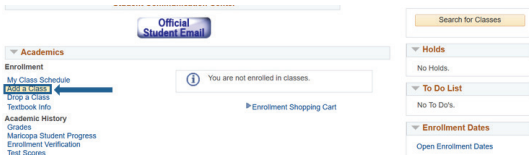
Registration Steps for Returning Students

1 REGISTER FOR CLASSES

- Log onto your student center at my.maricopa.edu with your MEID (username) and password



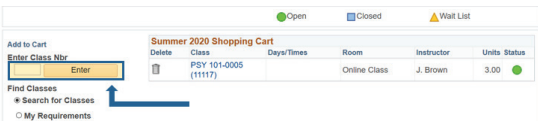
- Click **Add a Class** link under Academics Heading and Enrollment Sub-Heading




- Select college and term you want to register for, and click continue



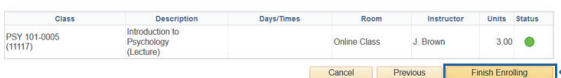
- Enter your 5-digit section number (found on your **high school course list** www.riosalado.edu/courselist) in the Enter Class Nbr field, then click the Enter button.



- Continue to add classes as needed



- Confirm your class schedule, then click the **Finish Enrolling** button.



2 PAY TUITION AND FEES

- Tuition cost is \$85 per credit* (subject to change) for Maricopa County residents plus a \$15 registration fee per semester. Payment is due upon registration. Students will be dropped from courses every Monday for non-payment.
- Pay tuition online** by signing onto Student Center with MEID (username) and password. Click **my payment options/ manage my payment plan** and follow the steps.
- Pay tuition in person** using a credit card, check, cash, or money order at the Student Business Services Office at 2323 W. 14th Street Tempe, AZ 85281.
- Pay tuition by phone** using a credit card at 480-517-8330. For hours of operation, see the Student Business Services website at www.riosalado.edu/students/student-business-services

HAVE QUESTIONS, ISSUES OR NEED ASSISTANCE?



www.riosalado.edu/dual



Dual Enrollment: 480.517.8080 (Hours: 8 a.m. to 5 p.m.)
Admissions and Records: 480.517.8540
Reset Password: 1.888.994.4433

DE_RegistrationStepsF20-Current_FL_0420