

Choice of Challenges
Only ONE needs to be
completed along with ONE
task to be entered in the
drawing.



Read a book with a DRAGON on the cover

Try a new food or drink with the word DRAGON

Read a book/watch a film with DRAGON in the title

Visit a location named after or representative of a DRAGON.


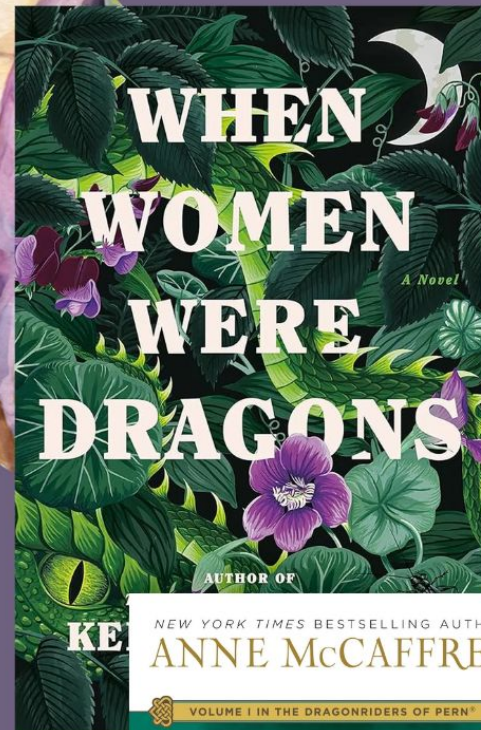

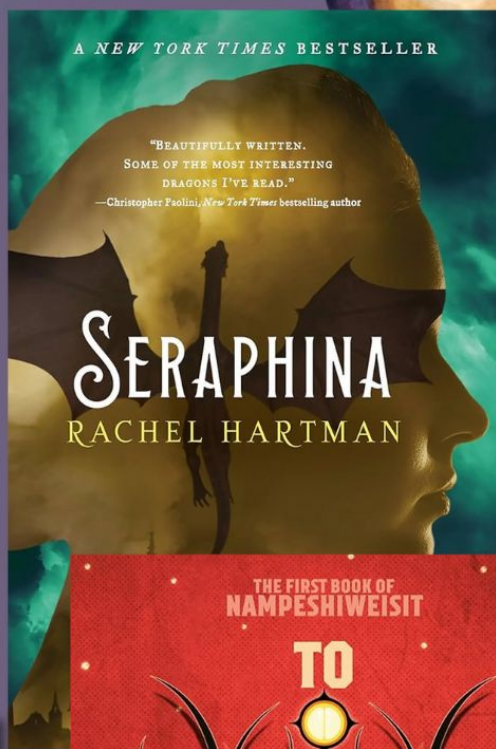
Take a photo with something that could be connected to a DRAGON.

Discover a new artist that utilizes a DRAGON allusion in a song title, album title lyric, or work of art.

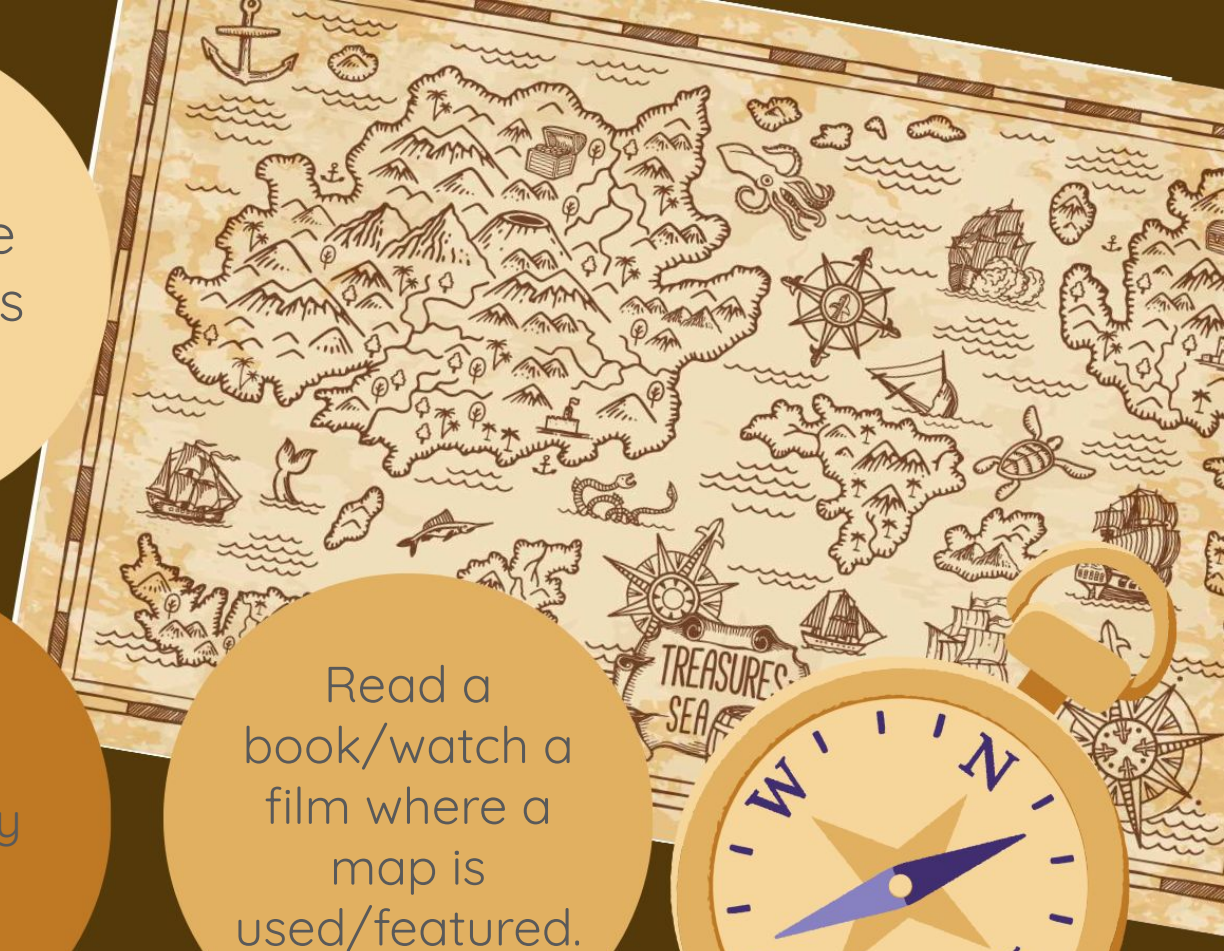
DRAGON CHALLENGE

Welcome to our Dragon Challenge! The goal for this challenge is to complete at least three of the circles above over the course of the summer. Bring back your crossed-off card to enter to win prizes!

DRAGON BOOK RECS



MORE DRAGON
BOOKS HERE!



Read a book where a map plays a role.

Go geocaching!
Take pics along the way & one of the final “treasure.”

Read a book/watch a film where a map is used/featured.



Draw or use an app to create a map & key of a favorite place, *or* a map of your heart or mind.

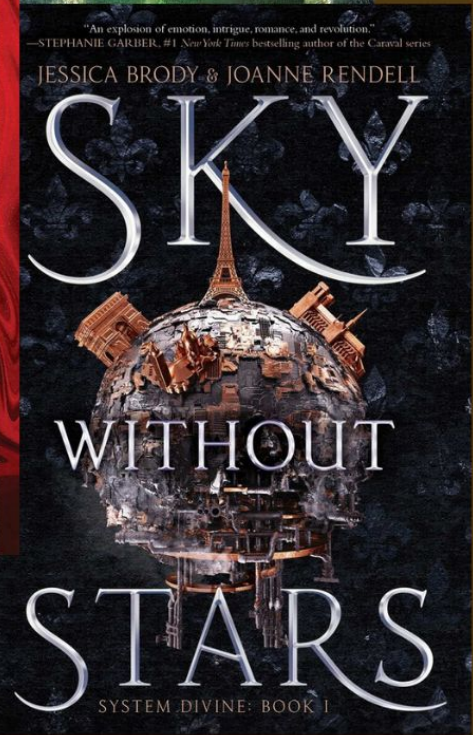
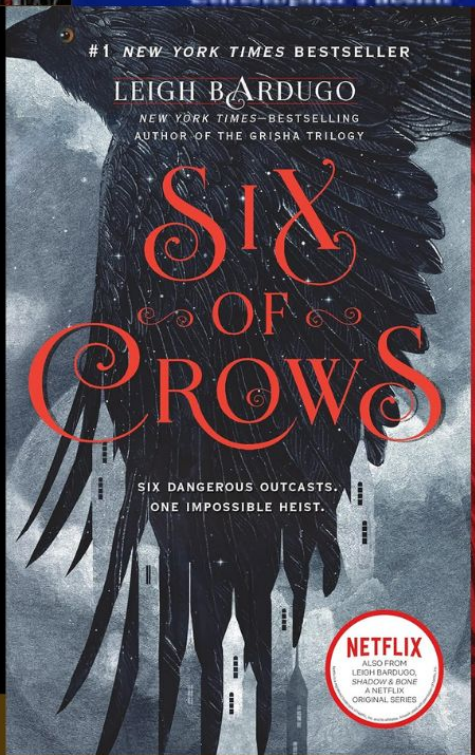
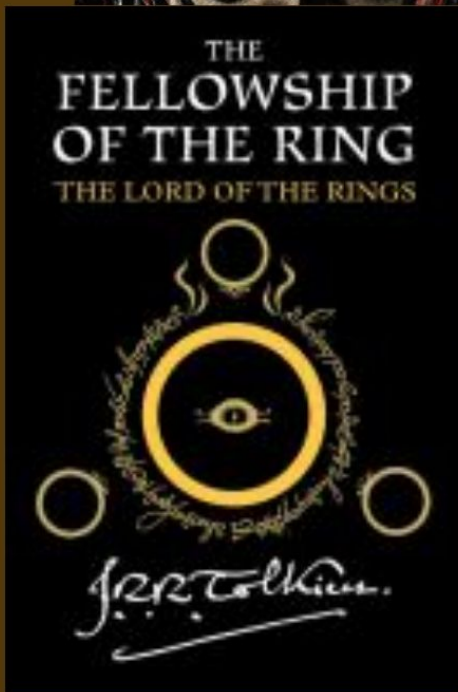


Find a new artist that utilizes a MAP metaphor in song lyrics, or work of art.

Take a photo with a map at a park, walking trail, bike path, in a museum, mall, or near public transportation.

CARTOGRAPHER CHALLENGE

Welcome to our Cartographer Challenge! The goal for this challenge is to complete at least three of the circles above over the course of the summer. Bring back your crossed-off card to enter to win prizes!

GLOBAL HISTORY BOOK RECS



Read a
book about
SURVIVAL.

Create a
video
“SURVIVAL
guide to ...”

Watch a film
based on a
book about
SURVIVAL.

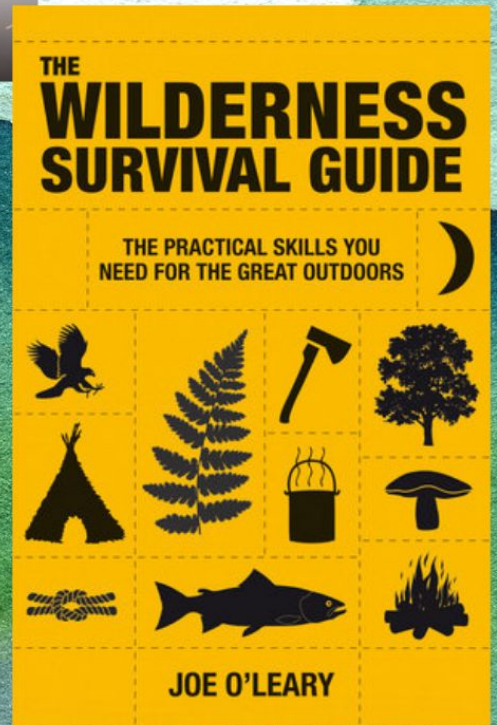

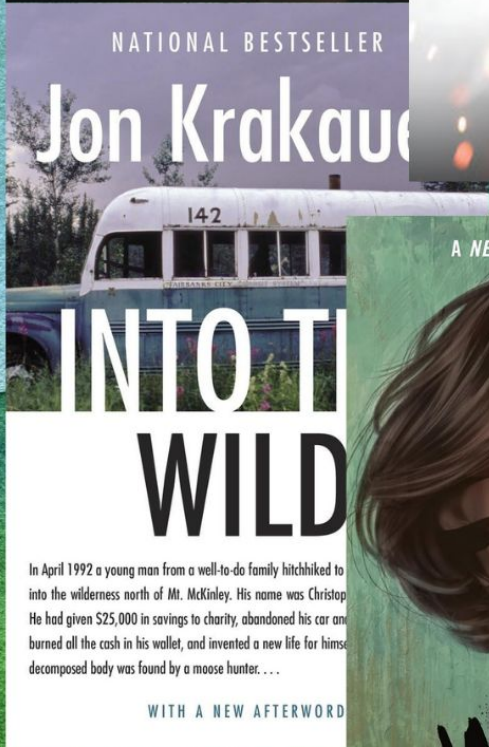

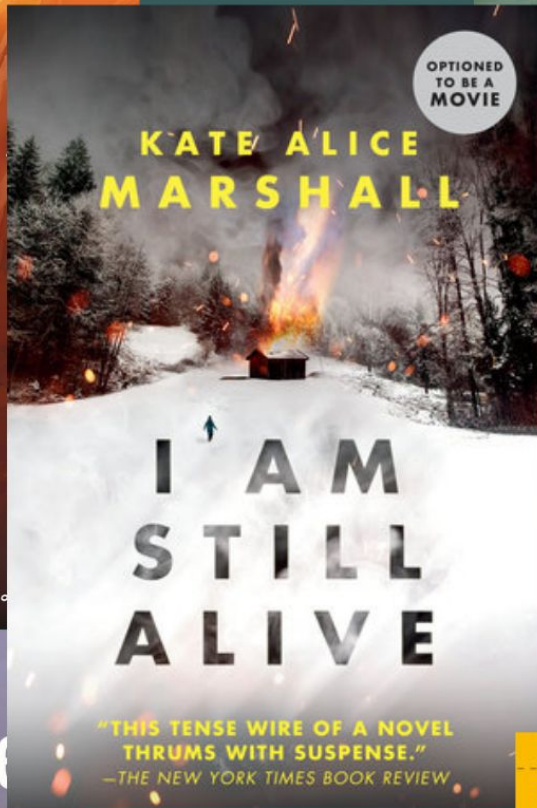
Visit a location
that requires
SURVIVAL skills
& take a pic.

Listen to a
podcast, radio
show, or TedTalk
featuring a
survival series or
story.

Discover an artist
that utilizes
SURVIVAL as a
theme in an,
album title, song
lyric, or work of
art.

SURVIVAL CHALLENGE

Welcome to our Survival Challenge! The goal for this challenge is to complete at least three of the circles above over the course of the summer. Bring back your crossed-off card to enter to win prizes!



SURVIVAL BOOK RECS



Read a book that features a MONSTER.

Take photos or make a collage & create your own MONSTER.

Read a book/watch a film featuring a literal or figurative MONSTER.

Listen to a podcast or radio show that features a MONSTER story or series.


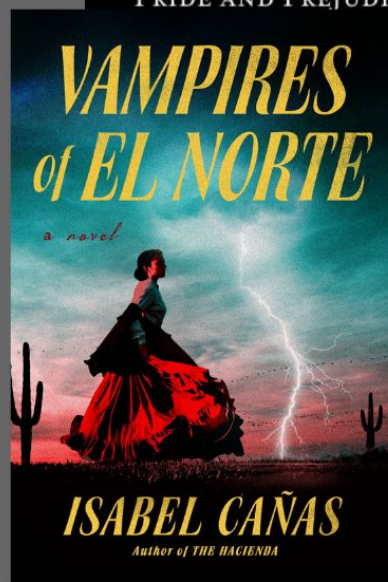

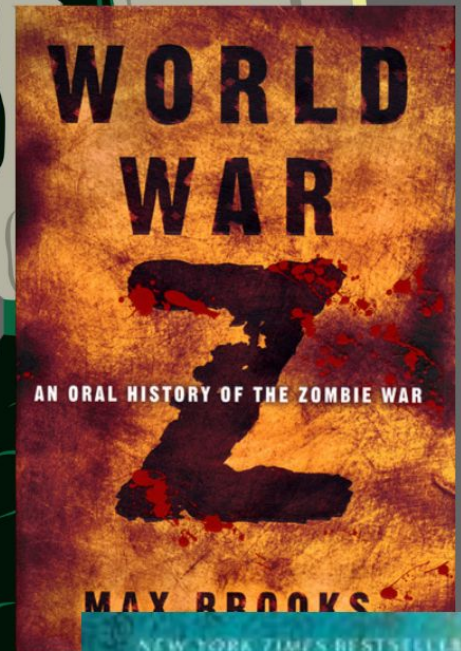


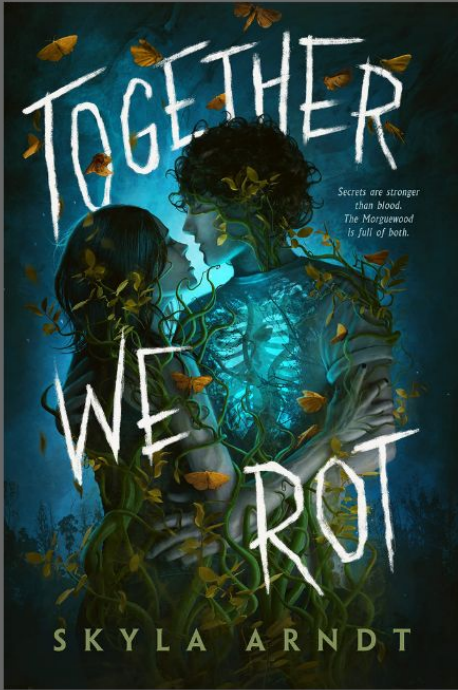
Make a video in a place where you feel a MONSTER could or does exist.

Find an artist who uses a MONSTER allusion, metaphor, or theme in an album title, song lyric, or work of art.

MONSTER CHALLENGE

Welcome to our Monster Challenge! The goal for this challenge is to complete at least three of the circles above over the course of the summer. Bring back your crossed-off card to enter to win prizes!

MONSTER BOOK RECS



An illustration of two people hugging from behind. The person on the left has long brown hair and is wearing a light blue long-sleeved shirt. The person on the right has blonde hair and is wearing a pink top. There are three small black hearts floating above the blonde person's head. The background is a dark blue-grey color.

Read a book
about
friendship.

Create a video
with a BFF
showing what
true friendship is.

Read a
book/watch a
film focusing on
themes around
friendship.

Listen to a
podcast, radio
show, or
TedTalk
focused on
friendship.


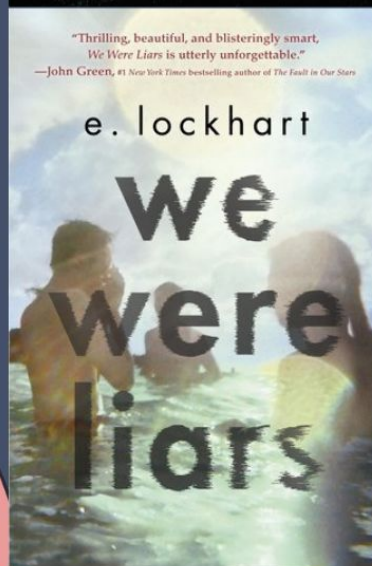
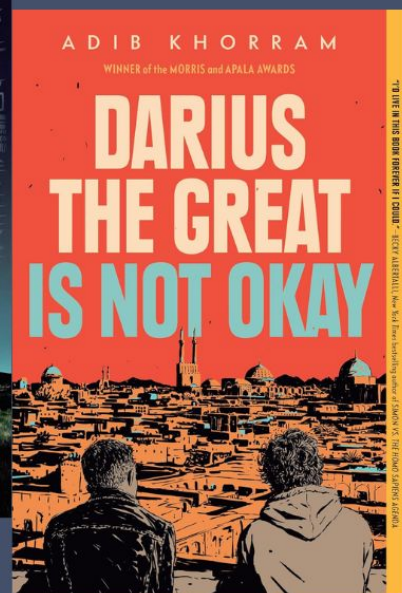

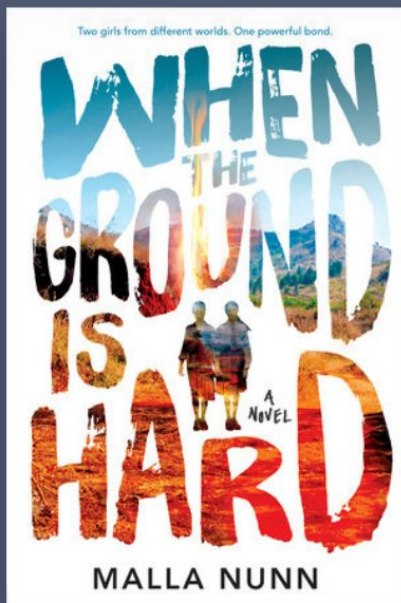
Take a photo
with your BFF
in a place that
is important
to your
friendship.

Find an artist
where a theme
about friendship
can be found in an
album title, song
lyric, or work of
art.

BFF CHALLENGE

Welcome to our BFF Challenge! The goal for this challenge is to complete at least three of the circles above over the course of the summer. Bring back your crossed-off card to enter to win prizes!

BFF CHALLENGE



Read a book where MAGIC plays an important role.

Watch a YouTube magic trick tutorial, & make a video of your new skill!

Read a book/watch a film that contains a system of MAGIC.

Listen to a podcast, radio show, or TedTalk that features MAGIC as a topic or in a story.






Take a photo with something that could be connected to MAGIC.

Find an artist who uses MAGIC as a metaphor, or theme in a song title, album title, lyric, or work of art.

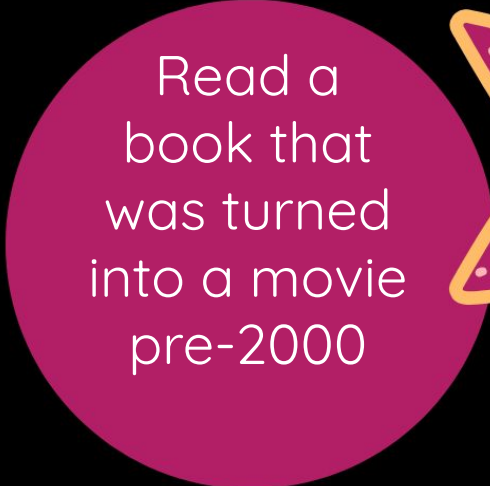
MAGIC CHALLENGE

Welcome to our Magic Challenge! The goal for this challenge is to complete at least three of the circles above over the course of the summer. Bring back your crossed-off card to enter to win prizes!






MAGIC CHALLENGE




Read a book that was turned into a movie pre-2000



Try a new food or drink based on a movie franchise




Read a book that was turned into a movie post-2000



See a new movie based on a book you have read in the past




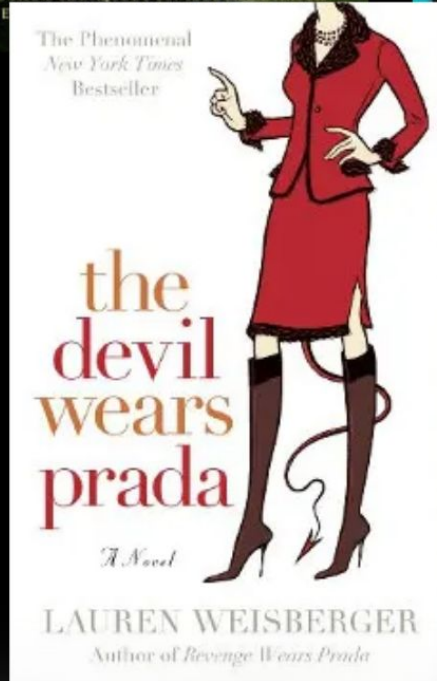
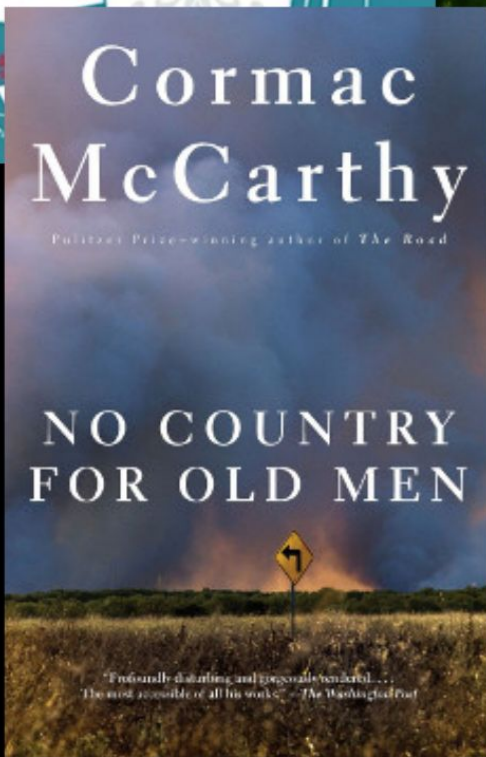
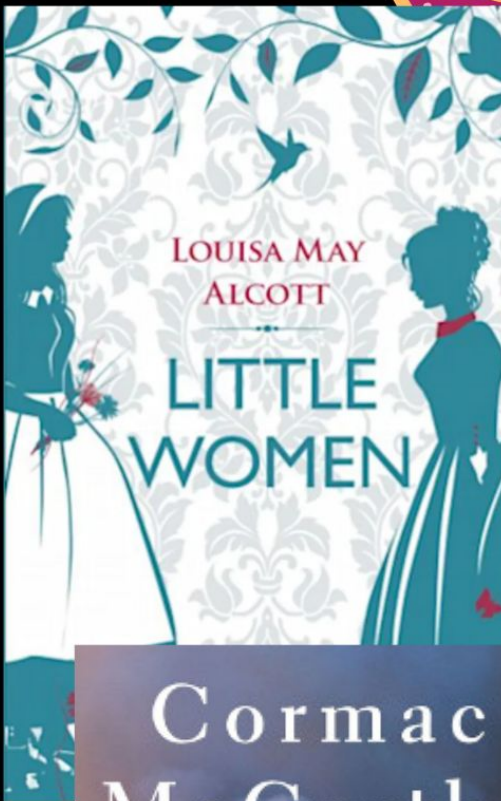
Recreate a movie poster starring you and your friends



Discover a new artist that utilizes a movie allusion in a song title, album title lyric, or work of art.


HOLLYWOOD CHALLENGE

Welcome to our Hollywood Challenge! The goal for this challenge is to complete at least three of the circles above over the course of the summer. Bring back your crossed-off card to enter to win prizes!



BEST-SELLING BOOKS THAT INSPIRED MOVIES

Read a book with a CELEBRITY on the cover



Try a new food or drink recommended by a celebrity

Read a book/watch a film about the life of a celebrity that interests you

Visit a meaningful location for a celebrity you admire (birthplace, concert venue, etc)



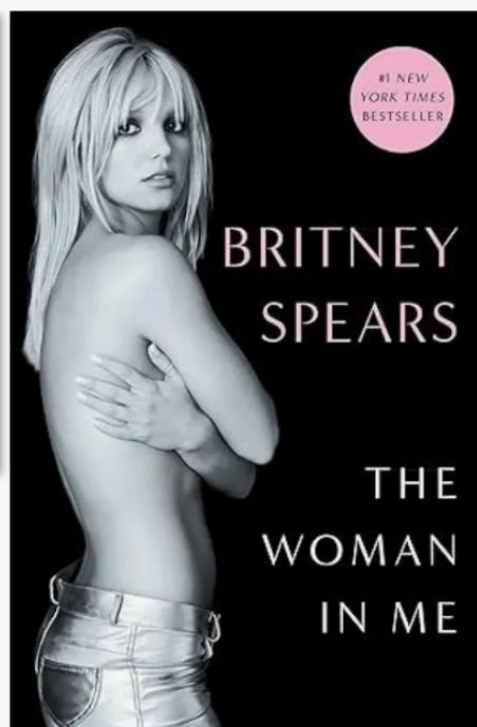



Listen to a podcast hosted by a celebrity about an interesting topic

Discover a new artist that is from a different generation than your own and listen to an album / watch their movie


POP STAR CHALLENGE


Welcome to our Pop Star Challenge! The goal for this challenge is to complete at least three of the circles above over the course of the summer. Bring back your crossed-off card to enter to win prizes!

CELEB MEMOIR BOOK RECS



MORE REVIEWS
& RECS





Read a book where a SPORT plays an important role.

Watch Kobe Bryant's "Dear Basketball" on YouTube, & create your own video love letter to your favorite sport.

Read a book/watch a film about a sport, sports team, or athlete.

Listen to an episode of "It's Only a Game" on National Public Radio.

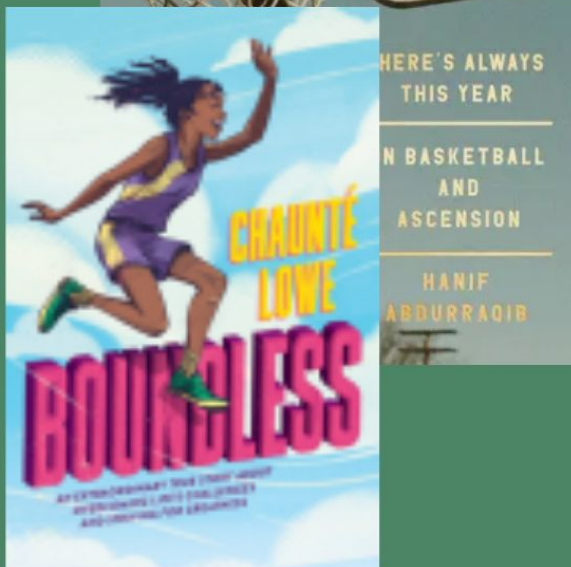
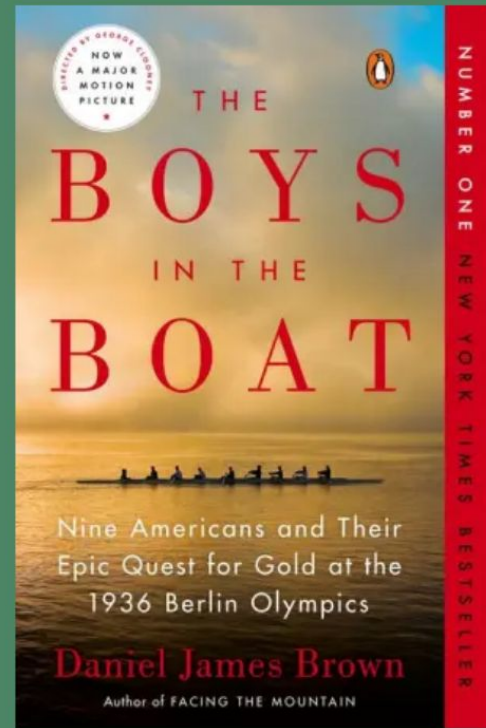

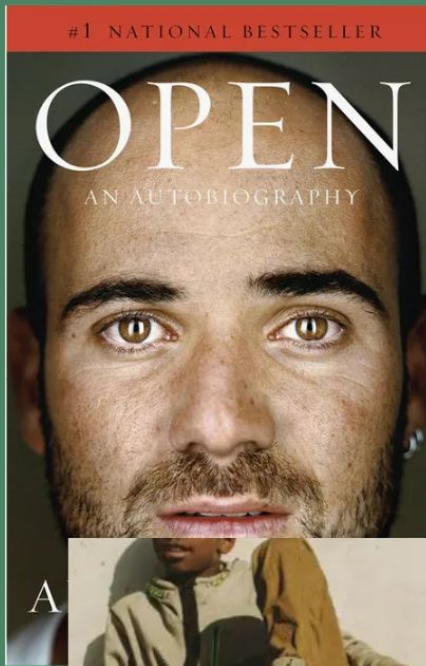
Take a photo series with or at something that connects to SPORTS.


Discover an artist who uses a SPORTS allusion, metaphor, or theme in an album title, song lyric, or work of art.

SPORTS CHALLENGE

Welcome to our Sports Challenge! The goal for this challenge is to complete at least three of the circles above over the course of the summer. Bring back your crossed-off card to enter to win prizes!

SPORTS BOOK RECS





Read a book where a DREAMS play an important role.

Create a vision board of your DREAMS.

Read a book/watch a film with DREAM in the title.




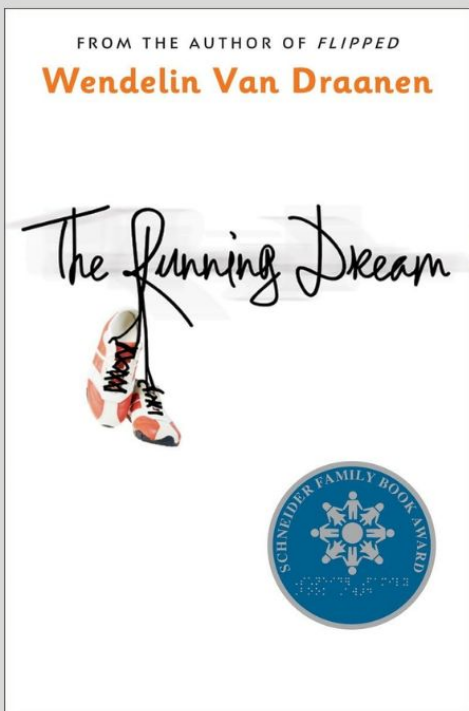
Listen to a podcast, radio show, or TedTalk where DREAMS is the topic.

Take a photo with or at something that connects to DREAMS.


Discover an artist who uses a DREAMS allusion, metaphor, or theme in an album title, song lyric, or work of art.

DREAMS CHALLENGE

Welcome to our Dreams Challenge! The goal for this challenge is to complete at least three of the circles above over the course of the summer. Bring back your crossed-off card to enter to win prizes!



DREAMS CHALLENGE

A stylized illustration of a city street scene. In the background, there are several multi-story buildings in shades of orange, red, and tan. One building has a prominent fire escape. In the foreground, a cyclist is riding a red bicycle with a basket, and a yellow taxi is driving. There are also other cars and trash bins on the street. The overall style is flat and modern.

Read a book with an intriguing photograph on the cover

Try a new food or drink with the word DRAGON

Read a book/watch a film in the genre of REALISTIC FICTION


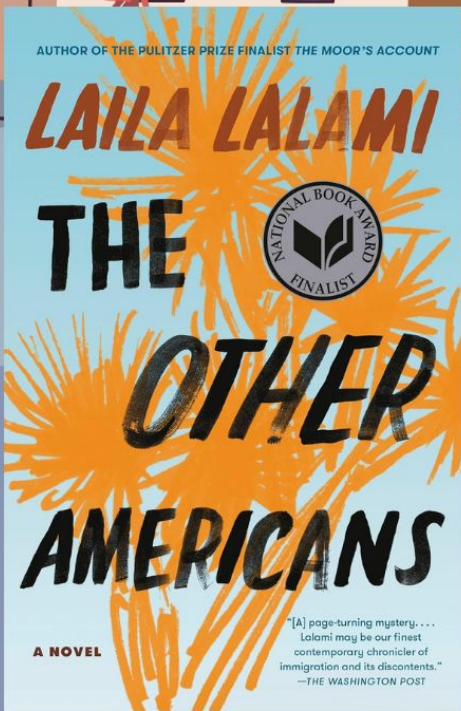


Visit a location that inspired a book or TV series that was based on true events

Visit a museum exhibit about a real life story that interests you

Discover a new musician who shares their real life struggles in an authentic way through their music or storytelling.

#IRL CHALLENGE

Welcome to our #IRL Challenge! The goal for this challenge is to complete at least three of the circles above over the course of the summer. Bring back your crossed-off card to enter to win prizes!



REALISTIC FICTION RECS



Read a book that's been a popular feature on BookTok

Try a new food or drink that you learned how to make on TikTok

Read a book/watch a film based on a popular BookTok book



♥ LIKE




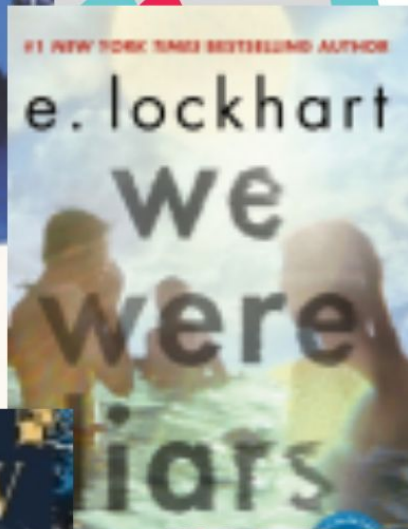
Visit a place in your city that's been hyped up on TikTok and see for yourself

Write or record your own book review and share on social or on Goodreads

Discover a new artist on Tiktok and listen to new music from them


TIKTOK CHALLENGE

Welcome to our TikTok Challenge! The goal for this challenge is to complete at least three of the circles above over the course of the summer. Bring back your crossed-off card to enter to win prizes!



BOOKTOK BOOKS

Read a book with a RED cover.



Try a new food or drink that features something RED.

Read a book/watch a film something RED in the title.



Visit a location named after or representative of the color RED.




Take a photo with something RED that you find out in the world.


Discover a new artist that utilizes a RED reference in a song title, album title lyric, or work of art.

RED CHALLENGE

Welcome to our Red Challenge! The goal for this challenge is to complete at least three of the circles above over the course of the summer. Bring back your crossed-off card to enter to win prizes!

RED BOOK RECS





Read a book with an ORANGE cover.

Try a new food or drink that features something ORANGE.

Read a book/watch a film something ORANGE in the title.

Visit a location named after or representative of the color ORANGE.

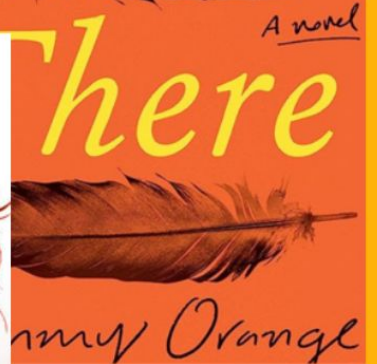
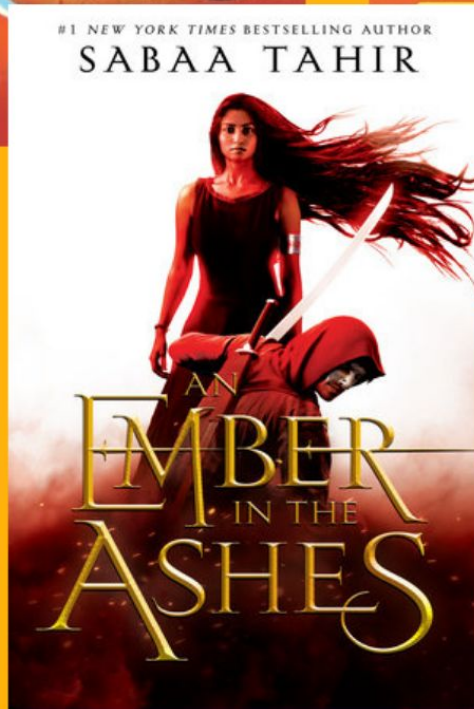

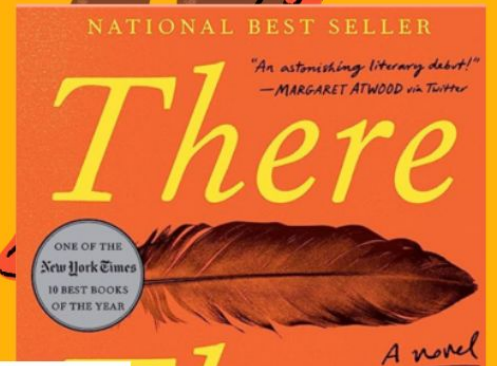

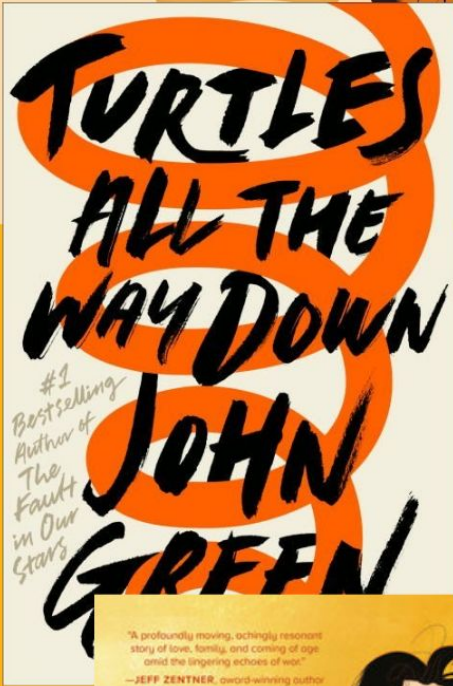
Take a photo with something ORANGE that you find out in the world.


Discover a new artist that utilizes an ORANGE reference in a song title, album title lyric, or work of art.

ORANGE CHALLENGE

Welcome to our Orange Challenge! The goal for this challenge is to complete at least three of the circles above over the course of the summer. Bring back your crossed-off card to enter to win prizes!

ORANGE BOOK RECS





Read a book with a YELLOW cover.

Try a new food or drink that features something YELLOW.

Read a book/watch a film something YELLOW in the title.

Visit a location named after or representative of the color YELLOW.


Take a photo with something YELLOW that you find out in the world.

Discover a new artist that utilizes a YELLOW reference in a song title, album title lyric, or work of art.

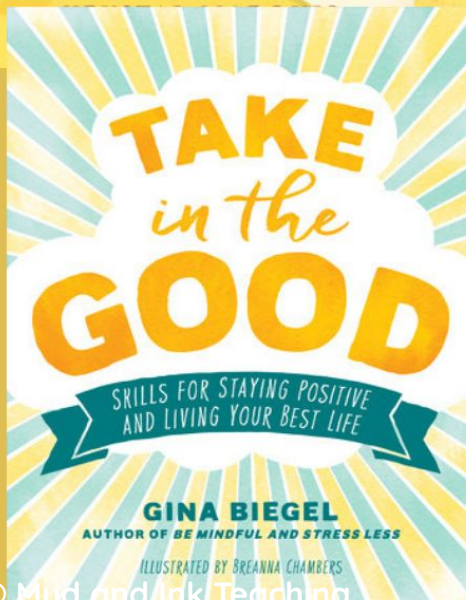

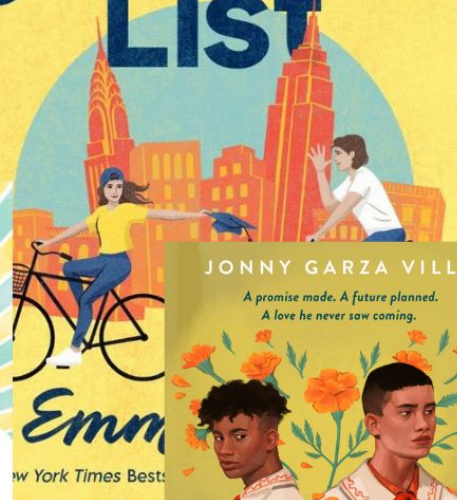
YELLOW CHALLENGE

Welcome to our Yellow Challenge! The goal for this challenge is to complete at least three of the circles above over the course of the summer. Bring back your crossed-off card to enter to win prizes!

YELLOW BOOK RECS



The Getaway List



A whimsical illustration of a fairy with large, white, veined wings and a green dress, flying in a forest. A vibrant green and blue striped chameleon is perched on a branch to the right. The background is a dark teal with glowing golden particles and various green leaves, including a large monstera leaf.

Read a book with a GREEN cover.

Try a new food or drink that features something GREEN.

Read a book/watch a film something GREEN in the title.

Visit a location named after or representative of the color GREEN.

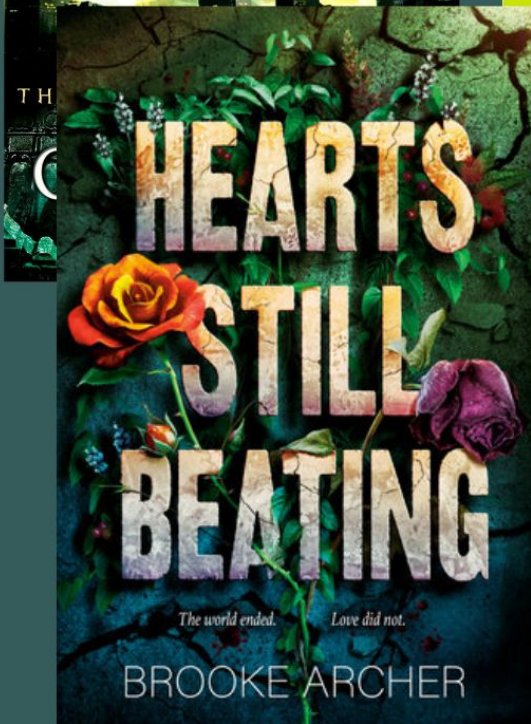
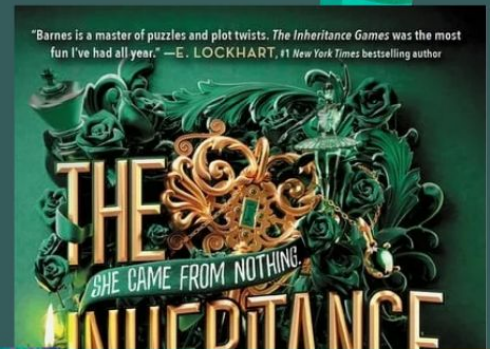


Take a photo with something GREEN that you find out in the world.

Discover a new artist that utilizes a GREEN reference in a song title, album title lyric, or work of art.

GREEN CHALLENGE

Welcome to our Green Challenge! The goal for this challenge is to complete at least three of the circles above over the course of the summer. Bring back your crossed-off card to enter to win prizes!

GREEN BOOK RECS





Read a book with a BLUE cover.

Try a new food or drink that features something BLUE.

Read a book/watch a film something BLUE in the title.



Visit a location named after or representative of the color BLUE.




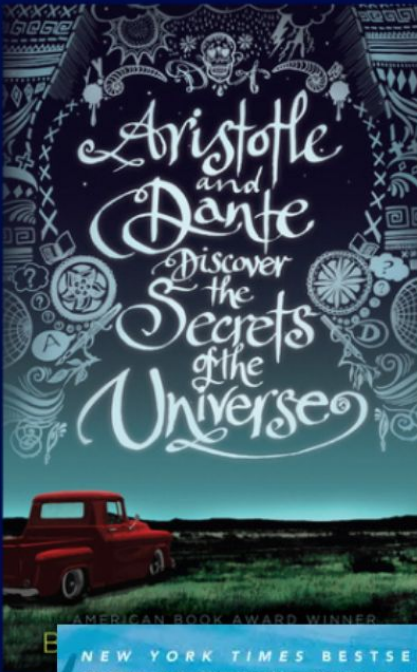
Take a photo with something BLUE that you find out in the world.

Discover a new artist that utilizes a BLUE reference in a song title, album title lyric, or work of art.

BLUE CHALLENGE

Welcome to our Blue Challenge! The goal for this challenge is to complete at least three of the circles above over the course of the summer. Bring back your crossed-off card to enter to win prizes!

BLUE BOOK RECS



Read a
book with a
PURPLE
cover



Try a new
food or drink
that features
something
PURPLE

Read a
book/watch
a film
something
PURPLE in
the title

Visit a location
named after or
representative
of the color
PURPLE..


Take a photo
with
something
PURPLE that
you find out in
the world.

Discover a new
artist that utilizes
a PURPLE
reference in a
song title, album
title lyric, or work
of art.

PURPLE CHALLENGE

Welcome to our Purple Challenge! The goal for this challenge is to complete at least three of the circles above over the course of the summer. Bring back your crossed-off card to enter to win prizes!

PURPLE BOOK RECS



Choice of Tasks to show
you completed the
challenge- Only ONE
needs to be done

SUMMER Reading

Socratic Seminar



The Task:

After completing your summer reading assignment, you may participate in a socratic seminar. This is a one class period long discussion addressing several pre-assigned questions as well as the organic questions that come from the group while you're having your conversation.

Questions to prepare for:

1. Which character/person in your reading did you connect with the most? Why?
2. Describe the climax of the reading: how did the story drastically change after that point?
3. What is the thematic statement of the reading? How is that theme revealed from start to finish?
4. Describe the main character/person from the reading. How does he or she evolve as the reading progressed from start to finish?
5. What does the reading suggest about human nature?
6. What is the major conflict in the reading? What struggles do the characters/people face and how do they face these struggles?
7. What decisions are made in the reading that you agree with? Which decisions did you disagree with? Why?
8. If you could rewrite this reading, what would you change? Why?

Be sure to incorporate textual evidence into each of your answers and share thoughtful responses. Also, be flexible and willing to respond to and ask questions of your peers - this is a discussion, not a circle of students reading their answers from a worksheet out loud.

To-Do List:

- Finish reading
- Choose at least three questions to prepare for
- Return to your reading and highlight the best pieces of evidence to support your questions.
- OTHER:

Don't Forget:

Participating frequently and thoughtfully is key in a socratic seminar. You only have the time allotted to showcase everything you know about your summer reading book!



SUMMER Reading

One-Pager



The Task:

After completing your summer reading assignment, you may create a one-pager. This is a detailed one page artistic representation of the major themes and ideas of the reading. If you've never seen one before, feel free to Google "one-pager" and you'll see lots of examples!

Directions for creating your one-pager:

1. Start with a blank piece of paper.
2. Collect coloring supplies and/or your computer for inspiration for images.
3. Use the following prompt to inspire the design of your page: what is the central theme of the text and how do the characters, plot, and setting reveal and shape this theme?
4. Design a one page collage that answers your question using the following:
 - a. A thematic statement that represents the reading
 - b. Text (quotes from the reading, individual words, etc.)
 - c. Images (symbols, characters, setting elements, etc.)
 - d. Color (think about mood and tone)

Be sure to incorporate textual evidence into your one-pager - this is a critical component! Also, remember that the design and thoughtfulness behind each of the elements you include is important. Show the layers of understanding that you gained from reading, not just the surface level observations that anyone could make from simply skimming.

To-Do List:

- Finish reading
- Sketch out a design for the one-pager
- Return to your reading and highlight the best pieces of evidence to support your questions.
- Put finishing touches on the one pager: outline in black, fill in with color, etc.
- OTHER:

Don't Forget:

- Take your time making your project look professional.
- Neatness and creativity count!



SUMMER Reading

Gallery Walk



The Task:

After completing your summer reading assignment, you may create a physical project to present in a gallery walk. This project will address the major ideas and themes in the reading.

Directions for creating your media product:

1. Consider your possible mediums for your project. You'll need to physically make something, so think about the supplies you have on hand or at our Maker Space.
2. Use the following prompt to inspire the design of your presentation: what is the central theme of the text and how do the characters, plot, and setting reveal and shape this theme?
3. Design your presentation so that it answers your prompt using the following:
 - a. A thematic statement that represents the reading
 - b. Text (quotes from the reading, individual words, etc.)
 - c. Images (symbols, characters, setting elements, etc.)
 - d. Color (think about mood and tone)
4. Start creating! What about making a...
 - a. Diorama?
 - b. Mixed media collage?
 - c. "Mix-tape" soundtrack?
 - d. Baked and decorated cake?

Be sure to incorporate textual evidence into your project - this is a critical component! Also, remember that the design and thoughtfulness behind each of the elements you include is important. Show the layers of understanding that you gained from reading, not just the surface level observations that anyone could make from simply skimming.

To-Do List:

- Finish reading
- Decide on your project idea - what aligns with both your talents and access to supplies?
- Return to your reading and highlight the best pieces of evidence to support your questions.
- Create your project and prepare to share it with your classmates
- OTHER:

Don't Forget:

This project is all about you showcasing both your READING and your TALENTS! Choose a medium that is fun for you to work with, then, let it showcase what you've learned in the reading.



SUMMER Reading

Screen Cast



The Task:

After completing your summer reading assignment, you may create a slide presentation accompanied by a screencast voice over recording. This presentation will address the major ideas and themes in the reading.

Directions for creating your media product:

1. Create a new Google Slide or Powerpoint presentation.
2. Use the following prompt to inspire the design of your presentation: what is the central theme of the text and how do the characters, plot, and setting reveal and shape this theme?
3. Design your presentation so that it answers your prompt using the following:
 - a. A thematic statement that represents the reading
 - b. Text (quotes from the reading, individual words, etc.)
 - c. Images (symbols, characters, setting elements, etc.)
 - d. Color (think about mood and tone)
4. Using the Google Chrome extension SCREENCASTIFY or SCREENCASTOMATIC, record your voice over the slide show to create a video showcasing your work!

Be sure to incorporate textual evidence into your presentation - this is a critical component! Also, remember that the design and thoughtfulness behind each of the elements you include is important. Show the layers of understanding that you gained from reading, not just the surface level observations that anyone could make from simply skimming.

To-Do List:

- Finish reading
- Layout your ideas for your presentation
- Return to your reading and highlight the best pieces of evidence to support your questions.
- Put finishing touches on your presentation.
- Download Screencast extension and record presentation
- OTHER:

Don't Forget:

- When recording your screencast, speak slowly and clearly. You'll want to speak about your presentation, not just read the text that you've included. Engage your audience!



SUMMER Reading

Digital Media



The Task:

After completing your summer reading assignment, you may create a digital media product. You will create something digital that addresses the major ideas and themes in the reading.

Directions for creating your media product:

1. Choose a digital media platform that you feel comfortable using. Think about these options:
 - a. Adobe Spark Pages
 - b. Adobe Spark Video
 - c. WeVideo
 - d. MySimple Show
 - e. Google Sites
2. Use the following prompt to inspire the design of your media: what is the central theme of the text and how do the characters, plot, and setting reveal and shape this theme?
3. Design your digital media so that it answers your prompt using the following:
 - a. A thematic statement that represents the reading
 - b. Text (quotes from the reading, individual words, etc.)
 - c. Images (symbols, characters, setting elements, etc.)
 - d. Color (think about mood and tone)

Be sure to incorporate textual evidence into your digital media - this is a critical component! Also, remember that the design and thoughtfulness behind each of the elements you include is important. Show the layers of understanding that you gained from reading, not just the surface level observations that anyone could make from simply skimming.

To-Do List:

- Finish reading
- Decide on your digital media platform of choice
- Return to your reading and highlight the best pieces of evidence to support your questions.
- Put finishing touches on the one pager: outline in black, fill in with color, etc.
- OTHER:

Don't Forget:

Choose the media platform that you feel the most comfortable using. The most important part of the project is showcasing theme, so don't get stuck on tech that you don't understand!



Summer Reading

assessment rubric



Name: _____ Project Type: _____

	A	B	C	D	F
Use of textual evidence	Evidence is accurately and thoughtfully incorporated; reveals understanding of the text	Evidence is accurately incorporated; reveals some understanding of the text	Evidence is utilized, but only partially reveals understanding of the text	Evidence is lacking; does not reveal understanding of the text	Absent
Understanding of central theme(s) and bid idea(s)	Product clearly identifies an accurate and thoughtful understanding of the central theme. Details included to help support	Product identifies an accurate and thoughtful understanding of the central theme. Some details included to help support	Product attempts to identify a central theme, but it may be oversimplified or contain inaccuracies. Lacking detail support.	Product struggles to identify a central theme, and contains inaccuracies. Lacking detail support.	Absent
Professional quality of product	SPEAKING: Speaks confidently, professional conduct with other students in presentation PHYSICAL: Product is neat, original, colorful, and professional	SPEAKING: Speaks mostly confidently, polite and respectful of peers PHYSICAL: Product is neat and professional, but lacks the "finished" quality of the "A"	SPEAKING: Speaks casually and occasionally lacks professionalism PHYSICAL: Product is completed, but feels unfinished due to lack of color, detail, etc.	SPEAKING: Speaks reluctantly, disrespects peers or doesn't listen PHYSICAL: Product is incomplete and missing originality and color.	Absent

