



canvas  
BY Houghton Mifflin Harcourt


# Creating a Parent Account for Canvas

Canvas is the district adopted learning management system and parent accounts for Canvas enhance the potential for any parent to quickly engage in their child's education. Parents can review upcoming or past assignments, check on grades, and receive course announcements.

## WEB BROWSER

1. Go to DVUSD's Canvas login page: <https://dvusd.instructure.com>

2. Click "Parent of a Canvas User?" on the login page.



3. Complete the fields with your name, email, and desired password along with the Student Pairing Code.

Parent Signup

Your Name

Your Email

Password

Re-enter Password

Student Pairing Code

I agree to the terms of use and acknowledge the privacy policy.

4. Check the box to agree to the terms of use and acknowledge the privacy policy, then Click "Start Participating".

## MOBILE DEVICE

1. Install the Canvas Parent app.



(Requires iOS 8.0 or later)




(Requires Android 4.2 or later)



2. Click "Find my school".


3. Enter and select "Deer Valley Unified School District" or the URL "dvusd.instructure.com".



4. Click "Create Account".

Note: If you already have a parent or observer account in Canvas you can "Log in with Canvas" using your Canvas credentials.

5. Complete the fields with your name, email, and desired password along with the Student Pairing Code.



6. Check the box to agree to the terms of use and acknowledge the privacy policy, then Click "Start Participating".