



Liberty Common High School School Profile | 2023-2024

CEEB Code: 060607

Mission Statement:

The mission of the School is to provide excellence and fairness in education for schoolchildren through a common foundation by successfully teaching a contextual body of organized knowledge, the skills of learning including the Thinking Framework and the values of a democratic society. The School recognizes the value of inclusiveness, or providing access to a broad cross-section of the community, so that students from all backgrounds can benefit from the School's educational offering. The School acknowledges the leadership of teachers in the classroom and recognizes the responsibility of each student for his/her academic effort.

Contact Info

2745 Minnesota Dr.
Fort Collins, CO 80525

P: (970) 672-5500
F: (970) 672-5499

www.libertycommon.org

LCHS Administration

Robert Robinson
Principal
rrobinson@libertycommon.org

Kathleen Kearney
Assistant Principal
kkearney@libertycommon.org

Christopher Reynolds
Assistant Principal
creynolds@libertycommon.org

College Center

Diane Campbell
Director of College Counseling
dcampbell@libertycommon.org
(970) 672-5520

School Overview:

Liberty Common High School (LCHS) is a tuition-free, public high school, chartered by the Poudre School District in Fort Collins, CO. The school consistently leads Colorado in academic achievement, delivering a college-preparatory, classical liberal-arts curriculum accentuating math, science and engineering in a small-school environment. LCHS graduated its inaugural class in May, 2013.

Distinguished Programs: House System

The LCHS House System is a student-organizational structure designed to manage students through the establishment of vertical divisions to achieve specific academic and student-life objectives. The system supplants the traditional horizontal groupings of school class, age, and grade level by creating smaller integrated communities of students within the school. It provides a framework for student governance allowing greater opportunity for development of meaningful leadership. All grades are divided into five groups called "Houses": Domus Fortitudinis (House of Fortitude), Domus Gratitudeinis (House of Gratitude), Domus Justitiae (House of Justice), Domus Prudentiae (House of Prudence), and Domus Temperantiae (House of Temperance).

Extracurricular Activities

Students participate in a wide variety of clubs and activities, including music, athletics, and academic competitions: Key Club, FBLA, Knowledge Bowl, Science Bowl, Ocean Bowl, Cyber Patriot, Robotics, Junior Classical League, and Grandparents Day.



357 Students
Grades 9-12



Class of 2024
76 Students



Class of 2023
67 Students

72% attending 4-year college

6% attending 2-year college

18% work or gap year

SAT			
Year	Average	EBRW	Math
2023	1267	633	634
2022	1248	623	625

PSAT 10	
Year	Average
2023	1163
2022	1156

May 2023 AP Exam - 114 Students

58 exams received a score of 5
61 exams received a score of 4
56 exams received a score of 3
18 AP Scholars
9 AP Scholars w/ Honor
9 AP Scholars w/ Distinction
Total AP Scholars are = 36
Average Score = 3.76



National Merit Finalists

2023 - 3
2022 - 0

Overview

Scheduling:

LCHS operates a standard schedule based upon an 8-period day, resulting in 5 hours of credit per course, per semester.

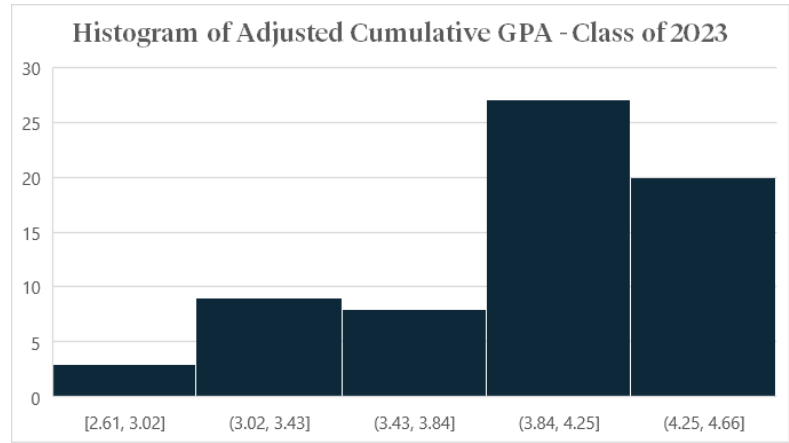
Grade Point Average:

Only courses taken at LCHS count toward a student's GPA. Passing grade is 70%. Valedictorian determined by the weighted GPA.

Cumulative GPA A=4.0, B=3.0, C=2.0, D=1.0, F=0

Class Rank. LCHS does not rank its students.

Weighted GPA. Advanced Placement (AP) and select college-level (CL) courses receive an additional 1.0 points. Honors course (H) receive an additional .5 point. Non-weighted elective courses receive no additional points.



Graduation Requirements

Subject Area	Required Credits
English	45
History	45
Math	40
Science	40
Foreign Language *Must complete Latin 2 and two additional	20
Finance	5
Introduction to Engineering	5
Health/Physical Education	5
Electives	35
Total Credits	240

GPA for the Class of 2023

Through 8 semesters; 67 students

Weighted	Top Decile	GPA Range
	1st Quartile	4.32–4.55
	2nd Quartile	4.11–4.31
	3rd Quartile	3.75–4.10
	4th Quartile	2.61–3.74
Unweighted	Top Decile	GPA
	1st Quartile	3.89–4.0
	2nd Quartile	3.67–3.88
	3rd Quartile	3.27–3.66
	4th Quartile	2.24–3.26

Weighted Grade-Point Scale

Grading Scale	Letter Grade	Simple	Weighted (H)	Weighted (AP/CL)
89.5–100	A+, A, A-	4	4.5	5
79.5–89.4	B+, B, B-	3	3.5	4
69.6–79.4	C+, C, C-	2	2.5	3
59.5–69.4	D+, D, D-	1	1	1
59.4/below	F	0	0	0

LCHS Course Offerings

18 AP Courses, 22 Honors (H), 6 Dual Enrollment/College Level (CL)

English (45 Credits Required)

Western Literature (H), British Literature (H), American Literature (H), Composition II (H), Business and Technical Writing, Comic Literature, World Literature, Basic Speech, Debate, Theatre, Intro to Classical Philosophy, AP Language and Composition, AP Literature and Composition

History (45 Credits Required)

Economics (H), Foundations in Western Civilization (H), World History (H), United States History (H), American Government (H), American Civil War 1861-1865, Vietnam War 1945-1975, **AP United States History**, AP United States Government and Politics, Principles of Liberty: American Political Philosophy, Western Civilization: Renaissance and Reformation, Western Civilization: The Middle Ages, **AP Microeconomics**

Foreign Language (20 credits required)

*2 years Latin + 2 additional

Latin 1, 2, 3, 4, 5, 6, AP Latin; French 1, 2, 3, 4; Spanish 1, 2, 3, 4, AP Spanish

Mathematics (40 Credits Required)

Algebra I (H), Geometry (H), Algebra II & Trigonometry (H), **College Algebra (H)**, College Trigonometry (H), **AP Pre-Calculus**, AP Calculus AB, AP Calculus BC, **Calculus III (CL)**, **AP Statistics (CL)**

Science (40 Credits Required)

Biology (H), Chemistry (H), Physics (H), AP Chemistry, AP Biology, AP Physics C, Conceptual Chemistry and Physics, Astronomy, Anatomy and Physiology, Geology

Computer Science

Computer Technology, Introduction to Programming, Art of Web Design, Computer Security Fundamentals, AP Computer Science

Music

Jazz Band, Liberty Singers, Concert Band, String Orchestra, Introduction to Music Theory, Musical Theatre Production, AP Music Theory

Engineering

Introduction to Engineering, Electrical and Computer Engineering, Electrical and Computer Engineering 2, Bioengineering, Mechanical Engineering, Robotics Engineering, Senior Engineering Design

Art

Studio Art Foundations, Graphic Design Foundations, Intermediate Graphic Design, Drawing Foundations, Intermediate Painting and Drawing, Ceramics Foundations, 3-D Design Foundations, Intermediate 3-D Design and Sculpture, Photography Foundations, Intermediate Photography, AP Art & Design, AP Art History

Physical Education/Health

Health, Physical Education Fitness/Weight Training, Team Sports, Social Dance

Liberty Common High School

Post-Graduation Data | 2018–2022

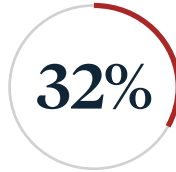


Graduating students attended 4-year universities in the last five years



Attended Public Universities

Of students attending public 4-year universities:
69% attended Colorado universities
31% attended out of state



Attended Private Universities

Of students attending private 4-year universities:
7% attended Colorado universities
93% attended out of state

Of the 18% of students who did not attend a 4-year institution:

- 7% attended a 2-year college
- 1% enlisted in the US Military
- 10% took a gap year or employment



Number of Graduates by Year

Class of 2018 - 75 students
Class of 2019 - 75 students
Class of 2020 - 76 students
Class of 2021 - 75 students
Class of 2022 - 82 students

College Matriculations

Aims Community College
AMDA College of the Performing Arts
Arizona State University—Tempe
Baylor University
Benedictine College
Brigham Young University—Hawaii
Brigham Young University—Idaho
Bryn Mawr College
Carleton College
Casper College
Central Community College
Chapman University
Colorado Christian University
Colorado Mesa University
Colorado School of Mines
Colorado State University Fort Collins
Concordia University—Nebraska
Cornell University
Creighton University
Eastern Wyoming College
Embry-Riddle Aeronautical University—Prescott
Emerson College
Front Range Community College
George Mason University
Grand Canyon University
Harvey Mudd College
Hastings College
Healing Arts Institute Inc
Hope College
IBMC College
Imperial College London
Indiana University—Bloomington

Iowa State University
Lake Forest College
Laramie County Community College
Lawrence University
Liberty University
Macalester College
Massachusetts Institute of Technology
Montana State University
Moody Bible Institute
Neumont College of Computer Science
Northeastern University
Northern Arizona University
Nova Southeastern University
Oklahoma State University
Oral Roberts University
Oregon State University
Ozark Christian College
Pacific Lutheran University
Palm Beach Atlantic University
Pitzer College
Purdue University
Regis University
Saint Joseph's University
San Diego State University
South Dakota School of Mines and Technology
St Olaf College
Texas A&M University
Texas Tech University
The University of Alabama
The University of Montana
The University of Tampa
University of Tennessee—Knoxville
United States Naval Academy

University of Arizona
University of Chicago
University of Colorado Boulder
University of Colorado Colorado Springs
University of Colorado Denver
University of Denver
University of Florida
University of Houston
University of Kentucky
University of Louisiana at Lafayette
University of Miami
University of Minnesota—Twin Cities
University of Nebraska—Lincoln
University of Northern Colorado
University of Notre Dame
University of Oregon
University of Pennsylvania
University of Tulsa
University of Wisconsin—Madison
University of Wyoming
Utah Valley University
Villanova University
Volunteer State Community College
Western Colorado University
Wheaton College
Whitman College
Whitworth University
Yale University
York University

Liberty Common High School Class of 2022



 **55%**

Attended a 4-Year Public University


- 31% Colorado State University
- 9% University of Colorado—Boulder
- 9% University of Arizona
- 7% University of Northern Colorado
- 7% University of Alabama
- 4% Colorado School of Mines
- 4% Indiana University — Bloomington
- 4% University of Tennessee—Knoxville
- 24% Other 4-year public includes:
 - Montana State University
 - Oklahoma State University—Main Campus
 - Oregon State University
 - Purdue University—Main Campus
 - San Diego State University
 - South Dakota School of Mines and Technology
 - Texas Tech University
 - University of Colorado Denver
 - University of Louisiana at Lafayette
 - Utah Valley University
 - Wichita State University

 **27%**

Attended a 4-Year Private University

- Benedictine College
- Brigham Young University - Provo
- Colorado Christian University
- Cornell University
- Creighton University
- Embry-Riddle Aeronautical University—Prescott
- Grand Canyon University
- Harvey Mudd College
- Lake Forest College
- Liberty University
- Northeastern University
- Nova Southeastern University
- Oral Roberts University
- Pacific Lutheran University
- Palm Beach Atlantic University
- University of Miami
- University of Notre Dame
- Villanova University
- Wheaton College
- Whitman College
- York University (International)

 **5%** 5% Attended a 2-Year College

 **13%** Took a Gap Year or Employment

**Class of
2021**

- 47% Attended a Public 4-Year University
- 24% Attended a Private 4-Year University
- 11% Attended a 2-Year College
- 17% Took a Gap Year or Employment
- 1% Joined the United States Military

**Class of
2020**

- 57% Attended a Public 4-Year University
- 26% Attended a Private 4-Year University
- 7% Attended a 2-Year College
- 10% Took a Gap Year or Employment

**Class of
2019**

- 68% Attended a Public 4-Year University
- 23% Attended a Private 4-Year University
- 4% Attended a 2-Year College
- 5% Took a Gap Year or Employment

**Class of
2018**

- 60% Attended a Public 4-Year University
- 23% Attended a Private 4-Year University
- 11% Attended a 2-Year College
- 5% Took a Gap Year or Employment
- 1% Joined the United States Military