

Getting Started with EOL

bit.ly/EOLGETTINGSTARTED22

Provider	Course	
Schools PLP	Academic Biology (Swinsburg)	(Waltman)
	(Love)	(Borremans)
	(Stern)	
Genius: eDynamic	Anatomy & Physiology	Law & Order - Intro to Legal Studies
	Anthropology	Marine Science - Secrets of the Blue
	Astronomy	Mythology & Folklore
	Biotechnology	Network Security Fundamentals 1
	Coding (Middle School)	Nutrition & Wellness
	Consumer Economics: Life Hacks (Health 1 & Culinary Arts 1a)	Operational Cyber Security 1
	Creative Writing	Personal & Family Finance
	Criminology	Personal Fitness
	Exploring Music	Principles of Business, Marketing, and Finance
	Foundations of Game Design 1	Principles of Information Technology 1
	Game Design 2	Professional Communication
	Health Science Foundations	Programming 1
	Health Science Theory	Programming 2
	Human Geography	Reading & Writing With Purpose
	Introduction to Networking 1	Seminar 9 (Workplace & Internship Readiness)
	International Business: Global Commerce in...	
	Genius: Accelerate Ed	AP Courses
Genius: Edison	*****All Others***** *Seminar 10 is called "Personal Finance" in Edison	

EOL Family Guide available at bit.ly/EOLFGUIDE
Student Mass Emails available at bit.ly/EOLLEARNERUPDATES22
Summer School Orientation available at bit.ly/EOLSSORIENTATION

Start here: [Orientation Videos](#)

Accelerate Education (K-6 & AP): [Elementary](#) and [Secondary](#)

[QuickStart Guide](#)

[Edison](#) (core courses)

[eDynamic](#) (electives)

[Schools PLP](#) (pilot)

Logging in to Genius

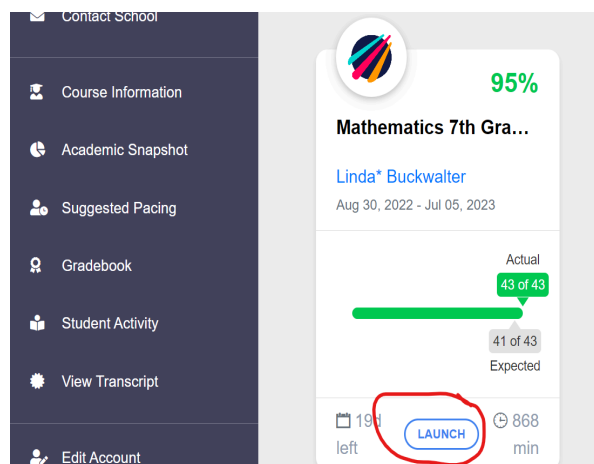
1. Log in to Genius with your school username and password

Edison, eDynamic, Accelerate-Ed: <https://caola.caiu.org/login>

SchoolsPLP: <https://genius.eol.org/PublicWelcome.aspx>



2. In Genius, click on the **LAUNCH** button to go to the course provider



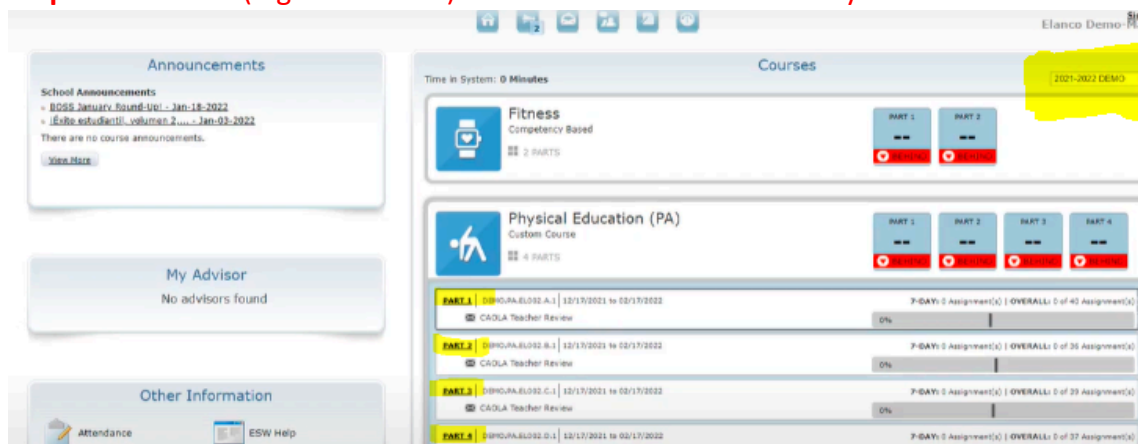
***Grades in Genius:** Genius syncs with providers nightly, so we recommend continuing on to the provider itself (Edison/eDynamic/Accelerate-Ed) for accurate grades.

***Actual vs. Expected Assignments Pacing bar:** Please ignore this bar; auto-filled zeroes currently count as completed assignments in this calculation

***Note about Course Parts:** Most courses are made up of **multiple parts** that will be due at key points in the semester (e.g., mid-quarter, end of Quarter, or end of Semester), so **please start by clicking on the first part and work through the parts in order**. Within the course part itself, please also work through the content in order, instead of skipping around.

Edison Activities, Due Dates, and Grades ([full tutorial](#)):

- Click on the **course name**, then the **course part**. If you can't see your courses, check the **term drop-down menu** (e.g. 2022-2023) to make sure it is the current year.



- Use the **course map/globe icon** (on the left side) to navigate to old lessons, if needed



- If you don't reach mastery (80%) on your first attempt of a lesson assessment, Edison will prompt you to use your remaining attempts before you move on to the next lesson.

To view **assignment due dates and grades**, click on the **overall grade** (blue square) for that course part on the main Edison page. Please ignore the pacing description (**ON PACE/BEHIND/AHEAD**); auto-filled zeros for missing assignments are currently coded as completed assignments in this banner.



- If you click on a percentage, you can see **individual question feedback**. Overall assessment feedback, if applicable, would appear as a separate link in the **feedback column**.
- In the Percentage column, **E=excused, O=override**
- Assignments that are **missing and past due** will show up as **0%** with **"Attempts 1 of _"**. If you click on the 0% and see a pop-up says **"There are no viewable attempts,"** you can confirm that it was an auto-filled zero, not an actual attempt completed by the student. Learners can still use the [course map/globe icon](#) to navigate back to make up those older assignments.
- An **exclamation point** means that there is an open-ended assignment submitted that needs to be graded by the teacher

Suggested Dates for Edison Credit Recovery Courses: Click on the **overall grade** (blue square) for that course part on the main Edison page, then click on **"Study Planner"** in the top left-hand corner for your personalized due dates.



eDynamic/Accelerate Ed Activities, Due Dates, and Grades (full tutorial):


- Click the **activities** icon for the course content 
- Click the **gradebook** icon for **Due Dates and Grades** 
 - Click on [**Syllabus Order**] on the far right

eDynamic/Accelerate Ed Activities, Due Dates, and Grades (full tutorial):

- Click the **activities** icon for the course content 
- Click the **gradebook** icon for **Due Dates and Grades** 
 - Click on [**Syllabus Order**] on the far right

Helpful Reminders

- The [EOL Handbook](#) has a comprehensive list of policies and relevant information
- Remember to take [SmarterMeasure](#) to help us know how to support you better.
- Check your email every day! You can use the [Outlook app](#) on your phone, if desired.
- If using Google Docs, remember to [share access](#) with your teachers. You can save time by saving all your docs in a shared folder, so you only have to give access to the whole folder once.
- [Teacher contact information](#): this site also has teacher contact information and "office hours" when your teachers are in the library to answer questions.
- **Tutoring:** [Crossnet](#) (Mondays after school in the G.S. library; ask counselor to sign up) or [NHS](#)
- Edison has a [help page](#), a number to schedule tutoring (1-855-534-3996) and [a tutoring directory](#) (leave a voicemail with dates/times and someone will call you back within 1 business day).
- **Accessibility**
 - Check out the **Edison accessibility widget** (blue circle with stick figure) → 
 - **eDynamic** has a **podcast** at the end of every unit where you can download the mp3 and listen to the entire unit. Edison had an **icon** for text-to-speech: 
 - **Closed Captions** in Chrome: 3 Dots in top right>Settings>Accessibility>Turn on Live Caption
 - **Speech-to-text:** Visit [docs.new](#), then **Tools**>voice typing (Control+Shift+S)>allow microphone

- **General Tech Troubleshooting:**
 - 1) Can't log in? Try typing this directly into your browser: caola.caiu.org/login
 - 2) **Update Chrome** (three dots in top right corner>Settings>About Chrome>check for updates near top middle of screen)
 - 3) **Clear Cache** (ctrl+shift+backspace. Time range=all time) and **restart computer**.
 - 4) Email Mr. [Fulmer](#) or [Swinsburg](#) with a tech issue, please give details/[screenshots](#)
 - 5) [In-Person Tech Helpdesk](#) or at-home tech hotline M-F 7:30am-4pm: **717-354-1599**
- **Specific Tech issues and Chromebook Troubleshooting**
 - **Inactive reading guide links:** Find tools at the top of the page and click **download**.  The link on the pdf should be active.
 - Opening an **RTF file:** **Right click** the downloaded file and click **manage in drive**.
 - **Video not appearing?** Try general steps 2-3 above. Then try a phone or personal device not connected to the school network. **Vimeo videos** are blocked on the school network :(

Parent/Guardian Access

- **Powerschool** grades will be updated on **Tuesdays**, and we send out **weekly automated emails/texts** to keep parents in the loop about grades, but for more detailed information, read on!
- **Parent Access to Powerschool:** Describes how to [create an account](#) and [update student information](#)
- **Parent Access to Genius**(Edison, eDynamic, or Accelerate-Ed): you probably received an email with directions to create a parent account. You may need to search your spam folder for "CAIU" or "CAOLA." If you can't find it, please email william_swinsburg@elanco.org (grades 7-9) or zachary_fulmer@elanco.org (grades 10-12). You can view grades with [these directions](#).