

## **MEETING NOTICE**

Notice is hereby given that on the 20th day of March 2023 the Citizens' Oversight Committee for the 2021 Capital Improvement Program (CIP). This meeting will begin at 6:00 P.M. at the Professional Development Center located at 3150 mccart Ave, Fort Worth, TX 76110. The subjects to be discussed are listed on the agenda that is made a part of this notice. Items do not have to be taken in the order shown on this meeting notice.

## **AGENDA**

### **Citizens' Oversight Committee**

3150 McCart Ave. Fort Worth, TX 76110  
Second Floor, Room 256

1. Call to order – Libby Willis
2. Approve COC Guidelines – Libby Willis
3. Q&A –Pre-Development of 2021 Program - Procedeo
4. Internal Audit Report – Loretta Salvatore / DeAnna Debenport
5. Progress Update – Procedeo
  - Projects & Locations
  - Program Status Update
  - Schedule Update
  - Budget Update
  - HUB Update
6. Future Meeting Dates – Libby Willis
7. Adjourn – Libby Willis

# SIGN-IN -Sheet

**MEETING:** 2021 COC Meeting

**DATE/TIME:** March 20, 2023 6:00 PM

**LOCATION:** PDC Building  
3150 McCart Ave Rm 256

NO	NAME	SIGNATURE
1	Brian Johnson	Brian Johnson
2	Michelle Guerra	Michelle Guerra
3	Loretta Salvatore	Loretta Salvatore
4	DeAnna DeBartolo	DeAnna DeBartolo
5	Morisol Gómez	Morisol Gómez
6	Tara Greiner	Tara Greiner
7	Carmen Arrieta Candelaria	Carmen Arrieta Candelaria
8	Danielle Burchett	Danielle Burchett
9	ERIC BARDEN	Eric Barden
10	Madeleine Sava	Madeleine Sava
11	Barry Brock	Barry Brock
13	Ana Perez	Ana Perez
14	Tobi Jackson	
15		












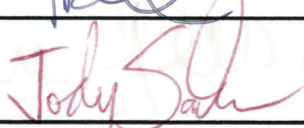



# SIGN-IN

-Sheet

**MEETING:** 2021 COC Meeting

**DATE/TIME:** March 20, 2023 6:00 PM

**LOCATION:** PDC Building  
3150 McCart Ave Rm 256

NO	NAME	SIGNATURE
1	Isaac Manning	
1	John Pergande	
2	James Petty	
2	Glenn S. Forbes	
3	Larry Braziel	
3	Joshua Rivers	
4	Drayone Jones	
4	Stacy Marshall	
5	Kevin Lynch	
5	Gary Gray	
6	Felicia Bell	
6	Jody Sanders	
7	Amanda Christman	
7	Jason Ward	
8	Nelcy Cardenas	

# SIGN-IN

-Sheet

**MEETING:** 2021 COC Meeting

**DATE/TIME:** March 20, 2023 6:00 PM

**LOCATION:** PDC Building  
3150 McCart Ave Rm 256

NO	NAME	SIGNATURE
8	Scott Wood	
9	Miguel Martinez	
9	Libby Willis	Libby Willis
Superintd. Recomm.	Steven Poole	Steven R Poole
Superintd. Recomm.	Ken Kuhl	Ken Kuhl
1		
2		
3		
4		
5		
6		
7		July S. Smith
8		
9		



---

<b>Project Bond</b>	<b>2021 Capital Improvement Program</b>	
<b>Subject</b>	2021 Bond COC Meeting	
<b>Date/Time</b>	Monday, March 20, 2023	<b>Time</b> 6:00 PM
<b>Location</b>	PDC Conf. 256	
<b>Facilitator</b>	CIP/Procedeo	
<b>Prepared by</b>	CIP/Procedeo	
<b>Attendees</b>	District 1	Brian Johnson
	Isaac Manning	Michelle Guerra
	District 2	Loretta Salvatore
	Glenn Forbes	DeAnna Debenport
	James Petty	Marisol Gomez
	District 3	Tara Grenier
	Joshua Rivers	Carmen Arrieta-Candelaria
	Larry Braziel	Danielle Burchett
	District 4	Eric Bowden
	Stacy Marshall	Madeleine Sara
	District 5	Barry Brock
	Kevin Lynch	Ana Perez
	District 6	Tobi Jackson
	Felicia Bell	
	District 7	
	District 8	
	Nelcy Cardenas	
	District 9	
	Libby Willis	
	Superintendent Appointee	
	Steven Poole	
	Ken Kuhl	

---

## Agenda

1. Call to order – Libby Willis
2. Approve COC Guidelines – Libby Willis
3. Q&A –Pre-Development of 2021 Program - Procedeo
4. Internal Audit Report – Loretta Salvatore / DeAnna Debenport
5. Progress Update – Procedeo
  - Projects & Locations
  - Program Status Update
  - Schedule Update
  - Budget Update
  - HUB Update
6. Future Meeting Dates – Libby Willis
7. Adjourn – Libby Willis

## MEETING MINUTES

ITEM #	COMMENTS/ACTION ITEMS	RESPONSIBLE PARTY	TARGET DUE DATE
<b>Approvals</b>	a. Approve COC Guidelines		
<b>Q&amp;A - Pre-development of 2021 Program</b>	<p>Q: Will Bond money be spent to create space that will not serve students in the future? A: Absolutely not, the space will always be created for all student needs and use.</p> <p>Q: Will declining enrollment impact projects in the future? A:</p> <p>Q: Is landscaping part of the maintenance budget? A: Yes</p> <p>Comparison of FWISD vs Charter School (<i>see handout for detailed information</i>)</p> <ul style="list-style-type: none"> <li>- FWISD follows the TEA Guidelines for Programmatic Spaces</li> <li>- FWISD specialized spaces for fine arts, labs, etc.</li> <li>- FWISD Public Buildings are owned by the people and serves as centers for communities</li> <li>- Charter Schools have smaller buildings and sites with limited green space and playgrounds</li> <li>- Charter Schools do not have the same program offerings and offer minimal athletic programs</li> <li>- Charter School buildings are not all public and may require a financial return</li> </ul> <p>Facts of Construction Trends – Presented by Barry Brock</p> <ul style="list-style-type: none"> <li>- Supply chain issues in the past have caused unexpected delays but have recently improved</li> <li>- Current costs are high and are expected to continue to increase through 2023</li> <li>- Increasing interest rates contribute to rising construction costs</li> <li>- Comparative school costs <ul style="list-style-type: none"> <li>- Hutto ISD \$423/SF</li> <li>- Pflugerville ISD \$499.67/SF</li> <li>- Hays CISD \$452/SF</li> <li>- Georgetown ISD \$473/SF</li> <li>- Northwest ISD \$400/SF</li> </ul> </li> </ul>		
<b>Internal Audit Report</b>	Report presented by Loretta Salvatore, not much information to report for the 2021 Bond. However, will report the next meeting once more information is gathered. Auditors are always looking back at projects to report on.		
<b>Progress Update</b>	<p>Report presented by Brian Johnson</p> <ol style="list-style-type: none"> <li>a. Project &amp; Location – 27 total projects</li> <li>b. Program Status Update <ol style="list-style-type: none"> <li>a. Upcoming notice to proceed – YWLA</li> <li>b. 13 projects in pre-design phase</li> <li>c. 12 projects in design phase</li> <li>d. 1 project in construction phase</li> </ol> </li> <li>c. Schedule Update – see presentation for schedule details</li> <li>d. Budget Update – Presented by Carmen Arrieta-Candelaria <ol style="list-style-type: none"> <li>a. 12% Committed to date - \$122,682,502</li> <li>b. 88% Forecasted Additional Commitments - \$1,061,930,175 (forecasted is including salaries, encumbrances and other administrative expenses)</li> <li>c. Amount paid to date \$26,578,962</li> </ol> </li> <li>e. HUB Update <ol style="list-style-type: none"> <li>a. 34.91% contracts to date committed</li> </ol> </li> </ol> <p>Events</p> <p>Upcoming Bond Preview April 6, 2023</p> <p>How to do Business with FWISD Workshop – Helping businesses grow by teaching them how to build capacity.</p>		
<b>Action</b>	Isaac Manning requesting a soft cost budget for upcoming meeting		
<b>Construction Update</b>	See presentation for images and details		
<b>Future Meeting Date</b>	Meeting scheduled for June 26, 2023		
<b>Adjourn</b>	7:30 PM		

## 2021 BOND ENCUMBRANCES

as of 2/28/2023

021111	<b>SUCCESS HS</b>	
	864,927.79	KLINE HARDIN
	15,344.00	POST L GROUP LLC
	1,560,703.64	PROCEDEO GROUP JV
	<u>2,440,975.43</u>	
042101	<b>DAGGET MS</b>	
	1,726,350.90	LBL ARCHITECTS, INC.
	1,295,878.88	PROCEDEO GROUP JV
	<u>3,022,229.78</u>	
044201	<b>JP ELDER MS</b>	
	2,360,340.64	KLINE HARDIN
	1,915,064.64	PROCEDEO GROUP JV
	<u>4,275,405.28</u>	
045101	<b>FOREST OAKS MS</b>	
	2,686,304.65	PERKINS & WILL-CRA LP
	2,050,917.36	PROCEDEO GROUP JV
	<u>4,737,222.01</u>	
048101	<b>WILLIAM JAMES MS</b>	
	1,988,756.64	PROCEDEO GROUP JV
	2,561,753.82	STANTEC ARCHITECTURE INC
	<u>4,550,510.46</u>	
049101	<b>KIRKPATRICK MS</b>	
	1,865,370.65	CACO ARCHITECTURE LLC
	1,459,484.32	PROCEDEO GROUP JV
	<u>3,324,854.97</u>	
050101	<b>MCLEAN MS</b>	
	2,252,079.29	GLENN PARTNERS PLLC
	1,745,432.28	PROCEDEO GROUP JV
	<u>3,997,511.57</u>	
051301	<b>WA MEACHAM MS</b>	
	2,364,193.71	KAI DESIGN/KAI TEXAS
	1,931,003.64	PROCEDEO GROUP JV
	<u>4,295,197.35</u>	
052201	<b>MEADOWBROOK MS</b>	
	2,220,763.71	PFLUGER ARCHITECTS INC
	1,818,725.00	PROCEDEO GROUP JV
	35,920.00	ARRENDONDO ZEPEDA & BRUNZ LLC
	<u>4,075,408.71</u>	
053301	<b>WILLIAM MORNING MS</b>	
	1,695,431.20	PROCEDEO GROUP JV
	2,089,091.68	VLK ARCHITECTS, INC
	<u>3,784,522.88</u>	
054301	<b>MORNINGSIDE MS</b>	
	2,544,371.87	CORGAN ASSOCIATES, INC.
	2,303,068.00	PROCEDEO GROUP JV
	<u>4,847,439.87</u>	
055201	<b>APPLIED LEARNING ACADEMY</b>	
	1,824,057.07	O'CONNELL ROBERTSON
	1,454,139.12	PROCEDEO GROUP JV
	<u>3,278,196.19</u>	

056301	<b>RIVERSIDE MS</b>	
	2,206,830.84	PARKHILL, SMITH & COOPER INC
	1,814,422.16	PROCEDEO GROUP JV
	<b>4,021,253.00</b>	
057201	<b>ROSEMONT MS</b>	
	3,178,006.15	HUCKABEE
	2,624,849.24	PROCEDEO GROUP JV
	<b>5,802,855.39</b>	
058101	<b>WC STRIPLING MS</b>	
	2,866,994.76	HAHNFELD HOFFER STANFORD
	2,268,448.60	PROCEDEO GROUP JV
	<b>5,135,443.36</b>	
059101	<b>J MARTIN JACQUET MS</b>	
	21,900.00	ALPHA TESTING, INC.
	1,736,696.01	BLDD ARCHITECTS INC.
	1,653,148.00	PROCEDEO GROUP JV
	<b>3,411,744.01</b>	
060101	<b>WEDGEWOOD MS</b>	
	2,316,052.16	PROCEDEO GROUP JV
	2,423,814.20	WRA ARCHITECTS, INC.
	<b>4,739,866.36</b>	
061201	<b>LEOARD MS</b>	
	1,886,062.56	PROCEDEO GROUP JV
	2,314,473.46	VLK ARCHITECTS, INC
	<b>4,200,536.02</b>	
069101	<b>MCLEAN 6TH GRADE CENTER</b>	
	1,278,268.51	GLENN PARTNERS PLLC
	1,018,741.76	PROCEDEO GROUP JV
	<b>2,297,010.27</b>	
070301	<b>JEAN MCLUNG MS</b>	
	1,374,808.56	HARRISON KORNBERG ARCHITECTS
	1,078,534.40	PROCEDEO GROUP JV
	<b>2,453,342.96</b>	
125131	<b>EASTERN HILLS ES</b>	
	2,269,857.06	BROWN REYNOLDS WATFORD ARCHITECTS, INC.
	1,841,363.00	PROCEDEO GROUP JV
	<b>4,111,220.06</b>	
147101	<b>MONRINGSIDE ES</b>	
	438,879.38	PFLUGER ARTCHITECTS INC
	283,474.00	PROCEDEO GROUP JV
	<b>722,353.38</b>	
160131	<b>MAUDRIE ES</b>	
	19,550.00	ALLIANCE GEOTECHNICAL GROUP
	2,288,438.40	KAI DESIGN/KAI TEXAS
	1,841,363.00	PROCEDEO GROUP JV
	<b>4,149,351.40</b>	
184131	<b>WORTH HEIGHTS ES</b>	
	2,566,289.18	PERKINS AND WILL, INC
	1,841,363.00	PROCEDEO GROUP JV
	<b>4,407,652.18</b>	
194101	<b>DAGGET MONTESSORI</b>	
	1,171,111.33	DLR GROUP INC OF TEXAS



<b>239204</b>	<b>YOUNG WOMEN LEADERSHIP ACADEMY</b>	
	801,631.00	PROCEDEO GROUP JV
	1,133,650.00	SMITH & COMPANY OF ARCHITECTS INC
	<b>1,935,281.00</b>	

<b>256131</b>	<b>WESTPARK RELIEF ES</b>	
	124,025.00	AIR BALANCING COMPANY INC.
	59,900.00	B&H ENGINEERS INC
	23,126,843.21	IMPERIAL MORALES JV6
	2,270,826.83	METEOR EDUCATION LLC
	1,390,770.98	PROCEDEO GROUP JV
	98,200.00	TERRACON CONSULTANTS INC
	20,241.00	THE CLAVIER GROUP
	<b>27,090,807.02</b>	

122,279,302.24	Total Project Encumbrances
403,200.12	Total Administration Encumbrances
<b>122,682,502.36</b>	Total Encumbrances 2/28/2023

# FORT WORTH INDEPENDENT SCHOOL DISTRICT CITIZENS OVERSIGHT COMMITTEE (COC) Meeting 2021 Bond Program – March 20, 2023

## FWISD

**Superintendent** – Dr. Angélica Ramsey

**Chief of District Operations** – Dr. Joseph Coburn

**Chief Financial Officer** – Carmen Arrieta-Candelaria

## PROCEDEO

**Program Executive** – Barry Brock

**Program Director** – Brian Johnson

**Deputy Program Director** – Madeleine Sara

**PROCEDEO**



**CAPITAL IMPROVEMENT  
PROGRAM**

**FORT WORTH ISD  
Commitment  
to Classrooms**

**2021**

FORT WORTH INDEPENDENT SCHOOL DISTRICT  
**CITIZENS OVERSIGHT COMMITTEE (COC) Meeting**  
2021 Bond Program Update – March 20, 2023

## **Agenda**

- 1. Call to Order – Libby Willis**
- 2. Approve COC Guidelines – Libby Willis**
- 3. Q&A – Pre-development of 2021 Program - PROCEDEO**
- 4. Project Budget Analysis – Barry Brock**
- 5. Internal Audit Report – Loretta Salvatore/Deanna Debenport**
- 6. Progress Update – Brian Johnson**
  - a) Project & Location
  - b) Program Status Update
  - c) Schedule Update
  - d) Budget Update
  - e) HUB Update
- 7. Future Meeting Date – Libby Willis**
- 8. Adjourn - Libby Willis**



# Q&A - Pre-development of 2021 Program

## FWISD

**Superintendent** – Dr. Angélica Ramsey

**Chief of District Operations** – Dr. Joseph Coburn

**Chief Financial Officer** – Carmen Arrieta-Candelaria

## PROCEDEO

**Program Executive** – Barry Brock

**Program Director** – Brian Johnson

**Deputy Program Director** – Madeleine Sara

**PROCEDEO**



**CAPITAL IMPROVEMENT  
PROGRAM**

**FORT WORTH ISD  
Commitment  
to Classrooms**

**2021**



Example of a completed  
Scope-To-Budget (STB)  
Form

3.0 SCOPE TO BUDGET APPROVAL FORM

Architect:	Owner's Representative:	Date: 1/20/23
Hahnfeld Hoffer Stanford	Procedeo	
Org #:	JOB #:	Campus Name:
	058-101	W.C. Stripling Middle School

Those signing below have reviewed the information contained within this submittal. Signatures signify that the parties concur with the recommended scope of work and budget. The Procedo Sr. Design Manager will be the final approval on all Scope to Budget reviews recommended within the CCL, per the 2021 Bond Program budget, and with no changes in scope, nor deviations in Educational Specifications or Technical Design Guidelines. If there are scope changes, budgetary issues (including those not within the budgeted CCL per the 2021 Bond Program budget), or deviations in Educational Specifications or Technical Design Guidelines, the form must be signed by the Chief Officer, Capital Improvement Program who will be the final approval. Final approval as described above provides the Architect with Notice to Proceed with the next scheduled phase.

1. Architect's Construction Cost Estimate for Scope Assessed by FWISD	\$	37,993,665.00
2. District Directives [Mark " x " next to the item if included in Category 1. Architect's Construction Cost Estimate]		
a) Security and Life Safety	x (\$3,214,717)	\$ -
b) Building Envelope (Roof, Windows, Doors, Tuckpointing)	x (\$2,024,352)	\$ -
c) Learning Environment (Right-Size Classrooms, All Instructional Spaces, Media Center and Dining)	x (\$4,114,117)	\$ -
d) Systems and Components	x (\$3,379,324)	\$ -
e) Capacity (Target 100%)	x (\$239,819)	\$ -


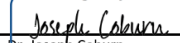
[For Category 2 items, always show prices in the parenthesis, but only show prices in the column to the right if not included in Category 1. Architect's Construction Cost Estimate.

3. Additional Scope Recommended (As Alternates)		
a) Kitchen Serving Enlargement	(\$248,114)	\$ 248,114.00
b) Lighting Upgrades	(\$791,890)	\$ 791,890.00
c) Replace Roof	(\$1,471,697)	\$ 1,471,697.00
d)		\$ -
e)		\$ -

[For Category 3 items, always show prices in the parenthesis, but only show prices in the column to the right if recommended for inclusion in the base scope and revised CCL.

4. Recommended Revised CCL	\$ 40,505,366.00
5. CCL per Budget	\$ 35,991,304.00
6. Recommended Owner Contingency Budget	\$ 2,556,633.00
7. Budgeted Owner Contingency	\$ 1,799,565.20
8. Change in CCL Funding	\$ 4,514,062.00
9. Change in Contract Owner Contingency	\$ 757,067.80

Approvals:	01.20.23		23 January 2023
			

David Stanford	Date	Tim McMinn	Date
Principal		Design Manager Representative	
Hahnfeld Hoffer Stanford		Procedo	
	01/23/23	DocuSigned by:	1/25/2023   4:45 PM CST
Tara Genier	Christopher R. H. Brim		
Sr. Design Manager		Dr. Joseph Colburn	Date
		Interim Chief of Capital Improvement Program	

# Comparison of Typical ISD School Construction



## FWISD

- 50 year buildings
- TEA Guidelines for Programmatic Spaces
- Technical Design Guidelines – High quality construction
- Educational Specifications – Specific programmatic spaces
- Campus specific program spaces
- Comprehensive athletics
- Greenspace/Playgrounds
- Building size and grades served
- Specialized spaces for fine arts, labs, etc.
- Public Buildings – These buildings are owned by the people – Center of the community

## Charter School (Rocketship)

- 10-15 year buildings – Wood framing, lower performing windows, exterior materials, single ply roof, interior materials, etc. - Some are retrofit of existing buildings.
- Smaller buildings and overall square footage 45,000 – 60,000 sf
- Smaller site
- Limited green space and small playgrounds
- Serving different grade levels
- Do not have the same program offerings
- Minimal athletics
- Not public buildings – Real estate investments requiring a financial return



# Facts of Construction Cost Trends

- Given the significant growth in labor and materials costs that have already occurred year-to-date and the expected pace of construction activity through the end of the year, construction costs have increased by approximately **14.1%** in 2022.
- Current costs for construction is at an all time high, but contractors expect that cost escalation will continue through 2023.
- Continued supply chain issues cause unexpected delays and more cost.
- Stabilizing material costs are offset by rising labor costs.
- Competition in the market and high demand for construction will keep costs up.
- Increasing interest rates and ancillary costs contribute to rising construction costs.

# Comparative School Costs

- **Hutto ISD**

- Middle school
- New Construction
- 160,120 Sq. Ft.
- Cost of Construction  
\$67,730,618.00 - \$423/SF

- **Pflugerville ISD**

- Elementary School
- Under Construction
- 110,000 sq. ft.
- \$54,963,578 - \$499.67SF

- **Hays CISD**

- Elementary School
- Pre-Bid, New Construction
- 115,000 sq. ft.
- %52,000,000 - \$452/SF

- **Georgetown ISD**

- Middle School
- Under Construction
- 166,288 sq. ft.
- \$78,772,548 - \$473/SF

- **Northwest ISD**

- Middle School
- Under Construction
- \$400.00SF



# Facts of Construction Cost Trends

2023 A4LE Cost Symposium

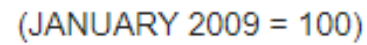
Thursday, February 23, 2023

	Elementary	Middle School	High School
2022	\$315-360/SF	\$330-360/SF	\$350-375/SF
2023	\$315-360/SF	\$300-400/SF	\$400-600/SF
	Light Renovation (Finishes)	Medium Renovation ( Partitions & MEP)	Heavy Renovation ( Partitions, MEP, Structural)
2023	\$50-80/SF	\$100-175/SF	\$200-300/SF

## Escalation:

2022 - 17% escalation actual over prior year

2023 - budget 10-12% or 1% per month until start of construction





Carin CJ Evans



Dr. Camille Rodriguez



Roxanne Martinez



Tobi Jackson



Dr. Michael Ryan



Quinton Phillips



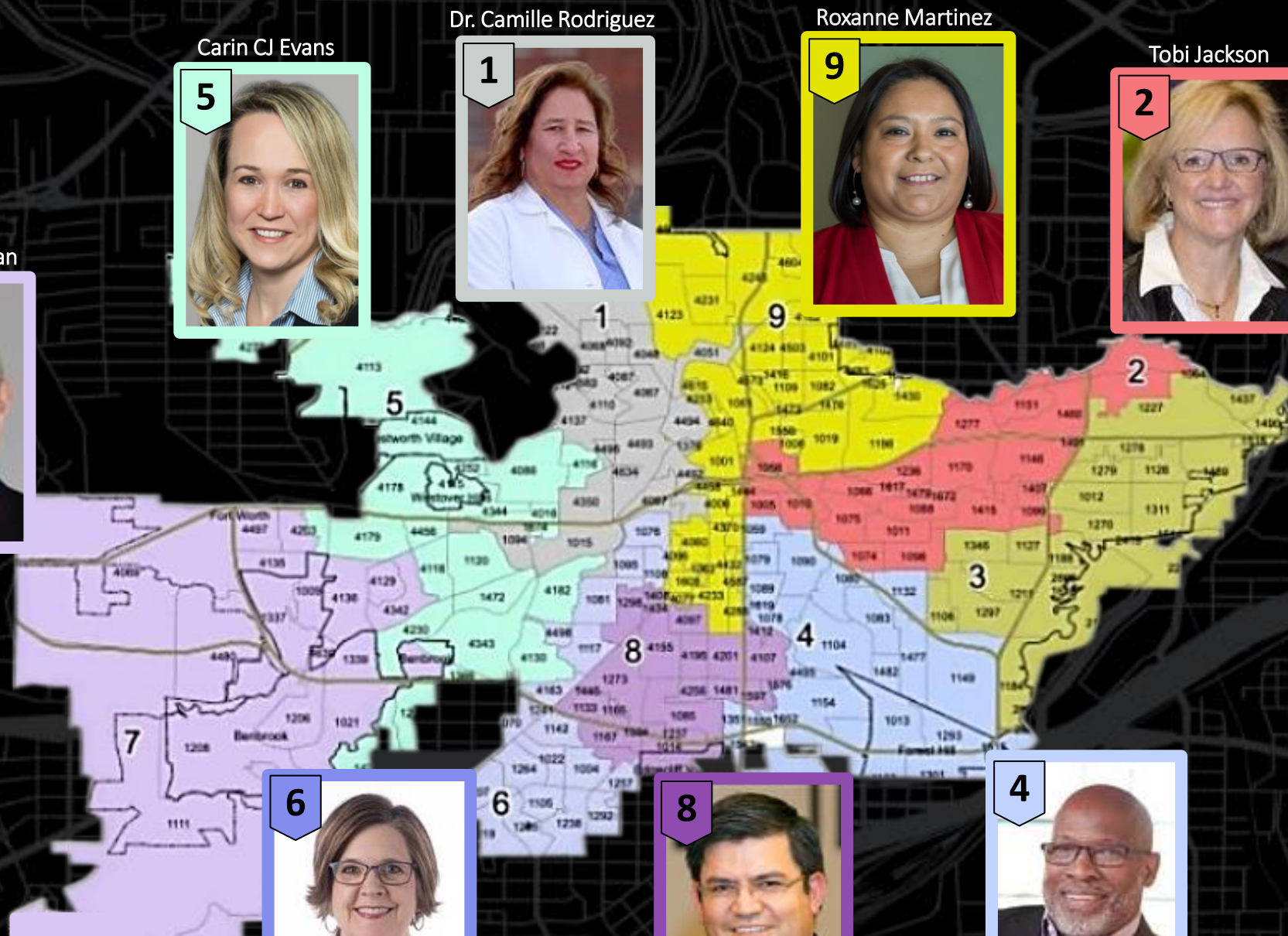
Anne Darr



Arael Luebanos



Wallace Bridges

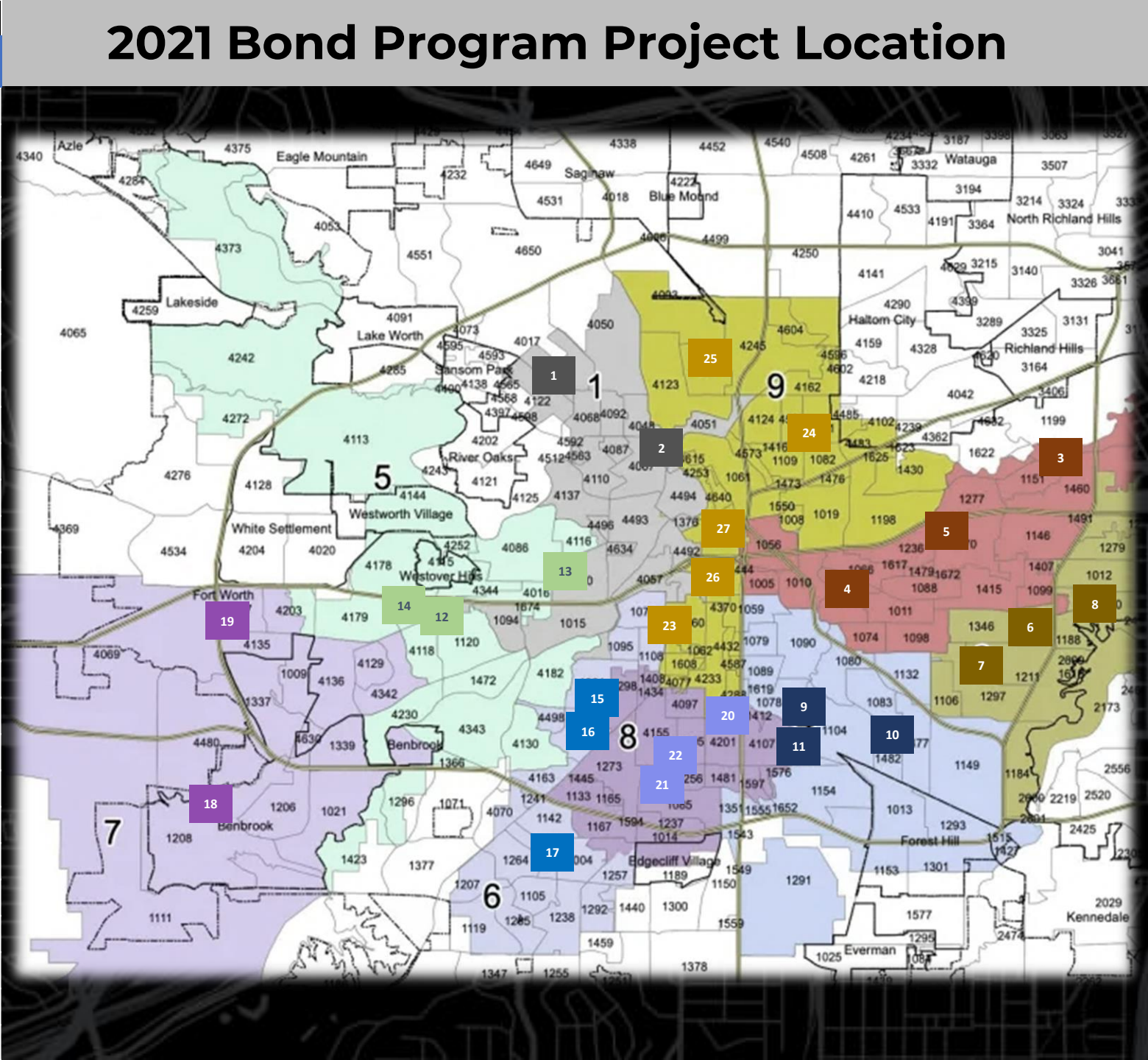




Total Projects

27

1	M. L. Kirkpatrick Middle School	District 1
2	J.P. Elder Middle School	District 1
3	New Elementary Campus #1 Eastern Hills ES	District 2
4	William James Middle School	District 2
5	Meadowbrook Middle School	District 2
6	New Elementary Campus #2 Maudrie Walton ES	District 3
7	J. Martin Jacquet Middle School	District 3
8	Jean McClung Middle School	District 3
9	Early Childhood Center's (Morningside Annex)	District 4
10	Forest Oak Middle School	District 4
11	Morningside Middle School	District 4
12	Workforce Based High School	District 5
13	W.C. Stripling Middle School	District 5
14	William Monnig Middle School	District 5
15	W.P. McLean Middle School	District 6
16	McLean 6th Grade Center	District 6
17	Wedgwood Middle School	District 6
18	Westpark Relief Elementary School	District 7
19	Leonard Middle School	District 7
20	New Elementary Campus #3 Worth Heights ES	District 8
21	Applied Learning Academy ALA	District 8
22	Rosemont Middle School	District 8
23	Daggett Montessori	District 9
24	Riverside Middle School	District 9
25	W.A. Meacham Middle School	District 9
26	E.M. Daggett Middle School	District 9
27	Young Women's Leadership Academy YWLA	District 9



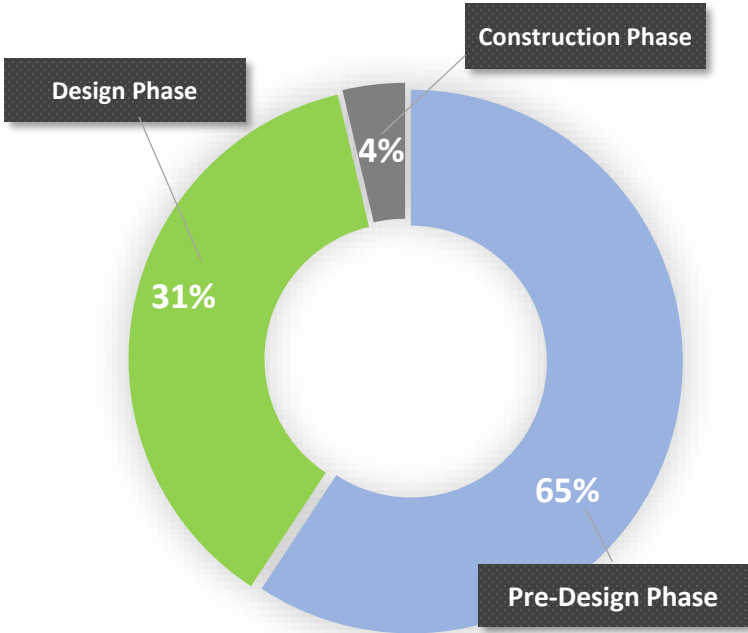


# 2021 Bond Program Status – Program Status Update

February 28, 2023

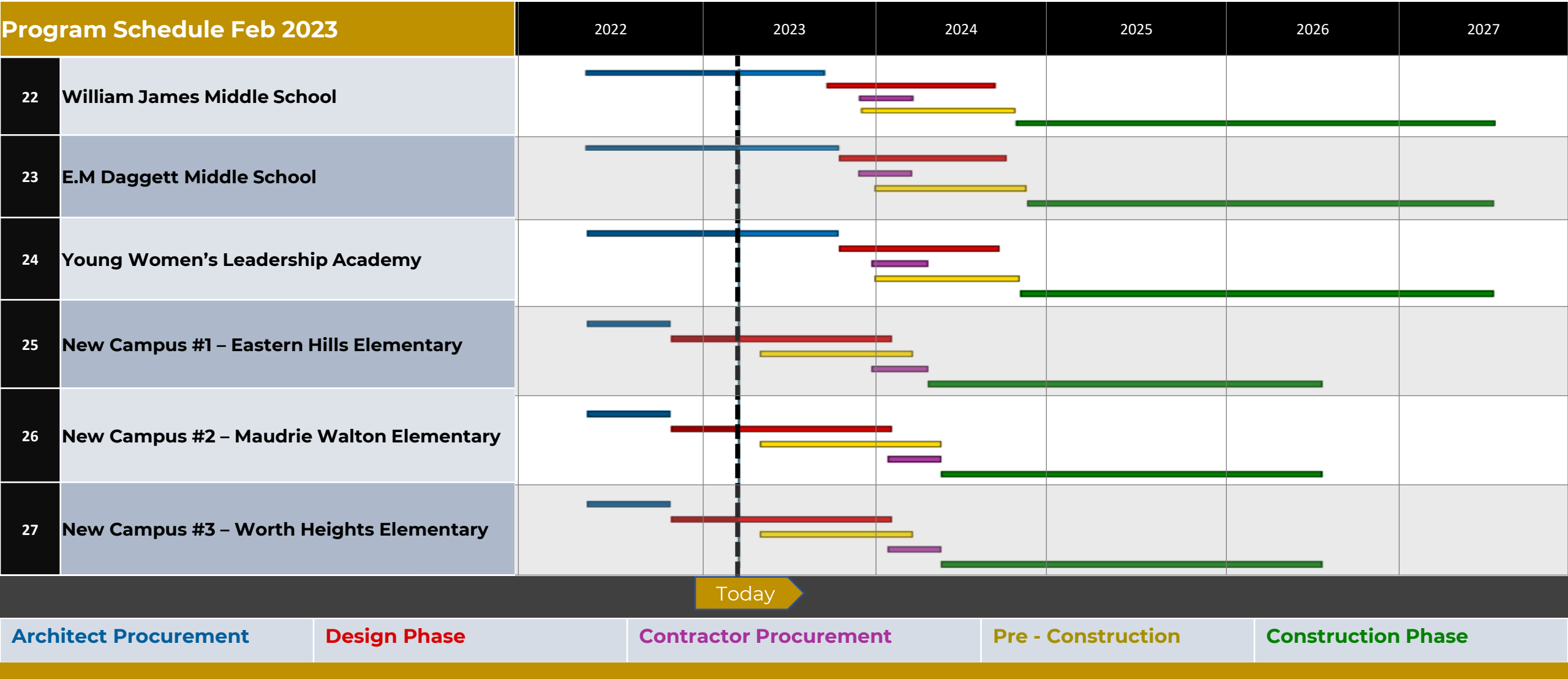
Total Construction Projects	Upcoming Notice to Proceed	Released but Design has not started	Design Phase	Construction Phase
27	1	13	12	1

YWLA	Daggett Montessori	Workforce Based HS (Success HS at Como Montessori)	Westpark Relief ES
	J.P. Elder MS	New ES#3 Worth Heights	
	Applied Learning Academy	New ES#1 Eastern Hills	
	Rosemont MS	New ES#2 Maudrie Walton	
	Leonard MS	Forest Oak MS	
	Morningside MS	Wedgwood MS	
	Riverside MS	W.C. Stripling MS	
	William Monnig MS	J. Martin Jacquet MS	
	W.A. Meacham MS	Meadowbrook MS	
	Jean McClung MS	Early Childhood Center's (Morningside Annex)	
	M. L. Kirkpatrick MS	W.P. McLean MS	
	William James MS	McLean 6th Grade Center	
	E.M. Daggett MS		



Program Schedule Feb 2023		2021	2022	2023	2024	2025	2026	2027
1	Westpark Relief ES							
2	Workforce Based High School Program – School of Choice (at Como Montessori)							
3	Forest Oak Middle School							
4	Wedgwood Middle School							
5	W.C. Stripling Middle School							
6	J. Martin Jacquet Middle School							
7	Meadowbrook Middle School							
8	Early Childhood Center's (Morningside Annex)							
9	McLean 6 <sup>th</sup> Grade Center							
10	W.P McLean Middle School							
11	Daggett Montessori							
		Today						
Architect Procurement		Design Phase		Contractor Procurement		Pre - Construction		Construction Phase

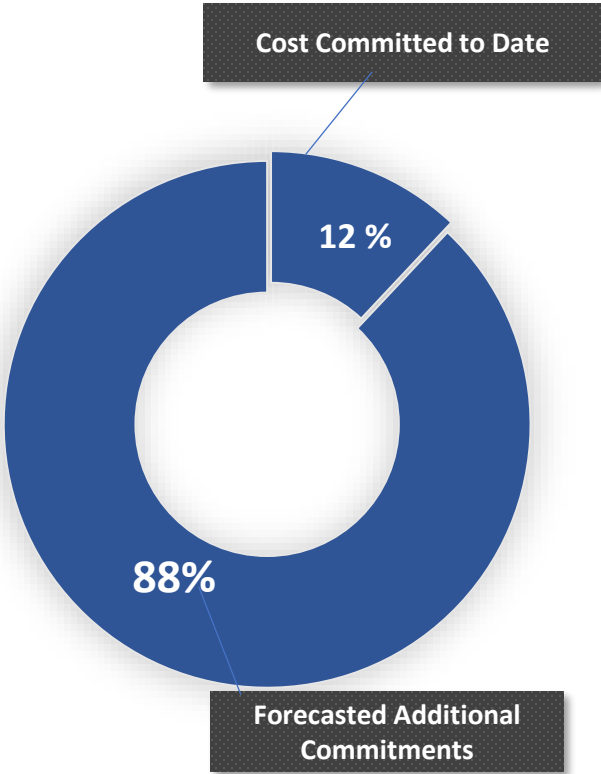
Program Schedule Feb 2023		2022	2023	2024	2025	2026	2027		
12	J.P. Elder Middle School	<div></div>	<div></div> <div></div> <div></div> <div></div>						
13	Applied Learning Academy ALA	<div></div>	<div></div> <div></div> <div></div> <div></div>						
14	Rosemont Middle School	<div></div>	<div></div> <div></div> <div></div> <div></div>						
15	Leonard Middle School	<div></div>	<div></div> <div></div> <div></div> <div></div>						
16	Morningside Middle School	<div></div>	<div></div> <div></div> <div></div> <div></div>						
17	Riverside Middle School	<div></div>	<div></div> <div></div> <div></div> <div></div>						
18	William Monnig Middle School	<div></div>	<div></div> <div></div> <div></div> <div></div>						
19	W.A. Meacham Middle School	<div></div>	<div></div> <div></div> <div></div> <div></div>						
20	Jean McClung Middle School	<div></div>	<div></div> <div></div> <div></div> <div></div>						
21	M.L Kirkpatrick Middle School	<div></div>	<div></div> <div></div> <div></div> <div></div>						
		<div>Today</div>							
Architect Procurement		Design Phase		Contractor Procurement		Pre - Construction		Construction Phase	



# 2021 Bond Program Status – Budget Update - Overview

February 28, 2023

	Budget Managed by PROCEDEO	Budget Managed by FWISD	Total
New Facilities/Additions/Renovations for 27 Projects	\$1,200,274,596		
Administration Managed Budget		\$10,917,043	
<b>FWISD 2021 Bond Program Total</b>	<b>\$1,200,274,596</b>	<b>\$10,917,043</b>	<b>\$1,211,191,639</b>
Encumbered to Date			\$122,682,502
Amount Paid to Date			\$26,578,962
Forecasted Additional Commitments			\$1,061,930,175
<b>FWISD 2021 Bond Program Total Budget</b>			<b>\$1,211,191,639</b>



# 2021 Bond Program Status – Admin and Interest Update

February 28, 2023

Admin Allocated Budget	\$10,917,043
Salaries and Benefits	\$(144,036)
Other Admin Expenses*	\$(248,488)
Encumbrances	\$(403,200)
Interest Budgeted through Feb 28, 2023	\$2,233,352
Available Admin Budget	\$12,354,670

*\*Includes Supplies and Materials, Consulting Costs, Legal, etc.*

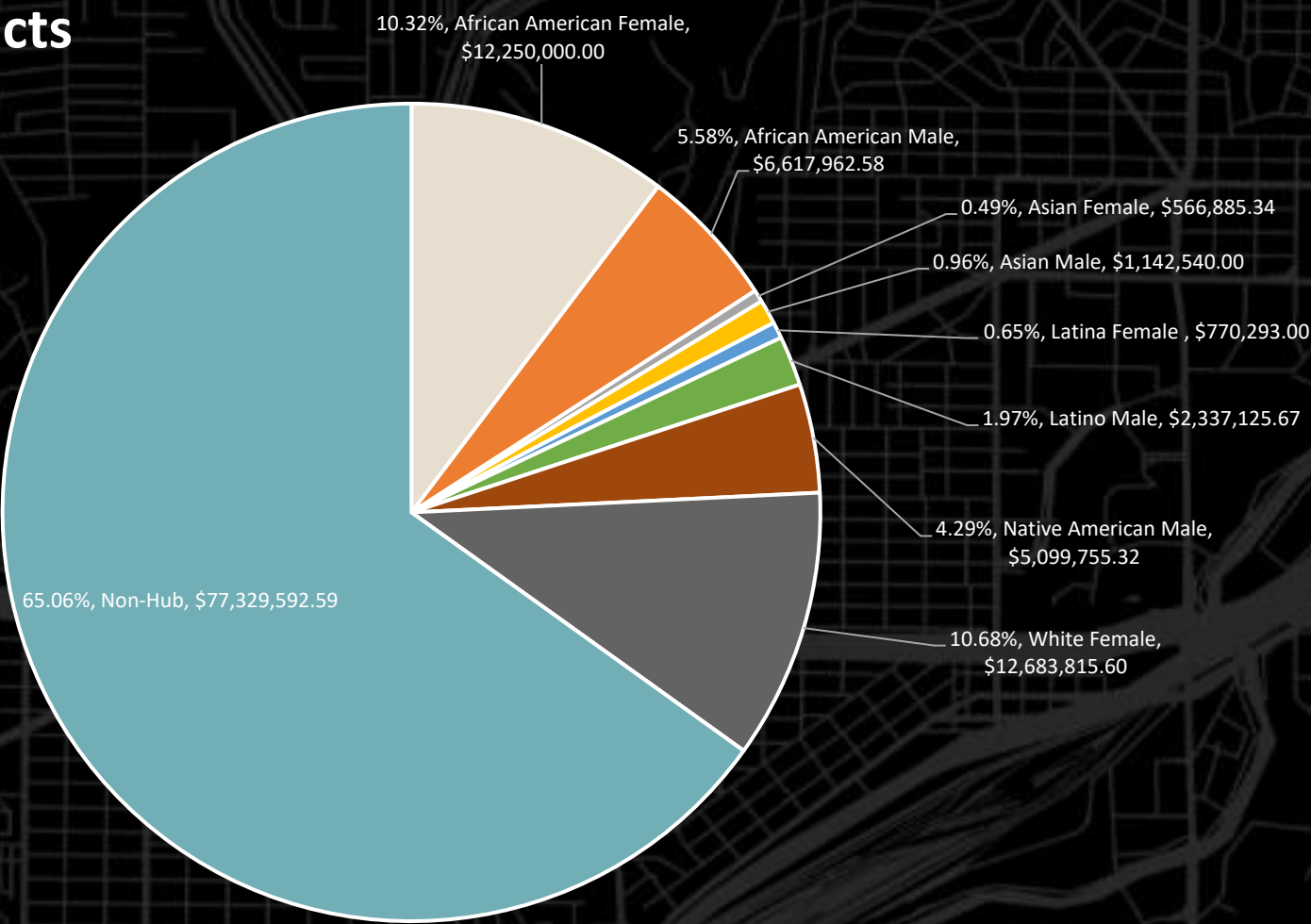
	Project #	Project Name	Budget	Paid to Date	Encumbered	Unencumbered
1	021111	Workforce Based HS (Success at Como Montessori)	17,675,650	170,130	2,440,975	15,064,544
2	042101	E.M. Daggett MS	34,535,227	141,262	3,022,230	31,371,735
3	044201	J.P. Elder MS	51,019,173	208,758	4,275,405	46,535,009
4	045101	Forest Oak MS	54,635,847	223,568	4,737,222	49,675,057
5	048101	William James MS	52,981,019	216,792	4,550,510	48,213,716
6	049101	M. L. Kirkpatrick MS	38,890,739	159,097	3,324,855	35,406,787
7	050101	W.P. McLean MS	46,503,248	190,268	3,997,512	42,315,469
8	051301	W.A. Meacham MS	51,443,509	210,496	4,295,197	46,937,815
9	052201	Meadowbrook MS	48,454,422	198,257	4,075,409	44,180,756
10	053301	William Monnig MS	45,172,104	184,817	3,784,523	41,202,764
11	054301	Morningside MS	55,321,979	0	4,847,440	50,474,539
12	055201	Applied Learning Academy ALA	38,748,439	158,514	3,278,196	35,311,729
13	056301	Riverside MS	48,339,877	197,788	4,021,253	44,120,836
14	057201	Rosemont MS	69,833,185	286,132	5,802,855	63,744,198
15	058101	W.C. Stripling MS	60,426,944	247,280	5,135,443	55,044,220
16	059101	J. Martin Jacquet MS	44,046,438	482,184	3,411,744	40,152,510
17	060101	Wedgwood MS	61,694,266	664,899	4,739,866	56,289,500
18	061201	Leonard MS	50,247,089	205,597	4,200,536	45,840,956
19	069101	McLean 6th Grade Center	27,157,306	111,052	2,297,010	24,749,243
20	070301	Jean McClung MS	28,749,082	117,570	2,453,343	26,178,169
21	125131	New ES#1 Eastern Hills	44,238,659	340,482	4,111,220	39,786,957
22	147101	Early Childhood Center's at Morning Side Annex	6,823,014	0	722,353	6,100,661
23	160131	New ES#2 Maudrie Walton	44,238,659	302,651	4,149,351	39,786,657
24	184131	New ES#3 Worth Heights	44,238,660	0	4,407,652	39,831,008
25	194101	Daggett Montessori	23,909,726	0	1,171,111	22,738,615
26	239204	YWLA	19,279,674	0	1,935,281	17,344,393
27	256131	Westpark Relief ES	58,765,771	21,168,915	27,090,807	10,506,049
		Admin Budget	10,917,043	392,452	403,200	10,121,390
		Property	26,081,885			26,081,885
		Early Childhood Center's	6,823,005			6,823,005
		TOTALS	\$1,211,191,639	\$26,578,962	\$122,682,502	1,061,930,175



# 2021 Bond Program – Historically Underutilized Businesses

February 28, 2023

## HUB Contracts



**COMMITTED**

**34.91%**

HUB contracts to date

**\$41,468,377.51**

All numbers are as of  
2/28/2023



# 2021 Bond Program – Historically Underutilized Businesses

February 28, 2023

## HUB OUTREACH

- **January 26<sup>th</sup>** | How to Do Business with Fort Worth ISD (FWISD) Event
- **January 26<sup>th</sup>** | Dunbar HS CSP Pre-Proposal Meeting
- **January 27<sup>th</sup>** | Construction Management Association of America (CMAA), Regional Hispanic Contractors Association (RHCA), & Regional Black Contractors Association (RBCA) K-12 Education Summit Luncheon
- **February 9<sup>th</sup>** | Workforce Based HS CMAR Pre-Proposal Meeting
- **February 22<sup>nd</sup>** | Eastern Hills HS CSP Pre-Proposal Meeting
- **February 23<sup>rd</sup>** | Independent School District Bond Webinar
- **February 23<sup>rd</sup>** | North Central Texas Regional Certification Agency (NCTRCA) Show me the Contracts! Expo
- **February 24<sup>th</sup>** | Fort Worth Hispanic Chamber of Commerce (FWHCC) Coffee with the Chamber
- **February 28<sup>th</sup>** | JM Jacquet MS Pre-Proposal Meeting





# 2021 Bond Program – Construction Update

March 2023

PROCEDEO



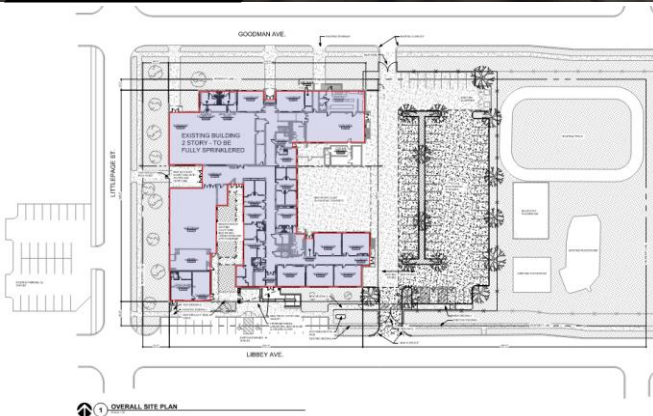
**Westpark Relief - 47% Construction Completion**



# 2021 Bond Program – Design Update

March 2023

PROCEDEO



Workforce-Based HS Program - 25% Design Completion



# 2021 Bond Program – Design Update

March 2023

PROCEDEO



J Martin Jacquet Middle School - 10% Design Completion



# 2021 Bond Program – Design Update

March 2023

PROCEDEO



Constructed in 1927 / Historic

**W.C. Stripling Middle School- 10% Design Completion**



# 2021 Bond Program – Design Update

March 2023

PROCEDEO



**Wedgwood Middle School - 10% Design Completion**



# 2021 Bond Program – Design Update

March 2023

PROCEDEO



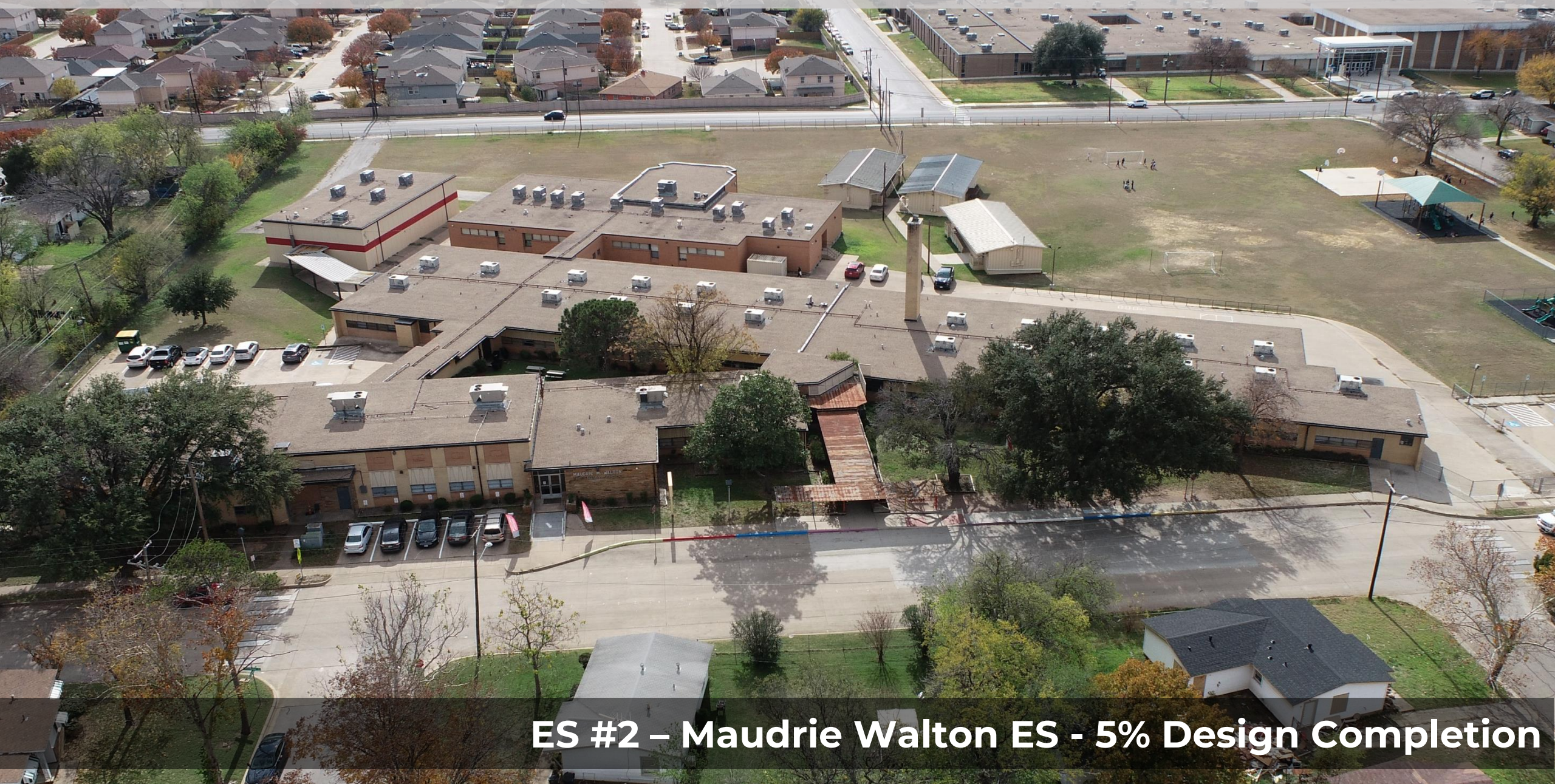
ES #1 – Eastern Hills ES - 5% Design Completion



# 2021 Bond Program – Design Update

March 2023

PROCEDEO



ES #2 – Maudrie Walton ES - 5% Design Completion



# 2021 Bond Program – Design Update

March 2023

PROCEDEO



ES #3 –Worth Heights ES - 5% Design Completion



# 2021 Bond Program – Design Update

March 2023

PROCEDEO



**Forest Oak Middle School - 5% Design Completion**



# 2021 Bond Program – Design Update

March 2023

PROCEDEO



**Meadowbrook Middle School - 5% Design Completion**



# 2021 Bond Program – Design Update

March 2023

PROCEDEO



**Early Childhood Center at Morningside Annex - 5% Design Completion**



# 2021 Bond Program – Design Update

March 2023

PROCEDEO



**McLean Middle School- 5% Design Completion**



# 2021 Bond Program – Design Update

March 2023

PROCEDEO



**McLean 6<sup>th</sup> Grade Center- 5% Design Completion**



**PROCEDEO**

**Thank You!**