



Kingsway Regional School District
Committed to Excellence

Schoology Student & Parent Access

Kingsway Regional School District uses Schoology (pronounced "Skoo-luh-jee") as its Learning Management System (LMS) to support teaching and learning and to streamline student, parent, and faculty interactions in an all-in-one digital environment. Schoology serves as a convenient one-stop shop for students to access courses, assignments, teachers, grades, school counselor support, and more. Through Schoology, parents can view their student's courses, check grades, and communicate with teachers. We invite you to sign in and access your parent account to stay involved as partners in your child's education.

Parent Access to Schoology

Parents create their own Schoology accounts and then link their students to that parent account. This is done by using the Schoology student access code provided below. If you have multiple students, you will receive multiple emails, with a unique access code for each child.

Find your **Schoology Access Code**: Available on the "Student Summary" page of the Genesis Parent Portal.

Sammy Hagar GRADE: 09
KINGSWAY REGIONAL HIGH SCHOOL | STUDENT ID: 99993 | STATE ID: 09

Print Schedule: [List](#) Today's Cycle: A
Schedule For:

COURSE	SEM	ROOM	TEACHER
ALGEBRA I	FY	CAF EAST	Link, Patricia

Homeroom: _____
Counselor: Beech, Michelle
Age: 15
Birthdate: 04/01/2008
Locker: 159A (00--18--08)
Schoology Access Code: 1234-5678-91011
Student Password: *****

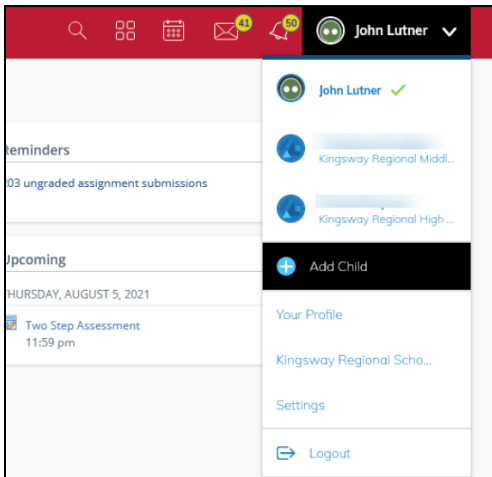
THIS WEEK	M	T	W	R	F	BUS	WEEK / DAY	MONDAY >	
ATTENDANCE	-	-	-	-	-	AM	KRHS12	07:00 AM	K12
						PM	KRHS12		K12

The next steps depend on whether you have an existing Schoology parent account:

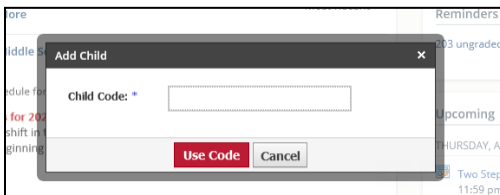
OPTION A. Existing Schoology Parent Account - Add a New Student:

1. Log in to your parent account at <https://app.schoology.com/login>

2. Select your profile in the upper right-hand corner
3. Choose **+Add Child** option from the menu.

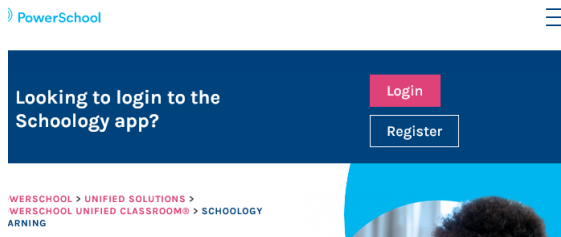


4. Enter the access code found in the Genesis Parent Portal.



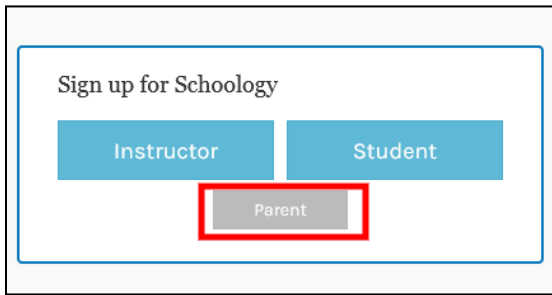
OPTION B: *Create a New Schoology Parent Account - Add a New Student*

1. Go to <https://www.schoology.com/>
2. Select the **"Register"** link in the blue banner near the top of the page.

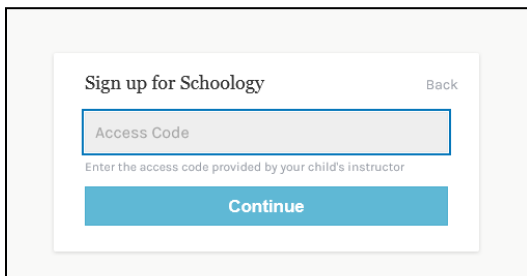


3. Choose the **"Parent"** option.





4. Enter the access code found in the Genesis Parent Portal.



If you do not have a Genesis Parent Portal account yet, please contact Mrs. April Burger, our central registrar at registrar@krsd.org or at (856) 467-3300 ext. 4283.

Student Access to Schoology

Students access our Kingsway Schoology site at <https://kingsway.schoology.com> and sign in using their Kingsway Google Apps credentials.

Schoology Support, Guides & Tutorials



- Parents: [Schoology Guide & Parent Tutorial](#)
- Students: [Schoology Support & "Getting to Know Schoology" Student Tutorial](#)

For technical support or assistance with a Kingsway-issued device, please [request help here](#).

