

Emergency Response Protocol Review



Background of *Love You Guys* Foundation & Implementation at all BCSD Schools

- The “I Love U Guys” foundation works with school districts and provides free materials outline protocol related to several threats.
- The protocol will be officially implemented in the 2024 - 2025 School Year.



Protocol Used for Hold Response



HOLD

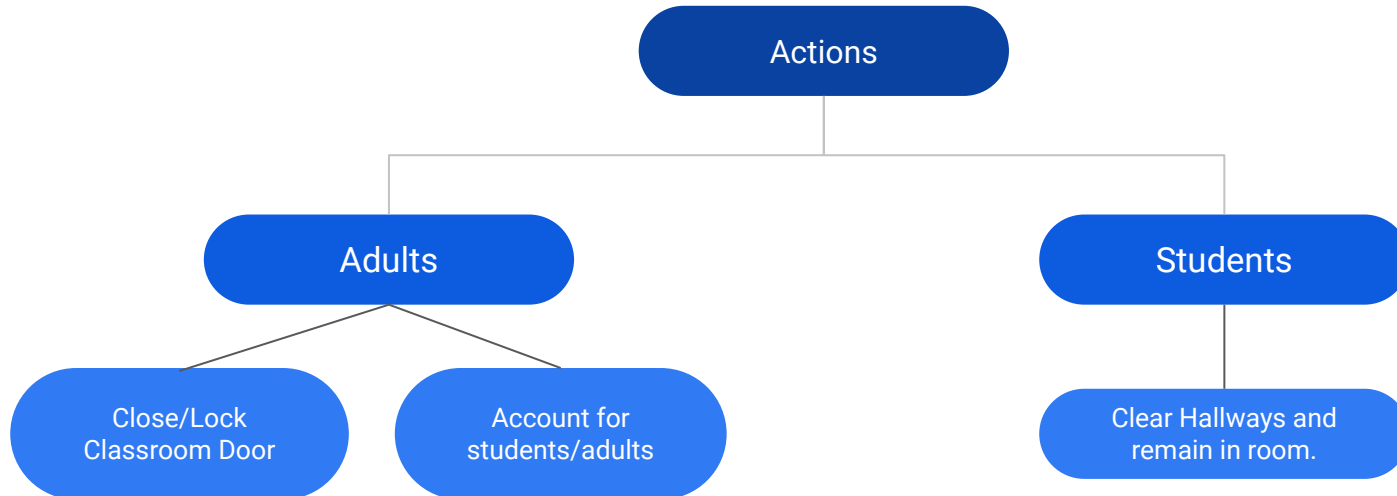
Hold - Used when hallways need to be kept clear of occupants. Business as usual.

Examples of Hold Conditions - Altercation in a hallway, medical issue needing attention, unfinished maintenance operation in a common area.

Location - In your classroom or Secure Area

Public Address Activation - //Hold in your room or area. Clear the Halls.//

Public Address Release - //The Hold is released. All Clear.//



Protocol Used for Secure Response



SECURE

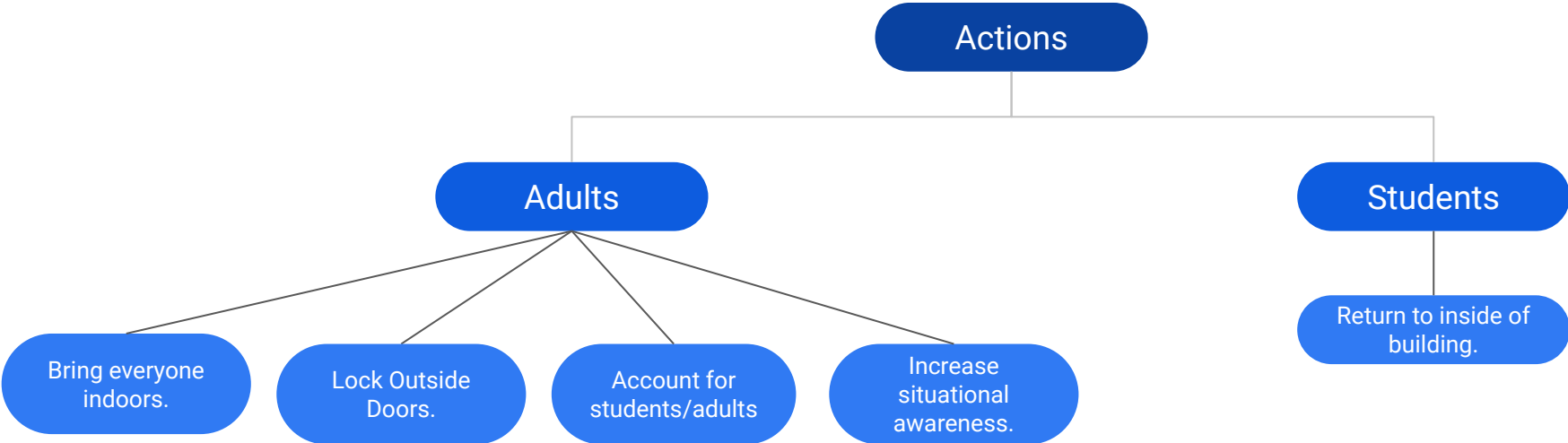
Secure - This action is called when there is a threat or hazard outside of the school building. There will be monitored entrance and controlled release. Business as usual.

Examples of Secure Conditions - Violent or criminal activity in the immediate neighborhood or a dangerous animal in the playground.

Location - Get inside & lock outside doors.

Public Address Activation - //Secure! Get inside, lock outside doors.//

Public Address Release - //The Secure is released. All Clear.//



Protocol Used for **Lockdown** Response



LOCKDOWN

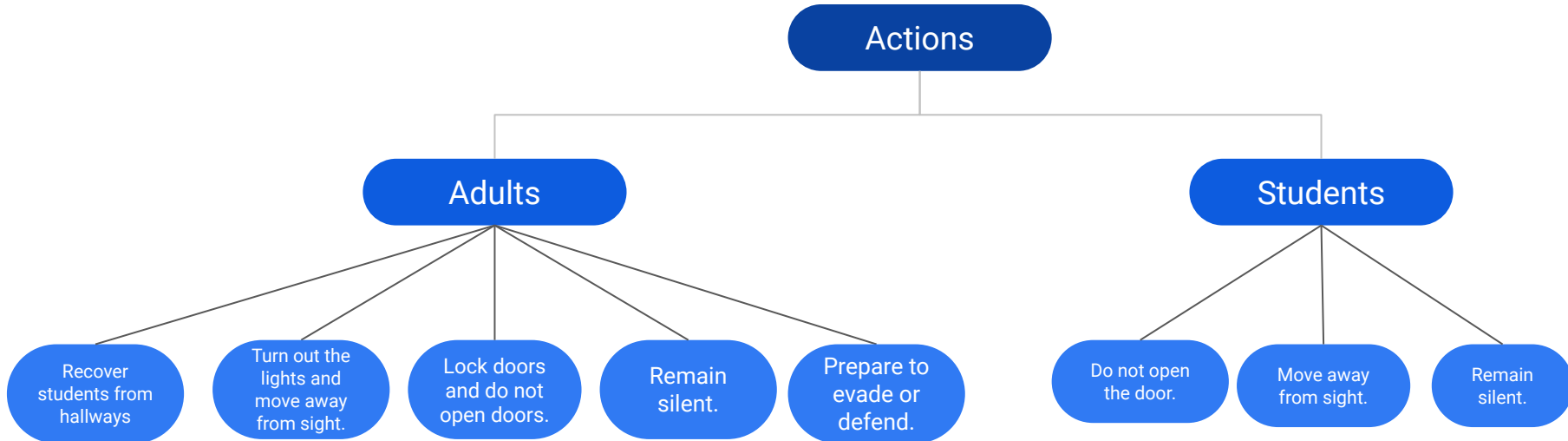
Lockdown - This action is called when there is a threat or hazard inside the school building. Rooms will be secured and occupants are to remain quiet and in place.

Examples of Lockdown Conditions - Parental custody disputes, intruders wanting to cause harm to staff or/and students.

Location - Get inside, lock doors, turn off lights, stay out of sight

Public Address Activation - //Lockdown! Locks, lights, out of sight!//

Public Address Release - Law Enforcement/First Responders will notify of release of Lockdown



Protocol Used for Evacuate Response



EVACUATE

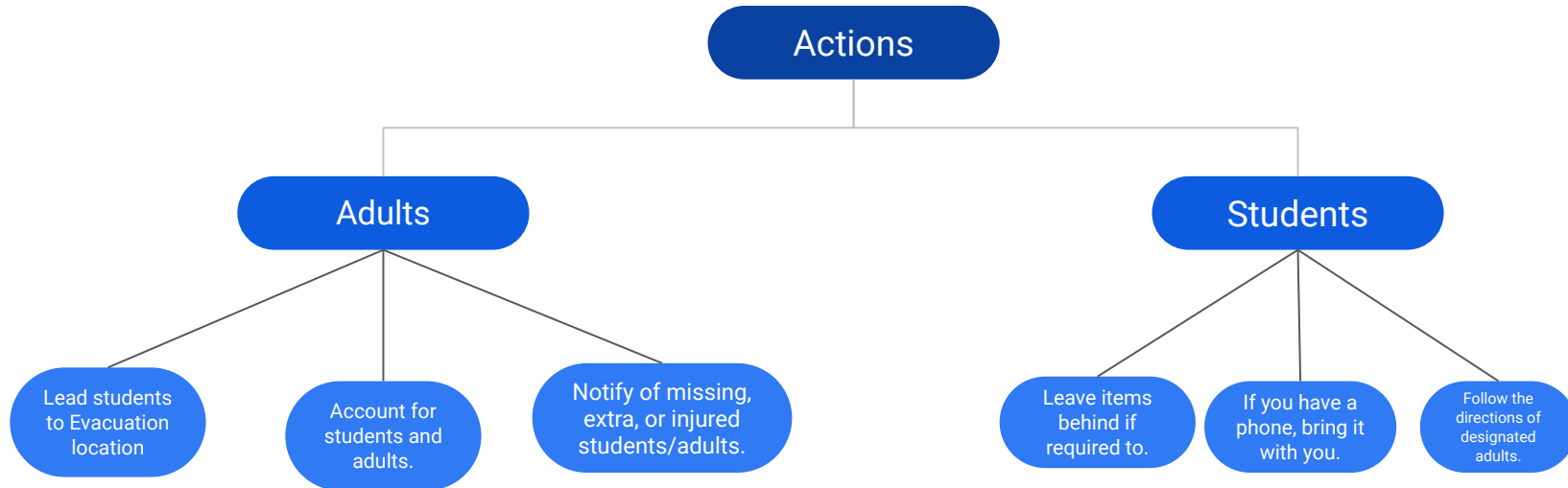
Evacuate (May be led by Classroom or Law Enforcement)- This action is called when there is a need to move people from one location to another for safety reasons.

Examples of reasons to evacuate - extended power outage, bomb threat, violent event on school grounds, or gas leak

Location - To a safe location -

Public Address Activation - //Evacuate! To a location.//

Public Address Release - Law Enforcement/First Responders will come to evacuation area.



Protocol Used for Shelter Response



SHELTER

Shelter - This action is called when specific protective actions are needed based on a threat or hazard.

Examples of reasons to shelter - Tornadoes, earthquakes, hazardous materials situations or other local threats.

Location - Secured Area

Public Address Activation -

- Hazard - //Shelter! For a hazard. Using Safety Strategy.//
- Tornado - //Shelter for a tornado. Follow Tornado Protocol.//

Public Address Release - //Students and Staff, the Shelter is released. All Clear.//

