



# AP Art and Design

## Expectations and Summer Homework

*Welcome to AP Art!!*

DUE AUG. 27<sup>TH</sup>  
2<sup>ND</sup> DAY OF SCHOOL

### EXPECTATIONS:

- This class consists of creating a portfolio of artwork that follows a "Sustained Investigation". That "SI" will take the form of a broad, complex question that you will explore through making artwork (15 artworks with process pages).
- The class itself will be a mix of open studio days, critique, advanced technique demos, one-on-one conferences, and writing about artwork.
- College Board also requires 5 artworks submitted as "Selected Works" meant to show depth of skill and knowledge, so the class will also seek to improve your technical compositions and art skills.
- There are 3 types of portfolios - 2D Art and Design, 3D Art and Design, and Drawing - each with slightly different rubrics and expectations.
- If you took this class before you will need to choose a different portfolio type than you have already completed.

### SUMMER HOMEWORK:

1. Begin to brainstorm your sustained investigation topic. Complete the mind map attached to this packet to generate ideas. Remember, this topic will certainly change (at least a little!) as you create artwork, and you should remain open to changing it completely when we begin our class in the fall.
2. Create practice process pages for a self-portrait that expresses your identity, example process pages and further instructions are attached.
3. Create a self-portrait that expresses your identity! See the attached examples and detailed instructions attached.



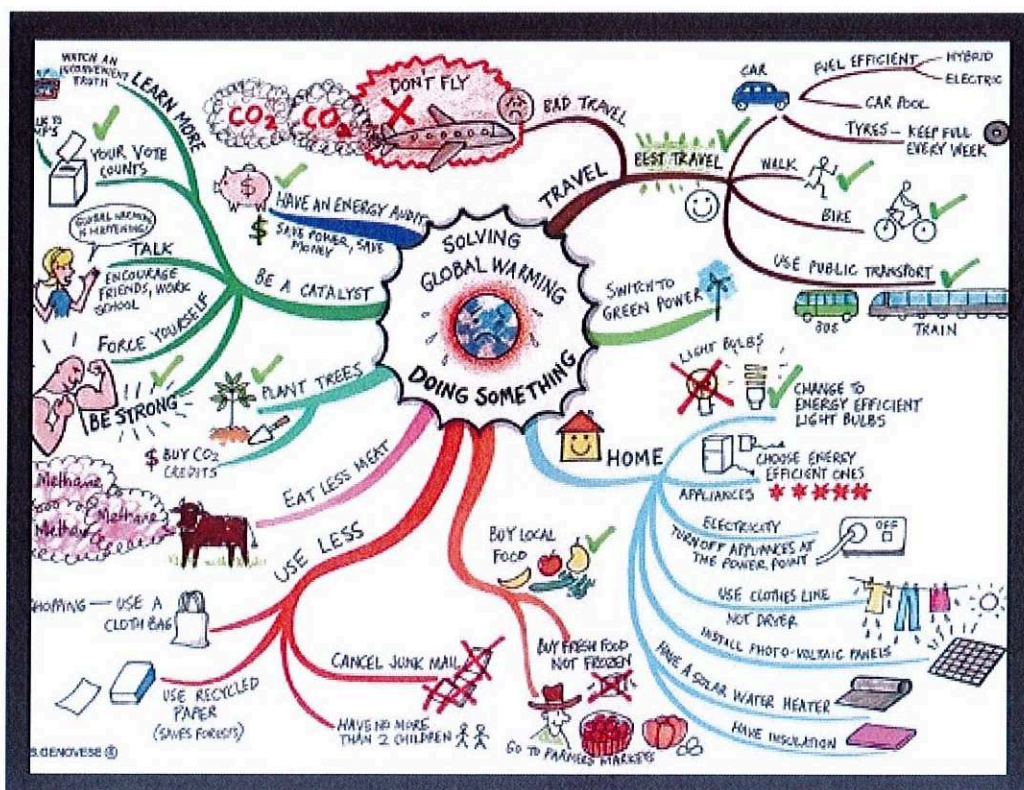
# #1. BRAINSTORMING & MIND MAP

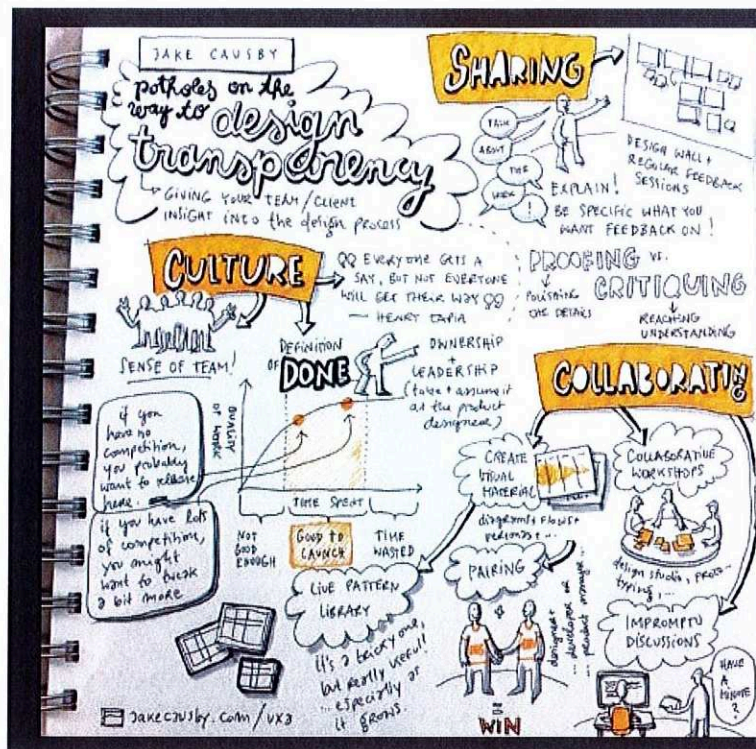
Complete the mind map with an idea you have for a sustained investigation topic. Start with a broad topic and each bubble that is attached should be more specific. Pick a topic you have a vested interest in, something broad enough that it contains many subtopics. Examples of topics are attached in the back of the packet, DO NOT COPY an idea from the list, but you are welcome to ADAPT one into something that is specifically your own.

Remember this is a topic you will be MAKING ARTWORK about for roughly a year, so don't pick something you are already burnt out on. If you don't like your first idea - GOOD. Our first ideas are rarely our best ones, complete this as many times as you need to. It's better to have a few ideas to choose from than to be stuck on one that's a dud.

Excellent mind maps will expand beyond the bubbles given and go in many directions.

## EXAMPLES

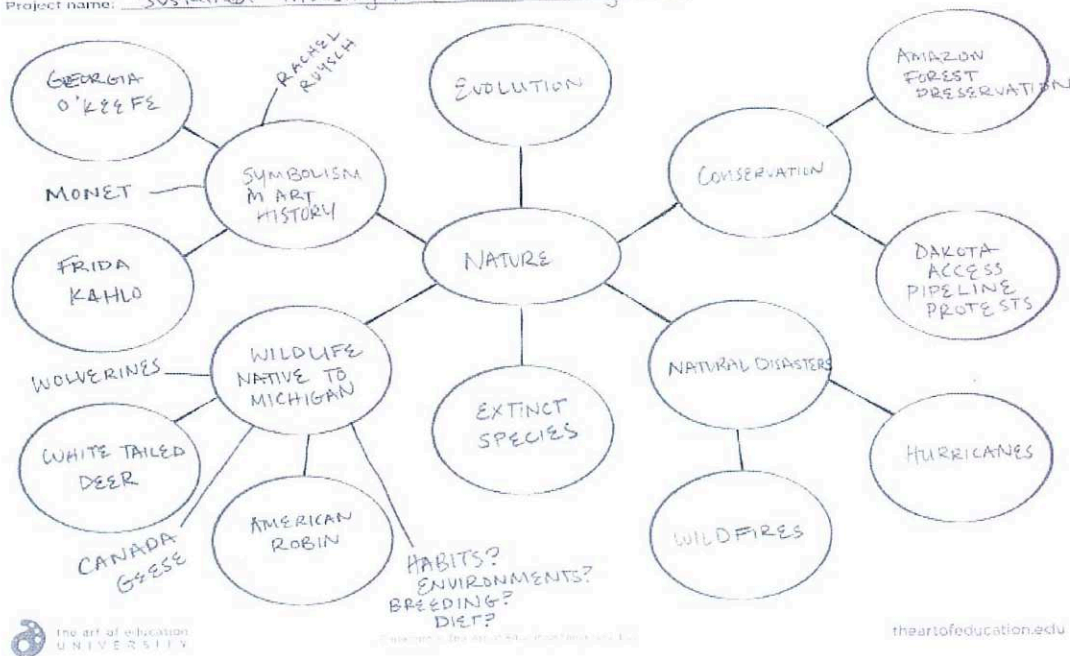




## CREATIVE MIND MAP

Let's brainstorm ideas and concepts in preparation for the upcoming project!

Student name: Mrs. McLanson Class: AP Art & Design  
 Project name: Sustained Investigation Brainstorming





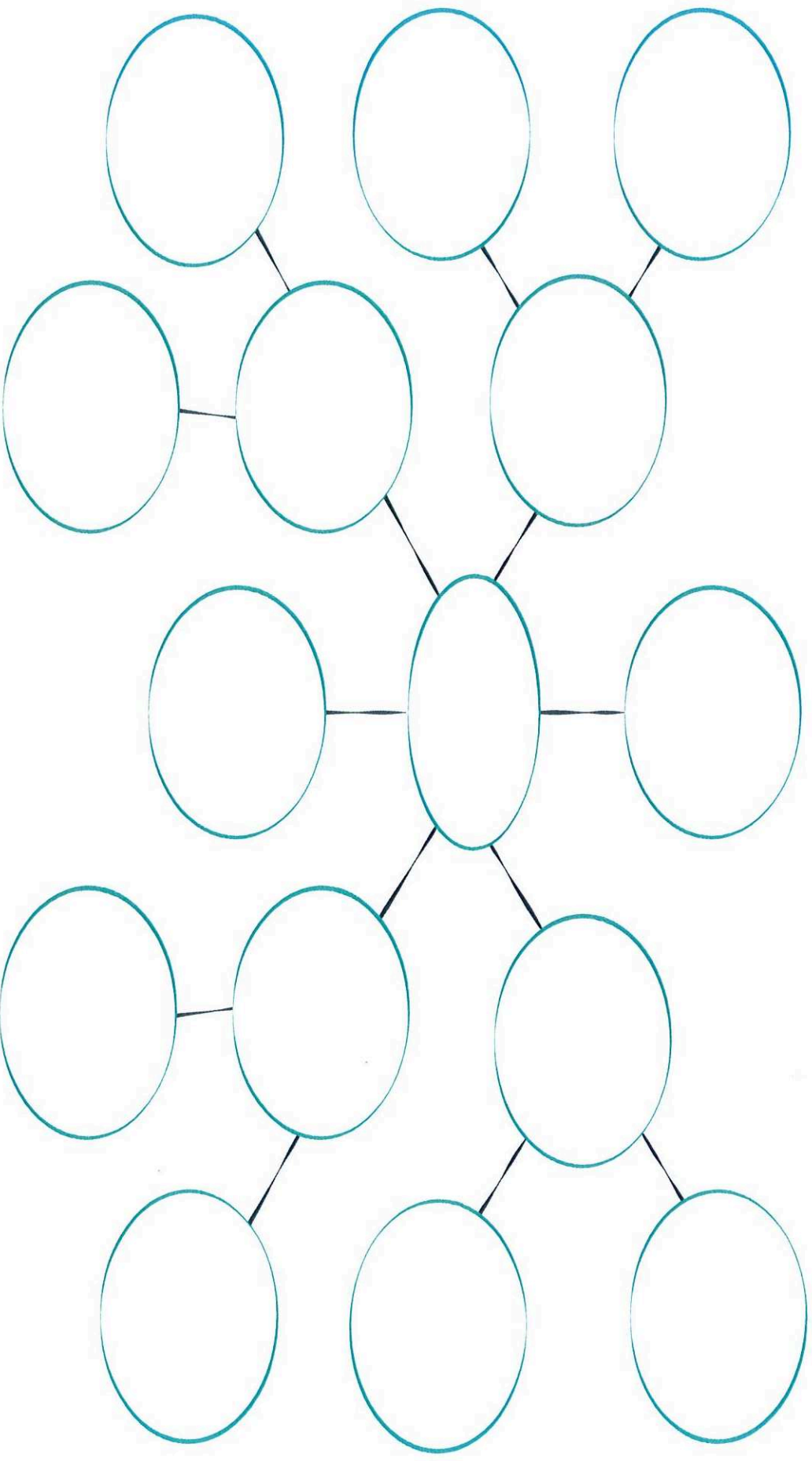
# CREATIVE MIND MAP

Let's brainstorm ideas and concepts in preparation for the upcoming project!

Student name: \_\_\_\_\_

Class: \_\_\_\_\_

Project name: \_\_\_\_\_



## #2. SELF PORTRAIT - PROCESS PAGES

Create 'process pages' for your self portrait. These process pages should be like sketches but MORE. Process pages should be 2 FULL PAGES and include:

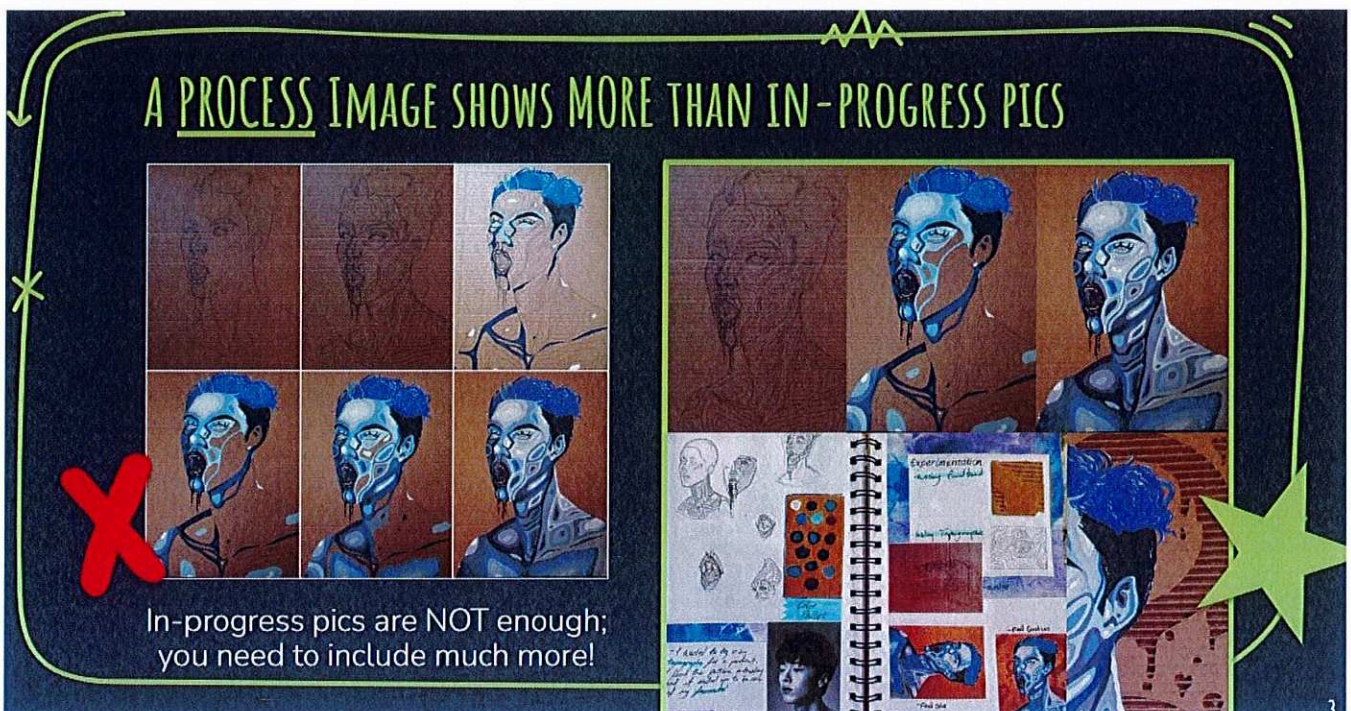
- Sketches - plan your colors, line work, composition, etc.
- Reference images - Where did you look for your ideas? For a self portrait, what photo of yourself did you look at? Are there objects in your artwork? What images (or real life objects that you can photograph, print, and attach to your sketchbook) inspired these objects?
- Artist examples - What artist has created artwork in the style or on the topic you are creating your artwork in? Some artists that work in portraiture are: Kehinde Wiley, Rembrandt Van Rijn, Frida Kahlo, Cindy Sherman, Jean Michel Basquiat, and Chuck Close.
- Writing - discuss your ideas, your critiques, and inspirations. Talk specifically about **P.R.E. Practice Revision Experimentation**. Practice - what skills or techniques did you practice during the planning or making of this artwork. Revision - How did your idea change as it developed? What feedback did you receive that pushed you to make a change? Experimentation - What risks did you take in this project? What new material or technique did you use? What new ideas did you experiment with?

These are the GENERAL requirements for this type of assignment every time you create them for this class.

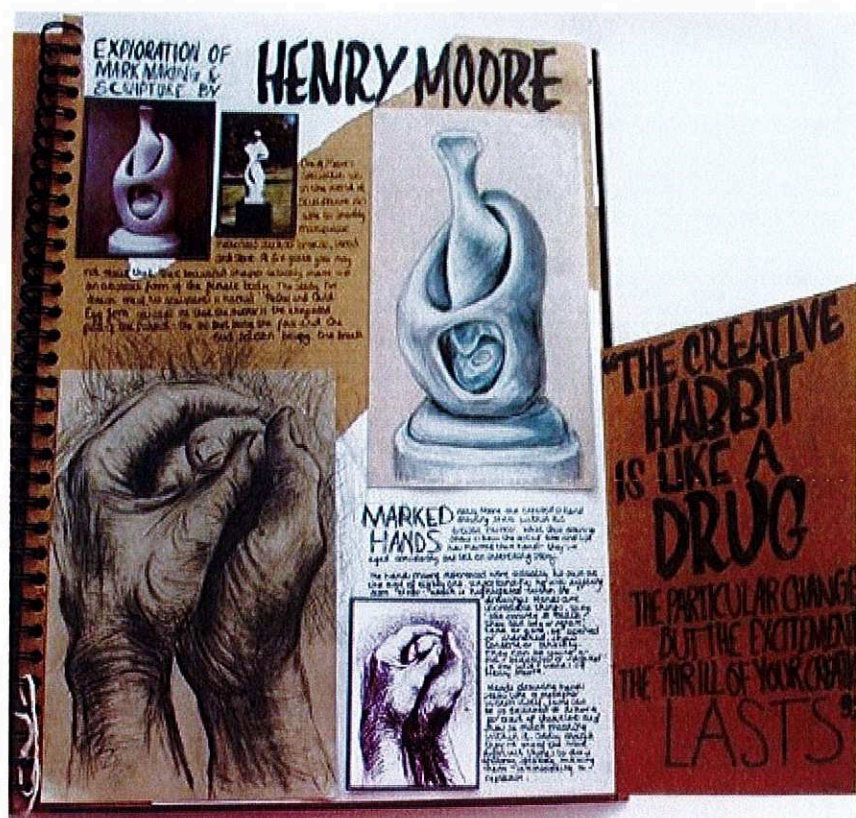
HOWEVER, for your summer work, these process pages MUST also be for the creation of your self portrait, so be sure to understand that assignment (#3 in this packet) before starting your process pages.

### EXAMPLES:









## #3. SELF PORTRAIT

This year in AP Art you are going to create artwork that expresses your knowledge and investigation of a topic. So, to get started you are going to create artwork about a topic I hope you are very familiar with - yourself!


For those of you who are not excited about the concept of a self portrait, relax, it does not need to include your face. However, if you are planning to do figure drawing or portraits as part of your investigation it would be a REALLY good idea to do it anyway.

If you have developed a Sustained Investigation topic that you can tie in with your self portrait - great! (Ex: a portfolio about nature conservation could include a self portrait that includes those themes) If not, that is okay, focus on your technical skill.

Your self portrait can be made of any material. Ex: colored pencils, acrylic, charcoal, clay, photography, digital drawing, ink pen, etc. Pick something you are already familiar with and try to deepen your skills. TAKE YOUR TIME!



## EXAMPLES





# AP Studio Art

## 99 Concentration Topics

Selecting a concentration topic is of paramount importance when it comes to developing the AP Studio Art Portfolio--students must select something that offers enough engagement and interest to complete 12 works relating to the same topic. Here are 99 topics to get you started thinking creatively. Each of the 99 has been used to receive a passing score on the AP Exam.

### Interactions

- Cliques and Social Groups
- Accidents or Chance Encounters
- People's Interaction with Music
- A Family Through Any Number of Years
- Encountering a New Person, Place, or Experience
- The Clash of Two Enemies
- How We Avoid Encounters We Do Not Want
- How People Meet, Talk, and Act Online
- A Party (Kid's Birthday, Retirement, Weekend House Party, etc.)
- When Disparate Cultures Come Into Contact
- Between Human and Animal

### Technical Concerns

- Light and Shadow
- Reflections on a Variety of Surfaces
- Folds and Fabrics with Pattern
- Creating Depth through Use of Line
- Illustrating a Single Story Using a Specific Artistic Style
- Hands in Various Poses, Done with Various Media
- Landscapes (or other subjects) Painted in Varying Color Schemes
- Drawing with Nontraditional Materials/ Drawing on Nontraditional Surfaces
- Positive and Negative Space
- Closeups that Show Texture
- Water and Refraction

### Combinations and Juxtapositions

- Plants and Organic Material with Buildings
- Transportation Through Natural Areas
- Urban v. Rural Life
- Technology with Old/Antique/Vintage Items
- Size Distortions that Equalize or Enhance Everyday Objects
- Indigenous People in Modern Life
- Uniting Against and Enemy
- Twins and Their Lives
- Animals and the Food They Become
- Instruments and People Playing Them
- Disparate Objects Placed Together in Still Lifes

### Society and Human Interaction

- Society's Greatest Advances Come at What Cost?
- Costumes and Clothing from Different Parts of the World
- Settings and Costumes from Various Time Periods
- Consumers and Consuming
- Dichotomy Between Rich and Poor
- Bad Choices Teenagers Make
- Beauty in an Impoverished Environment
- Lifestyles of the Homeless
- Social Issues
- Work Based on Crime
- Document Your Community



*How to begin:*

# INQUIRY DEVELOPMENT

SUCCESS ON THE AP ART + DESIGN PORTFOLIO

MEANS THAT WRITING IS PRACTICED BEGINNING

EARLY IN THE SCHOOL YEAR AND OFTEN,

ARTISTS SHOULD HAVE THE FREEDOM TO PURSUE

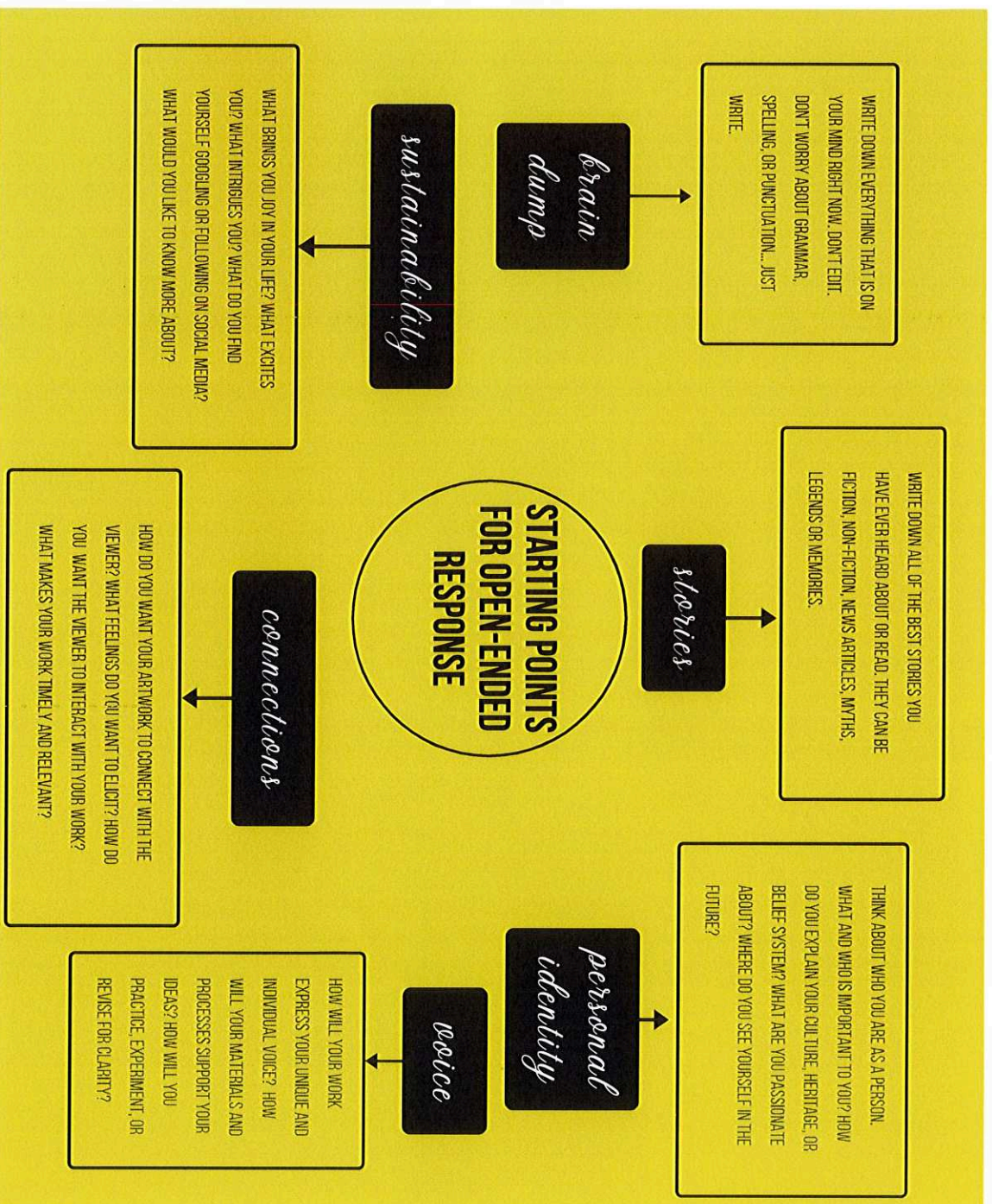
MEANINGFUL IDEAS.

USE THESE STARTING POINTS, EITHER INDIVIDUALLY

OR TOGETHER, TO BEGIN DEVELOPING IDEAS FOR AN

INQUIRY THAT LEADS TO SUSTAINED

INVESTIGATION.





# Theme vs. Sustained Investigation

## THEME

(YOU DON'T WANT THEME-BASED ART)

All artwork is based upon things you already know.

Example:

"Things I am scared of:"

Snakes---(You already knew you were afraid of snakes. You did not have to investigate this.)

The dark---(You already knew you were afraid of the dark. You did not have to investigate this.)

Deep water---(You already knew you were afraid of deep water. You did not have to investigate this.)

The unknown---(You already knew you were afraid of the unknown. You did not have to investigate this.)

Mean people---(You already knew you were afraid of mean people. You did not have to investigate this.)

If a student did an artwork about each one of these, they would all be separate artworks that did not build on each other. That means the sustained investigation did not guide the artworks.

\*\*\*These topics can all be very interesting to make art about. There is nothing wrong about them at all. Just make sure to make a sustained investigation about them if in AP art.

## SUSTAINED INVESTIGATION

(YOU DO WANT ART BASED ON A SUSTAINED INVESTIGATION)

The artwork is based on things you had to think about and research.

Example:

Come up with a question you really can investigate--something you don't already know.

Artwork #1--led to new discoveries and became the basis for 5 more artworks--(just saying 5 more artworks, could be 3 more, could be 4 more--doesn't have to be 5).

Artwork #7--led to new discoveries and without making #7, you never could have come up with your idea for artworks 8-11.

This is what it means when it says that the sustained investigation question guides the artwork.

### Examples of questions that you don't already know the answer to are:

- How have fears impacted my life?
- How can I become less codependent?
- How can I set healthy boundaries in a relationship?
- How can I grow from past struggles?
- Why do we judge ourselves so harshly?
- How can I improve my mental health?

Jiro Masuda (AP reader for 4 years and 4 years (as of 2021) AP table leader--trains AP readers on the rubric) said "how" questions can be too vague and score low. He gives his students 2 sentences to answer a "What" question and 1 sentence to answer a "why" question for their sustained investigation. (Shared by permission).

Basically, the questions above are general and can be made more specific. They are just general ideas to get students thinking about what their more narrowed questions can be.