Douglas County School District
Financial Plan & Budget

Revised Budget | 2023-2024

Douglas County School District
Learn Today, Lead Tomorrow

2023-2024 Revised Budget
Table of Contents

2023-2024 Revised Budget
Table of Contents

Douglas County School District

Learn Today, Lead Tomorrow

EXECUTIVE SUMMARY

DOUGLAS COUNTY SCHOOL DISTRICT, Re. 1
Colorado

BOARD OF EDUCATION

Christy Williams
President
Director, District E

Kaylee Winegar
Vice President
Director, District G

Valerie Thompson
Treasurer
Director, District F

Becky Myers
Secretary
Director, District D

Susan Meek
Director, District A

Brad Geiger
Director, District C

Vacant
Director, District B

MEMBERS OF CABINET

Erin Kane
Superintendent

Danelle Hiatt
Deputy Superintendent

Danny Winsor
Assistant Superintendent

Matt Reynolds
Learning Services Officer

Jana Schleusner
Chief Financial Officer

Mark Blair
Chief Technology Officer

Richard Cosgrove
Chief Operations Officer

Amanda Thompson
Chief Human Resources Officer

Stacy Rader
Chief Communications Officer

Mary Kay Klimesh
General Counsel

DOUGLAS COUNTY SCHOOL DISTRICT BUDGET COMMITMENTS FOR 2023-2024

Douglas County School District will continue to drive as much funding as reasonably possible to school budgets and employee compensation while still maintaining critical supports.

The largest budget priority for 2023-2024 was to continue to invest in DCSD employees with the goal to be able to recruit, retain, develop and reward the best employees for students. Staff continually refine the Site-Based Budget (SBB) weighted student funding methodology for neighborhood schools and prioritize the ability for schools to maintain school purchasing power to offset compensation increases. Within the Adopted Budget, DCSD invested of $51 million or a 7% increase in expenditures in the Combined General Fund with over half of the increase in compensation. Additionally, the 2023 Mill Levy Override passed since the budget was adopted is providing an additional $66 million for compensation and safety needs for DCSD and its charter schools.

DCSD transitioned away from zero-based budgeting to priorities based budgeting for 2022-2023 and continued to use priorities based budgeting in 2023-2024. The priorities of the budget are aligned with the Superintendent Kane's priorities and reflect the cost of necessary support and services for schools and students.

On June 20, 2023, the DCSD Board of Education adopted a budget that used $1.2 million of fund balance within the General Fund (where budgeted expenditures exceed budgeted revenue). The School Finance Act set the Per Pupil Revenue for DCSD at $10,145 which represented a $954 per student increase from the 2022-2023 Adopted Budget. Funded Pupil Count (FPC) projections were lower for 2023-2024 than 2022-2023 with 422 less funded pupils including charter school funded pupils. Overall, this increase to Per Pupil Revenue and combined with decrease in Funded Pupil Count equated to an overall increase in Total Program for DCSD of $51.4 million year-over-year. The Colorado Department of Education has not formally revised the Per Pupil Revenue to reflect actual student enrollment statewide as well as certification of mill levies for property tax collection which affects the local share of the Total Program formula. DCSD will adjust its budget for any revision to Per Pupil Revenue with the Final Revised Budget. The draft amount is still subject to change as the State's Supplemental Budget will not be signed by the Governor until later this spring. Changes to enrollment and the associated Funded Pupil Count are outlined on page 3. As part of the 2023-2024 Revised Budget, staff recommend that the Board of Education approve a $1.8 million use of fund balance within the General Fund plus a set aside of a $20 million committed reserve for a potential set aside for 5B One-Time Bridge (Emergency Capital Needs) to be spent in 2024-2025. With this budgeted use of fund balance and increase to committed and assigned reserves, District unassigned reserves will still be budgeted at $64.3 million.

DCSD commits to a 100% equal per pupil share of mill levy override funds with District-authorized charter schools based on charter schools' actual funded pupil count in the 2023-2024 Revised Budget. Please see the LINK to the Board of Education resolution from June 5, 2018 for more information.

2023-2024 CHANGES TO BUDGET SINCE ADOPTION ON JUNE 20, 2023

The District's financial plan, adopted in June of the year prior to the budget year, may be amended with respect to both revenues and expenditures by the Board of Education prior to January 31st of the current year. After January 31st, supplemental budgets may be amended when money for a specific purpose, other than ad valorem taxes, becomes available to meet a contingency per C.R.S. 22-44-110(5). The Board of Education may revise the total budget for any of the funds due to unforeseen circumstances that did not exist at the time of the original budget adoption, such as emergencies or unanticipated revenues.

School districts in Colorado are funded based on the Student October Count. The Adopted Budget was built with projected enrollment before Student October Count. Year-over-year from October 2022 to October 2023, DCSD FPC decreased 1,290 funded pupils from 63,158 to 61,866. Please note that for this year only, unlike in previous years, the 2023 funded pupil count is still a draft due to a late revision of the pupil count submission to the Colorado Department of Education. Year-over-year DCSD enrollment (all students) decreased 908 students from 62,872 to 61,964. Of this decrease in students, 165 were in charter schools which means district-run schools actually decreased 743 students year over year. The decrease in FPC is greater than the decrease in enrollment due to the exclusion of Early Childhood from the FPC calculation in 2023. October 2023 compared to projected enrollment for 2023-2024 resulted in a decrease of 870 funded pupils from 62,736 to 61,866. The major cause of the decrease from projected enrollment was due to decreased enrollment at HOPE Online, a multi-district online charter school within DCSD. The decrease in funded pupil count resulted in a decrease of $8.8 million from the Adopted to Revised Budget in the Total Program formula.

While the State has released draft revisions to Per Pupil Revenue (PPR), staff elected to keep PPR flat at $10,145 for the Revised Budget. The draft changes are still subject to change with the State Supplemental Budget later this spring. Overall, the decrease in funding was largely passed on to charter schools based on the schools' Student October Count.

In addition to the changes in funding from the School Finance Act, the revised budget reflects the 2023 Mill Levy Override passed since the budget was adopted providing an additional $66 million for compensation and safety needs for DCSD and its charter schools. More information on the 2023 Mill Levy Override is available on page 5.

The most significant revisions to the General Fund budgeted expenditures are as follows:

- Neighborhood schools' Site-Based Budgets (SBB) increased $0.6 million to reflect actual Student October Count inclusive of full allocation of enrollment reserve.
- Carry Over of $19.8 million allocated to schools in September to allow schools the discretion to spend carry over while budgets were initially built at schools without the carry over.
- Significant number of vacant budgeted positions in support staff contributed to reduction in full time equivalent (FTE) salaries and benefits with corresponding increases to supplies, capital equipment and purchased services in order to support contractors to perform work related to unfilled positions or provide resources for critical systems and buildings. Combined with a reallocation of unneeded assigned reserves, this allocated $8.3 million to aforementioned supports.
- All current staff received 2023 Mill Levy Override associated pay increase totaling $46 million district allocation and $14 million charter allocation.
- Added safety and security enhancements from 2023 Mill Levy Override of $6 million.

More information on the Planned Uses of 2023 Mill Levy Override is available on page 5. Please also note that for this year only, prior year actuals are from a draft audit due to 60 day extension on 2022-2023 audit.

2023-2024 USE OF DISTRICT CONTINGENCY

The 2023-2024 Adopted Budget included $6,827,000 of District contingency. As of January 23, 2024 the contingency has a remaining balance of $1,568,848. The following uses have been approved by the Superintendent's Cabinet since July 1, 2023. All uses are organized chronologically based on approval date.

2023-2024 General Fund Contingency
As of July 1, 2023

	Adopted Budget Contingency Beginning Balance	**$ 6,827,000**
	Use of Contingency	
Aug-23	fiber cabeling for Stone Canyon	$ 225,000
Aug-23	Student Learning Plan software and School Resource Officer contract shortfall	$ 346,235
Aug-23	Athletics and Activities support	$ 12,814
Aug-23	Substitute coverage for Special Education staff professional development	$ 298,000
Aug-23	Third Party Special Needs & Foster Student Transportation	$ 1,640,980
Sep-23	Student Support Services contractors for mental health and health wellness services	$ 54,120
Sep-23	Additional school-based Special Education staff	$ 316,316
Oct-23	Additional school-based Special Education staff	$ 209,620
Nov-23	Additional school-based Special Education staff	$ 69,938
Dec-23	auditing of website and communications materials for ADA/accessibility compliance	$ 20,000
Dec-23	infrastructure improvements to increase network bandwidth	$ 240,000
Dec-23	Waste Management trash utilities contract increase	$ 125,178
Jan-24	fiber upgrades at Stone Canyon	$ 920,000
Jan-24	increase Special Education out of district tuition for facility placements	$ 779,951
	Total Use of Contingency	**$ 5,258,152**
	Contingency Balance	**$ 1,568,848**
	Contingency Balance % Remaining	**23%**

PLANNED USES OF 2023 MILL LEVY OVERRIDE 2023-2024 REVISED BUDGET

The voters of Douglas County passed a tax increase in the November 2023 general election on behalf of Douglas County School District. The 2023 Mill Levy Override (MLO), also referred to as 5A, increased the property taxes by $66 million annually beginning in 2024 tax collection year. The planned uses of the tax increase are as follows:

- $60 million for competitive compensation with $46 million for district allocation and $14 million for charter allocation based on student count
- Teachers (licensed staff) received 9.2% average pay increase
- Classified staff received 9% pay increase
- All other staff received 7% pay increase
- $6 million for added safety and security enhancements for additional school resource officer support, additional campus security specialists at all district-run elementary schools and an annual security equipment allowance

Pay increases were retroactive to the beginning of the school year with lump sum payments on January 2024 paychecks and the new rate of pay will begin in February 2024 for all staff. This means that the full $60 million in compensation will be expensed in 2023-2024 despite the passage of the MLO almost halfway through the fiscal year.

A portion of the safety and security enhancements for school resource office support will be held in an assigned reserve within the General Fund for 2023-2024 to be spent in 2024-2025 once all contracts are finalized and new positions filled.

2023-2024 BUDGET COMBINED GENERAL FUND SCHOOL vs. SCHOOL SUPPORT vs. CENTRAL

The following illustrative example demonstrates that approximately 70% of Combined General Fund expenditures (excluding Charter School Pass Through) are spent directly in schools.

Per Pupil Expense: Neighborhood Schools Only

	2022-2023 Final Revised		2023-2024 Adopted		2023-2024 Revised	
Expenditures	**Per Pupil Amount**	**Percent of Total Expense**	**Per Pupil Amount**	**Percent of Total Expense**	**Per Pupil Amount**	**Percent of Total Expense**
Direct School Expenditures						
Site Based Budget Allocation	$ 4,425	35.6%	$ 4,701	36.0%	$ 4,711	34.0%
Discretionary (SBB Allocation)	1,152	9.3%	925	7.1%	1,221	8.8%
Non-Discretionary (SBB Allocation)	2,667	21.5%	3,053	23.4%	3,073	22.2%
Alternative School Allocation	320	2.6%	386	3.0%	386	2.8%
Utilities	265	2.1%	286	2.2%	290	2.1%
Department Head Pay	7	0.1%	9	0.1%	9	0.1%
Total Direct School Expenditures	**$ 8,836**	**71.1%**	**$ 9,360**	**71.7%**	**$ 9,691**	**69.9%**
School Support Expenditures						
SPED and ECE SPED - Non SBB Allocation	$ 726	5.8%	$ 775	5.9%	$ 852	6.2%
Transportation Interfund Transfer	366	2.9%	568	4.3%	615	4.4%
Operations and Maintenance	433	3.5%	451	3.5%	476	3.4%
Student Support Services	422	3.4%	393	3.0%	475	3.4%
Athletics and Activities	126	1.0%	151	1.2%	156	1.1%
Security	177	1.4%	140	1.1%	215	1.6%
Post Secondary Education	167	1.3%	230	1.8%	238	1.7%
Curriculum, Instruction and Professional Growth	102	0.8%	72	0.5%	119	0.9%
Internet and Phones Service	31	0.2%	33	0.3%	34	0.2%
Assessment	56	0.4%	51	0.4%	49	0.4%
Planning and Construction and Chief Operating Officer	28	0.2%	29	0.2%	29	0.2%
Classroom Applications Licensing and Support	7	0.1%	11	0.1%	13	0.1%
Total School Support Expenditures	**$ 2,641**	**21.2%**	**$ 2,903**	**22.2%**	**$ 3,272**	**23.6%**
System Wide Expenditures						
Information Technology	$ 295	2.4%	$ 149	1.1%	$ 204	1.5%
Business Services	121	1.0%	123	0.9%	130	0.9%
Human Resources	90	0.7%	85	0.7%	89	0.6%
Workday, Infinite Campus and Other Systems Licensing and Support	62	0.5%	69	0.5%	69	0.5%
Worker's Compensation	51	0.4%	53	0.4%	57	0.4%
Risk Management	71	0.6%	69	0.5%	74	0.5%
Firewall, Servers, Other Operations Licensing and Support and Data Center	61	0.5%	61	0.5%	61	0.4%
School Leadership	65	0.5%	45	0.3%	64	0.5%
Choice Office and Home Education Partnership	32	0.3%	32	0.2%	32	0.2%
Legal	31	0.2%	32	0.2%	32	0.2%
Communications	30	0.2%	26	0.2%	30	0.2%
Superintendent	15	0.1%	14	0.1%	15	0.1%
Board of Education	16	0.1%	13	0.1%	14	0.1%
Sick Leave Severance	11	0.1%	11	0.1%	11	0.1%
Mobile Moves	2	0.0%	14	0.1%	9	0.1%
Total System Wide Expenditures	**$ 954**	**7.7%**	**$ 795**	**6.1%**	**$ 892**	**6.4%**
Total Per Pupil Expenditures	**$ 12,432**	**100.0%**	**$ 13,058**	**100.0%**	**$ 13,855**	**100.0%**


Douglas
County
School District
Learn Today, Lead Tomorrow

SUMMARY OF COMBINED GENERAL FUNDS
2023-2024 REVISED BUDGET

	General Fund (10)	Outdoor Education Fund (13)	Capital Projects Fund (14)	Full Day Kindergarten Fund (15)	Transportation Fund (25)
Beginning Fund Balance	$ 156,071,067	$ 104,615	$ 17,007,255	$ -	$ 2,729,579
Revenues					
Property Taxes	$ 421,994,956	$ -	$ -	$ -	$ -
Specific Ownership Taxes	34,090,662	-	-	-	-
Other Local Income	34,393,751	1,522,580	1,795,495	-	1,661,775
Intergovernmental	381,513,975	27,476	-	-	5,063,728
Other	-	-	4,900,000	-	-
Total Revenues	**$ 871,993,344**	**$ 1,550,056**	**$ 6,695,495**	**$ -**	**$ 6,725,503**
Expenditures					
Salaries	388,181,293	934,687	-	-	14,691,063
Benefits	141,170,465	309,247	-	-	6,310,821
Purchased Services	52,370,711	141,085	5,194	-	10,080,786
Contracts w/ Charter Schools	194,839,101	-	-	-	-
Supplies	47,379,724	176,908	-	-	3,455,177
Equipment	-	-	12,137,809	-	1,200,000
Other	1,869,576	39,658	-	-	(817,443)
Total Expenditures	**$ 825,810,870**	**$ 1,601,585**	**$ 12,143,003**	**$ -**	**$ 34,920,404**
BOE Contingency	$ 1,568,848	$ -	$ -	$ -	$ -
Net Income/(Loss)	**$ 44,613,626**	**$ (51,529)**	**$ (5,447,508)**	**$ -**	**$ (28,194,901)**
Transfers In/(Out)	(46,434,747)	681	7,166,017	-	27,193,112
Net Change in Fund Balance	**$ (1,821,121)**	**$ (50,848)**	**$ 1,718,509**	**$ -**	**$ (1,001,789)**
Ending Fund Balance	**$ 154,249,946**	**$ 53,767**	**$ 18,725,764**	**$ -**	**$ 1,727,790**
TABOR Reserve	20,645,000	-	-	-	-
BOE Reserve	20,645,000	-	-	-	-
School Carry Over Reserve	19,775,125	-	2,974,250	-	-
Medicaid Carry Over Reserve	1,273,670	-	-	-	-
Mental Health and Security Grant	28,502	-	-	-	-
Assignment of 2018 Mill Levy Override	3,372,977	-	-	-	-
Assignment of 2023 Mill Levy Override	990,569	-	-	-	-
Enrollment Reserve	-	-	-	-	-
Potential Set Aside for 5B One-Time Bridge (Emergency Capital Needs)	20,000,000	-	-	-	-
Multi-Year Lease Reserve	3,218,115	-	-	-	-
SPED/Mental Health Reserve	5,701	-	-	-	-
Ending Fund Balance - after reserves	$ 64,295,287	$ 53,767	$ 15,751,514	$ -	$ 1,727,790

- *General Fund 10 - accounts for 76% of all the financial activity in the District inclusive of teacher salary and benefits as well as supplies and services*
- *Outdoor Education Fund 13 - accounts for the financial activity associated with Stone Canyon Outdoor Edventures, a District program providing outdoor educational experiences to 5th and 6th grade students*
- *Capital Projects Fund 14 - accounts for the financial activity associated with building remodels, equipment purchases and technology devices with a value of $5,000 or more*
- *Full Day Kindergarten Fund (FDK) 15 – accounted for the financial activity associated with the FDK tuition based program at many of the District elementary schools. This fund was discontinued with implementation of state-funded FDK.*
- *Transportation Fund 25 – accounts for the financial activity associated with transporting students to and from school as well as field trips and athletic events*

SUMMARY OF SPECIAL REVENUE FUNDS
2023-2024 REVISED BUDGET

	Nutrition Services NSLP Fund (21)	Nutrition Services Non-NSLP Fund (28)	Governmental Designated Purpose Grants Fund (22)	Pupil Activity Fund (23)	Athletics and Activities Fund (26)	Child Care Fund (29)
Beginning Fund Balance	$ 5,079,435	$ -	$ -	$ 1,196,462	$ 2,903,952	$ 5,782,084
Revenues						
Property Taxes	-	-	-	-	-	-
Specific Ownership Taxes	-	-	-	-	-	-
Other Local Income	6,662,974	-	114,097	-	14,431,662	10,203,710
Intergovernmental	23,377,364	-	17,061,557	-	-	23,074
Other	-	-	-	-	-	-
Total Revenues	**$ 30,040,338**	**$ -**	**$ 17,175,654**	**$ -**	**$ 14,431,662**	**$ 10,226,784**
Expenditures						
Salaries	10,990,776	-	9,286,534	-	7,534,137	7,958,530
Benefits	4,129,073	-	3,035,369	-	1,843,676	2,487,090
Purchased Services	366,971	-	2,841,287	-	4,157,195	1,416,548
Contracts w/ Charter Schools	-	-	-	-	-	-
Supplies	17,587,039	-	1,283,955	1,196,462	6,097,050	358,153
Equipment	475,000	-	47,962	-	249,901	-
Other	1,121,500	-	680,547	-	553,106	788,781
Total Expenditures	**$ 34,670,359**	**$ -**	**$ 17,175,654**	**$ 1,196,462**	**$ 20,435,065**	**$ 13,009,102**
BOE Contingency	$ -	$ -	$ -	$ -	$ -	$ -
Net Income/(Loss)	**$ (4,630,021)**	**$ -**	**$ -**	**$ (1,196,462)**	**$ (6,003,403)**	**$ (2,782,318)**
Transfers In/(Out)	2,879,595	-	-	-	6,512,459	1,563,758
Net Change in Fund Balance	**$ (1,750,426)**	**$ -**	**$ -**	**$ (1,196,462)**	**$ 509,056**	**$ (1,218,560)**
Ending Fund Balance	**$ 3,329,009**	**$ -**	**$ -**	**$ -**	**$ 3,413,008**	**$ 4,563,524**
TABOR Reserve	-	-	-	-	-	-
BOE Reserve	-	-	-	-	-	-
School Carry Over Reserve	-	-	-	-	3,413,008	-
Medicaid Carry Over Reserve	-	-	-	-	-	-
Mental Health and Security Grant	-	-	-	-	-	-
Assignment of 2018 Mill Levy Override	-	-	-	-	-	-
Assignment of 2023 Mill Levy Override	-	-	-	-	-	-
Enrollment Reserve	-	-	-	-	-	-
Potential Set Aside for 5B One-Time Bridge (Emergency Capital Needs)	-	-	-	-	-	-
Multi-Year Lease Reserve	-	-	-	-	-	-
SPED/Mental Health Reserve	-	-	-	-	-	-
Ending Fund Balance - after reserves	$ 3,329,009	$ -	$ -	$ -	$ -	$ 4,563,524

- *Nutrition Services NSLP Fund 21 – accounts for the financial activity associated with breakfast and lunch meal services provided to schools on the National School Lunch Program*
- *Nutrition Services Non - NSLP Fund 28 – accounted for the financial activity associated with catering, a la carte and lunch meal services provided to schools not on the National School Lunch Program; this fund will not be used in 2023-2024 due to the Healthy School Meals for All program implementation*
- *Governmental Designated Purpose Grants Fund 22 – accounts for the financial activity associated with our federal and state grants inclusive of Title I and IDEA (Individual Disabilities Education Act)*
- *Pupil Activity Fund 23 – accounted for the financial activity associated with student led and controlled clubs and activities that may include fundraisers and donation projects to other non-profit organizations; this fund will not be used in 2023-2024*
- *Athletics and Activities Fund 26 – accounts for the financial activity associated with all the sports and activities offered at the District's secondary schools*
- *Child Care Fund 29 – accounts for the financial activity associated with the 45 Before and After School Care programs at District schools*

SUMMARY OF OTHER DISTRICT FUNDS
2023-2024 REVISED BUDGET

	Bond Redemption Fund (31)	Certificate of Participation Lease Payment Fund (39)	Building Funds (41 and 45)	Medical and Dental Fund (65)	Short Term Disability Insurance Fund (66)	Private Purpose Trust Fund (75)
Beginning Fund Balance	$ 77,167,416	$ 4,724	$ 7,909,008	$ 957,265	$ 248,732	$ 24,379
Revenues						
Property Taxes	53,918,578	-	-	-	-	-
Specific Ownership Taxes	-	-	-	-	-	-
Other Local Income	1,820,085	2,454	575,963	59,497,909	671,269	52,000
Intergovernmental	-	-	-	-	-	-
Other	-	-	-	-	-	-
Total Revenues	**$ 55,738,663**	**$ 2,454**	**$ 575,963**	**$ 59,497,909**	**$ 671,269**	**$ 52,000**
Expenditures						
Salaries	-	-	-	-	-	-
Benefits	-	-	-	-	-	-
Purchased Services	5,297	4,064	18,294	59,155,386	790,098	-
Contracts w/ Charter Schools	-	-	-	-	-	-
Supplies	-	-	-	-	-	-
Equipment	-	-	8,466,677	-	-	-
Other	52,967,969	1,119,125	-	-	-	48,000
Total Expenditures	**$ 52,973,266**	**$ 1,123,189**	**$ 8,484,971**	**$ 59,155,386**	**$ 790,098**	**$ 48,000**
BOE Contingency	$ -	$ -	$ -	$ -		$ -
Net Income/(Loss)	**$ 2,765,397**	**$ (1,120,735)**	**$ (7,909,008)**	**$ 342,523**	**$ (118,829)**	**$ 4,000**
Transfers In/(Out)	-	1,119,125	-	-	-	-
Net Change in Fund Balance	**$ 2,765,397**	**$ (1,610)**	**$ (7,909,008)**	**$ 342,523**	**$ (118,829)**	**$ 4,000**
Ending Fund Balance	**$ 79,932,813**	**$ 3,114**	**$ -**	**$ 1,299,788**	**$ 129,903**	**$ 28,379**
TABOR Reserve	-	-	-	-	-	-
BOE Reserve	-	-	-	-	-	-
School Carry Over Reserve	-	-	-	-	-	-
Medicaid Carry Over Reserve	-	-	-	-	-	-
Mental Health and Security Grant	-	-	-	-	-	-
Assignment of 2018 Mill Levy Override	-	-	-	-	-	-
Assignment of 2023 Mill Levy Override	-	-	-	-	-	-
Enrollment Reserve	-	-	-	-	-	-
Potential Set Aside for 5B One-Time Bridge (Emergency Capital Needs)	-	-	-	-	-	-
Multi-Year Lease Reserve	-	-	-	-	-	-
SPED/Mental Health Reserve	-	-	-	-	-	-
Ending Fund Balance - after reserves	$ 79,932,813	$ 3,114	$ -	$ 1,299,788	$ 129,903	$ 28,379

- *Bond Redemption Fund 31 – accounts for the financial activity associated with the collection of property taxes and the payment of principal and interest on general obligation bond debt approved by the taxpayer through an election*
- *COP Lease Payment Fund 39 – accounts for the financial activity associated with the payment of principal and interest on certificates of participation authorized by the Board of Education and funded through a transfer from General Fund*
- *Building Funds 41 and 45 – accounts for the financial activity associated with capital projects and equipment funded from the proceeds of General Obligation Bonds as well as Certificates of Participation*
- *Self-Insured Health Funds 65 and 66 – accounts for the financial activity associated with the payment of premiums and claims associated with the Medical and Short Term Disability Insurance programs*
- *Private Purpose Trust Fund 75 – accounts for the financial activity associated with the Philip S Miller Trust providing scholarships to Castle Rock area high school students at Castle View, Douglas County, Renaissance Secondary and*

BUDGETED REVENUES
ADOPTED AS OF JUNE 20, 2023

The funded pupil count (FPC) in 2023-2024 is projected to be 62,736, of which 2,200 are multi-district online students. When calculating FPC, half day kindergarten students count as 0.58 funded pupils and full day kindergarten students count as 1.00 funded pupils. Beginning with 2023-2024, early childhood education enrollment is not included within the funded pupil count calculation as the implementation of Universal Preschool (UPK) provides funding through the Department of Early Childhood and not the Department of Education and associated School Finance Act. DCSD is funded based on FPC and not enrollment which is defined as total students educated. Enrollment in 2023-2024 is projected to be 63,895. Total enrollment is projected to increase 1,023 students.

TOTAL SOURCES BY FUND	2023-2024 Adopted Budgeted Revenues			
Fund	Beginning Fund Balance	Revenues	Transfers In	Total Sources
General (see chart below)	$ 145,532,507	$ 807,379,286	$ -	$ 952,911,793
Outdoor Education	89,826	1,533,101	23,084	1,646,011
Capital Projects	16,947,424	496,370	59,923	17,503,717
Full Day Kindergarten	-	-	-	-
Transportation	2,095,782	6,638,388	25,207,437	33,941,607
Total Combined General Fund	**$ 164,665,539**	**$ 816,047,145**	**$ 25,290,444**	**$ 1,006,003,128**
Nutrition Services NSLP	3,329,009	28,818,249	1,045,352	33,192,610
Nutrition Services Non-NSLP	-	-	-	-
Governmental Designated Purpose Grants	-	15,945,449	-	15,945,449
Pupil Activity	1,024,078	-	-	1,024,078
Athletics and Activities	2,452,815	14,077,662	6,334,674	22,865,151
Child Care	4,456,753	10,753,476	1,075,537	16,285,766
Total Special Revenue Fund	**$ 11,262,655**	**$ 69,594,836**	**$ 8,455,563**	**$ 89,313,054**
Bond Redemption	73,192,652	57,148,726	-	130,341,378
Certificates of Participation (COP) Lease Payments	2,453	2,454	1,119,125	1,124,032
Total Debt Service and Lease Payment Fund	**$ 73,195,105**	**$ 57,151,180**	**$ 1,119,125**	**$ 131,465,410**
Bond Building	5,107,056	250,000	-	5,357,056
Certificates of Participation (COP) Building	-	-	-	-
Total Building Fund	**$ 5,107,056**	**$ 250,000**	**$ -**	**$ 5,357,056**
Medical and Dental	503,502	59,497,909	-	60,001,411
Short Term Disability Insurance	214,350	671,269	-	885,619
Total Internal Service Fund	**$ 717,852**	**$ 60,169,178**	**$ -**	**$ 60,887,030**
Private Purpose Trust	24,379	52,000	-	76,379
Total Trust and Agency Fund	**$ 24,379**	**$ 52,000**	**$ -**	**$ 76,379**

2023-2024 General Fund Revenues by Type on a Per Pupil Basis

Per Pupil Revenue from State	**$**	**10,145**
Mill Levy Override		1,175
Other Intergovernmental Revenue		812
School-Based Revenue		159
SOT out of Formula		215
Charter Purchased Service Revenue		160
Other Local Revenue		204
Total Per Pupil Revenue	**$**	**12,869**

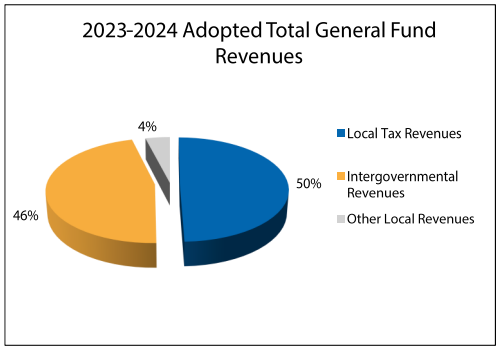

BUDGETED REVENUES
REVISED AS OF JANUARY 23, 2024

The actual funded pupil count (FPC) in 2023-2024 is 61,866 of which 1,365 are multi-district online students. When calculating FPC, half day kindergarten students count as 0.58 funded pupils, full day kindergarten students count as 1.00 funded pupils. Beginning with 2023-2024, early childhood education enrollment is not included within the funded pupil count calculation as the implementation of Universal Preschool (UPK) provides funding through the Department of Early Childhood and not the Department of Education and associated School Finance Act. DCSD is funded based on FPC and not enrollment which is defined as total students educated. Enrollment in 2023-2024 is 61,964. Total enrollment decreased 908 students from 2022-2023.

TOTAL SOURCES BY FUND	2023-2024 Revised Budgeted Revenues			
Fund	Beginning Fund Balance	Revenues	Transfers In	Total Sources
General (see chart below)	$ 156,071,067	$ 871,993,344	$ -	$ 1,028,064,411
Outdoor Education	104,615	1,550,056	681	1,655,352
Capital Projects	17,007,255	6,695,495	7,166,017	30,868,767
Full Day Kindergarten	-	-	-	-
Transportation	2,729,579	6,725,503	27,193,112	36,648,194
Total Combined General Fund	**$ 175,912,516**	**$ 886,964,398**	**$ 34,359,810**	**$ 1,097,236,724**
Nutrition Services NSLP	5,079,435	30,040,338	2,879,595	37,999,368
Nutrition Services Non-NSLP	-	-	-	-
Governmental Designated Purpose Grants	-	17,175,654	-	17,175,654
Pupil Activity	1,196,462	-	-	1,196,462
Athletics and Activities	2,903,952	14,431,662	6,512,459	23,848,073
Child Care	5,782,084	10,226,784	1,563,758	17,572,626
Total Special Revenue Fund	**$ 14,961,933**	**$ 71,874,438**	**$ 10,955,812**	**$ 97,792,183**
Bond Redemption	77,167,416	55,738,663	-	132,906,079
Certificates of Participation (COP) Lease Payments	4,724	2,454	1,119,125	1,126,303
Total Debt Service and Lease Payment Fund	**$ 77,172,140**	**$ 55,741,117**	**$ 1,119,125**	**$ 134,032,382**
Bond Building	7,909,008	575,963	-	8,484,971
Certificates of Participation (COP) Building	-	-	-	-
Total Building Fund	**$ 7,909,008**	**$ 575,963**	**$ -**	**$ 8,484,971**
Medical and Dental	957,265	59,497,909	-	60,455,174
Short Term Disability Insurance	248,732	671,269	-	920,001
Total Internal Service Fund	**$ 1,205,997**	**$ 60,169,178**	**$ -**	**$ 61,375,175**
Private Purpose Trust	24,379	52,000	-	76,379
Total Trust and Agency Fund	**$ 24,379**	**$ 52,000**	**$ -**	**$ 76,379**

2023-2024 General Fund Revenues by Type on a Per Pupil Basis

Per Pupil Revenue from State	**$ 10,145**
Mill Levy Override	2,258
Other Intergovernmental Revenue	877
School-Based Revenue	162
SOT Out of Formula	218
Charter Purchased Service Revenue	132
Other Local Revenue	263
Total Per Pupil Revenue	**$ 14,054**

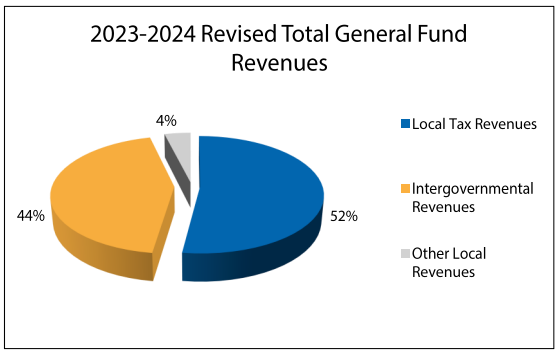

BUDGETED EXPENDITURES ADOPTED AS OF JUNE 20, 2023

Salaries and **Benefits** account for the largest component of General Fund expenditures at 84% of the total. The Adopted Budget includes contingency in the total amount of $6.8 million.

TRANSFERS AND EXPENDITURES BY FUND	2023-2024 Adopted Budgeted Expenditures & Transfers		
Fund	**Budgeted Expenditures**	**Budgeted Transfers Out**	**Total Budgeted Activity**
General (see chart below)	$ 773,681,606	$ 34,865,132	$ 808,546,738
Outdoor Education	1,533,101	-	1,533,101
Capital Projects	5,883,360	-	5,883,360
Full Day Kindergarten	-	-	-
Transportation	33,162,954	-	33,162,954
Total Combined General Fund	**$ 814,261,021**	**$ 34,865,132**	**$ 849,126,153**
Nutrition Services NSLP	29,863,601	-	29,863,601
Nutrition Services Non-NSLP	-	-	-
Governmental Designated Purpose Grants	15,945,449	-	15,945,449
Pupil Activity	1,024,078	-	1,024,078
Athletics and Activities	20,412,336	-	20,412,336
Child Care	12,390,757	-	12,390,757
Total Special Revenue Fund	**$ 79,636,221**	**$ -**	**$ 79,636,221**
Bond Redemption	52,973,266	-	52,973,266
Certificates of Participation (COP) Lease Payments	1,123,189	-	1,123,189
Total Debt Service and Lease Payment Fund	**$ 54,096,455**	**$ -**	**$ 54,096,455**
Bond Building	5,357,056	-	5,357,056
Certificates of Participation (COP) Building	-	-	-
Total Building Fund	**$ 5,357,056**	**$ -**	**$ 5,357,056**
Medical and Dental	56,655,386	-	56,655,386
Short Term Disability Insurance	790,098	-	790,098
Total Internal Service Fund	**$ 57,445,484**	**$ -**	**$ 57,445,484**
Private Purpose Trust	48,000	-	48,000
Total Trust and Agency Fund	**$ 48,000**	**$ -**	**$ 48,000**

Please note that the table above includes budgeted transfers of $34.9 million. The general fund pass through to charters is $186.0 million. Both of these figures are excluded from the graph to the right.

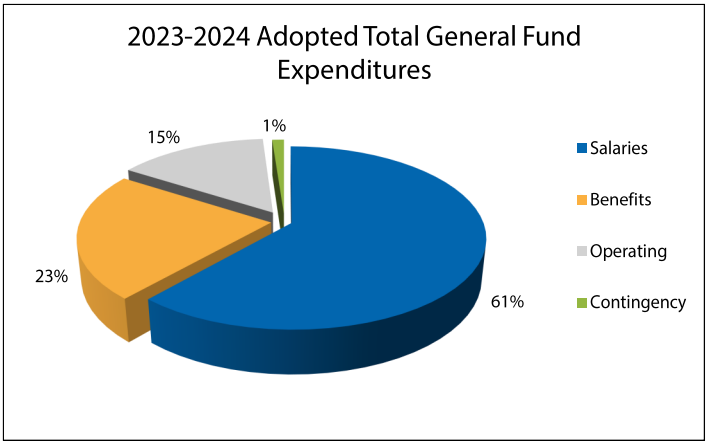

BUDGETED EXPENDITURES
REVISED AS OF JANUARY 23, 2024

Salaries and **Benefits** account for the largest component of General Fund expenditures at 84% of the total. The Revised Budget includes contingency in the total amount of $1.6 million.

TRANSFERS AND EXPENDITURES BY FUND	2023-2024 Revised Budgeted Expenditures & Transfers		
Fund	Budgeted Expenditures	Budgeted Transfers Out	Total Budgeted Activity
General (see chart below)	$ 827,379,718	$ 46,434,747	$ 873,814,465
Outdoor Education	1,601,585	-	1,601,585
Capital Projects	12,143,003	-	12,143,003
Full Day Kindergarten	-	-	-
Transportation	34,920,404	-	34,920,404
Total Combined General Fund	**$ 876,044,710**	**$ 46,434,747**	**$ 922,479,457**
Nutrition Services NSLP	34,670,359	-	34,670,359
Nutrition Services Non-NSLP	-	-	-
Governmental Designated Purpose Grants	17,175,654	-	17,175,654
Pupil Activity	1,196,462	-	1,196,462
Athletics and Activities	20,435,065	-	20,435,065
Child Care	13,009,102	-	13,009,102
Total Special Revenue Fund	**$ 86,486,642**	**$ -**	**$ 86,486,642**
Bond Redemption	52,973,266	-	52,973,266
Certificates of Participation (COP) Lease Payments	1,123,189	-	1,123,189
Total Debt Service and Lease Payment Fund	**$ 54,096,455**	**$ -**	**$ 54,096,455**
Bond Building	8,484,971	-	8,484,971
Certificates of Participation (COP) Building	-	-	-
Total Building Fund	**$ 8,484,971**	**$ -**	**$ 8,484,971**
Medical and Dental	59,155,386	-	59,155,386
Short Term Disability Insurance	790,098	-	790,098
Total Internal Service Fund	**$ 59,945,484**	**$ -**	**$ 59,945,484**
Private Purpose Trust	48,000	-	48,000
Total Trust and Agency Fund	**$ 48,000**	**$ -**	**$ 48,000**

Please note that the table above includes budgeted transfers of $46.4 million. The general fund pass through to charters is $194.8 million. Both of these figures are excluded from the graph to the right.

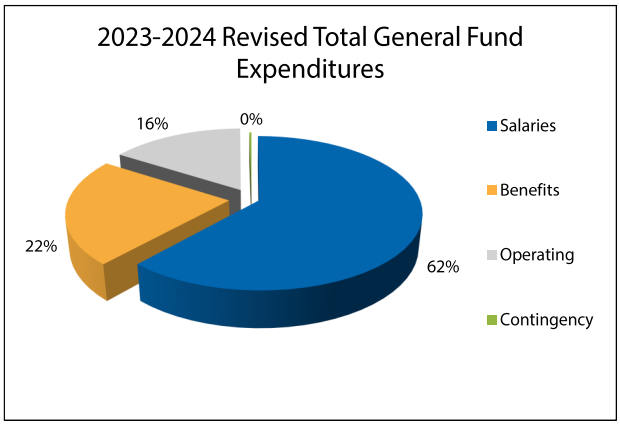

STAFF POSITION BUDGETS

Position Type	FTE
100 Administrators	**196**
Instruction	8
Support - Students	2
Support Services - General Administration	1
Support Services - School Administration	4
Support Services - Business	5
Support Services - Central and Other	176
200 Licensed - Instructional	**3685**
Support Services - Central and Other	3
Instruction	3219
Support - Students	374
Support - Instructional Staff	61
Support Services - School Administration	27
Operations and Maintenance Services	1
300 Professional	**310**
Support - Students	22
Support - Instructional Staff	74
Support Services - General Administration	3
Support Services - Business	32
Operations and Maintenance Services	15
Student Transportation Services	16
Support Services - Central and Other	73
Food Services Operations	15
Enterprise Operations	56
Facilities Acquisition and Construction Services	3
Instruction	2
400 Paraprofessionals	**1329**
Instruction	1077
Support - Students	52
Support - Instructional Staff	47
Student Transportation Services	74
Support Services - Central and Other	18
Enterprise Operations	61
Support Services - General Administration	0
500 Office/Administrative Support	**409**
Support - Students	25
Support - Instructional Staff	26
Support Services - General Administration	8
Support Services - School Administration	271
Support Services - Business	7
Operations and Maintenance Services	12
Student Transportation Services	30
Support Services - Central and Other	20
Food Services Operations	6
Enterprise Operations	4
Instruction	1
600 Crafts, Trades, and Services	**892**
Support Services - Business	3
Operations and Maintenance Services	376
Student Transportation Services	230
Food Services Operations	281
Enterprise Operations	3
Grand Total	**6821**

DCSD is budgeting for 6,821 full time equivalent positions in 2023-2024. The positions are organized below by job classification for the type of position and further by program for the type of service provided. This does not include charter school employees, but does include all District funds.

Administrators - An administrator is an individual who performs managerial activities, and is responsible for developing or interpreting policies or regulations and executing those policies or regulations through the direction of individuals at all levels, and may supervise other employees.

Licensed - Instructional - Licensed staff perform duties requiring a high degree of knowledge and skills acquired through at least a baccalaureate degree including skills in the field of education or educational psychology.

Professional - Professional staff perform assignments requiring a high degree of knowledge and skills usually acquired through at least a baccalaureate degree but not requiring skills in the field of education.

Paraprofessional - Paraprofessionals perform activities supporting professional individuals/functions within the organization.

Office/Administrative Support - Office support perform the activities of preparing, transcribing, systematizing or preserving communications, records, and transactions.

Crafts, Trades, and Services - Trades staff perform tasks that require skill levels which can be acquired through on-the-job training and experience or through apprenticeship or other formal training programs.

**FTE Count and Employee Count are different. Employee Count is the number of employees, while FTE Count is the scheduled work hours per week for each employee.*

COMBINED GENERAL FUND BUDGETS

GENERAL FUND REVENUES

	Audited Actuals 2022-2023	Adopted Budget 2023-2024	Revised Budget 2023-2024
Balance on Hand July 1	**152,766,801**	**145,532,507**	**156,071,067**
Revenues			
Local Taxes			
Property Tax (In SFA)	218,952,243	293,405,887	282,281,956
Budget Override	73,713,000	73,713,000	139,713,000
Specific Ownership Taxes (In SFA)	18,537,938	19,533,487	20,624,909
Specific Ownership Taxes (Out of SFA)	14,079,968	13,465,753	13,465,753
Subtotal Local Taxes	$ 325,283,150	$ 400,118,127	$ 456,085,618
Intergovernmental Revenue			
Equalization Entitlements	341,554,364	323,543,016	327,261,438
Special Education	21,763,064	24,626,967	24,626,967
Vocational Education	935,940	938,000	832,566
Gifted & Talented	627,289	627,289	656,600
Charter School Capital Construction	4,963,445	4,963,443	5,542,663
Federal - Medicaid Reimbursement	4,653,954	4,382,362	5,555,254
State PERA Contribution	21,023,982	9,000,000	9,000,000
Universal Preschool Program	-	4,215,432	5,699,958
Other	2,545,992	2,179,501	2,338,529
Subtotal Intergovernmental Revenue	$ 398,068,031	$ 374,476,010	$ 381,513,975
Other Local Revenue			
General Fund Interest	5,058,748	3,800,894	6,844,701
Charter School Purchased Services	9,237,511	10,026,196	8,140,365
Preschool	1,638,038	647,190	715,418
School Based	8,904,021	9,314,559	9,289,559
Concurrent Enrollment	4,710,814	5,073,750	5,073,750
Other	7,065,239	3,922,560	4,329,958
Subtotal Other Local Revenue	$ 36,614,371	$ 32,785,149	$ 34,393,751
Total Revenue	**$ 759,965,551**	**$ 807,379,286**	**$ 871,993,344**
Total Program Funding*	**$ 580,423,129**	**$ 636,482,390**	**$ 627,633,005**

** Equalization Entitlements plus Property Tax (in School Finance Act) plus Specific Ownership Taxes (in School Finance Act)*

GENERAL FUND EXPENDITURES

	Audited Actuals 2022-2023	Adopted Budget 2023-2024	Revised Budget 2023-2024
Expenditures			
Salaries	334,119,541	361,337,424	388,181,293
Administrators	20,011,043	20,492,315	22,284,174
Certified	220,433,867	243,370,992	263,967,840
ProTech	15,798,178	17,696,245	18,241,559
Classified	50,288,821	66,995,074	68,695,220
Substitutes	8,560,626	7,281,678	8,491,430
Overtime	704,304	465,793	466,215
Additional Pay	18,322,703	5,035,327	6,034,855
Benefits	116,488,271	123,645,803	132,170,465
State PERA Contribution	21,023,982	9,000,000	9,000,000
Subtotal - Salaries & Benefits	$ 471,631,794	$ 493,983,227	$ 529,351,758
Purchased Professional Services	10,804,616	10,143,595	18,152,211
Purchased Property Services	13,621,188	14,037,541	15,279,579
Other Purchased Services	19,210,900	17,942,164	18,938,921
Supplies	32,840,696	43,021,716	47,379,724
Equipment	1,798,472	-	-
Other	5,664,275	1,723,206	1,869,576
Total Expenditures	**$ 555,571,940**	**$ 580,851,449**	**$ 630,971,769**
Charter School Pass Through	166,792,982	186,003,157	194,839,101
Transfers			
Outdoor Education Fund	23,084	23,084	681
Transportation Fund	16,603,238	25,207,437	27,193,112
Capital Projects Fund	11,723,234	59,923	7,166,017
Nutrition Services NSLP Fund	362,884	1,045,352	2,879,595
Nutrition Services Non-NSLP Fund	268,718	-	-
Child Care Fund	560,107	1,075,537	1,563,758
Athletics & Activities Fund	5,437,684	6,334,674	6,512,459
COP Lease Payments Fund	1,118,885	1,119,125	1,119,125
Total Transfers	$ 36,097,834	$ 34,865,132	$ 46,434,747
Total Expenditures and Transfers	**$ 758,462,757**	**$ 801,719,738**	**$ 872,245,617**
BOE Contingency - 1%	-	6,827,000	1,568,848
Change in Fund Balance	**1,502,795**	**(1,167,452)**	**(1,821,121)**
Ending Fund Balance	154,269,596	144,365,055	154,249,946
TABOR Reserve - 3%	20,645,000	20,480,000	20,645,000
BOE Reserve - 3%	20,645,000	20,480,000	20,645,000
School Carry Over Reserve	19,775,125	20,006,096	19,775,125
Medicaid Carry Over Reserve	1,273,670	1,009,719	1,273,670
Mental Health and Security Grant	28,502	15,526	28,502
Enrollment Reserve	-	2,432,000	-
Multi-Year Lease Reserve	3,782,903	3,218,115	3,218,115
SPED/Mental Health Reserve	370,782	662,504	5,701
Potential Set Aside for 5B One-Time Bridge (Emergency Capital Needs)	-	-	20,000,000
Assignment of 2018 Mill Levy Override	3,372,977	6,918,453	3,372,977
Assignment of 2023 Mill Levy Override	-	-	990,569
Ending Fund Balance - after reserves	**$ 84,375,637**	**$ 69,142,642**	**$ 64,295,287**

OUTDOOR EDUCATION FUND 13

This tuition-based fund accounts for activity associated with an outdoor learning environment where students are engaged in experiential learning activities. In addition to developing knowledge of the ecological surroundings, students are also involved in problem solving, being creative and constructing meaningful solutions. This fund is included in the Combined General Fund for purposes of financial reporting in the Annual Comprehensive Financial Report.

	Audited Actuals 2022-2023	Adopted Budget 2023-2024	Revised Budget 2023-2024
Balance on Hand July 1	**25,065**	**89,826**	**104,615**
Revenues			
Tuition	1,137,254	1,522,580	1,522,580
Grant	108,572	10,521	27,476
Other	10,560	-	-
Total Revenue	**$ 1,256,386**	**$ 1,533,101**	**$ 1,550,056**
Transfer from General Fund	23,084	23,084	681
Total Sources	**$ 1,304,535**	**$ 1,646,011**	**$ 1,655,352**
Expenditures			
Salaries	670,288	882,547	934,687
Benefits	230,506	293,518	309,247
Purchased Services	118,572	141,085	141,085
Supplies	154,644	176,293	176,908
Equipment	6,237	-	-
Field Trips & Other	19,671	39,658	39,658
Total Expenditures	**$ 1,199,919**	**$ 1,533,101**	**$ 1,601,585**
Change in Fund Balance	$ 79,551	$ 23,084	$ (50,848)
Ending Fund Balance - after reserves	**$ 104,616**	**$ 112,910**	**$ 53,767**

CAPITAL PROJECTS FUND 14

This fund was created in 2010-2011 to account for the acquisition of capital assets that were formerly reported in the District's Special Revenue Fund, Capital Reserve Fund 21. This Capital Projects Fund accounts for activity associated with the acquisition of capital assets defined in BOE policy DID: Capital Asset Reporting and Inventories, as those items or groups of items that have a value of $5,000 or more with a useful life greater than one year. This fund is included in the Combined General Fund for purposes of financial reporting in the Annual Comprehensive Financial Report.

	Audited Actuals 2022-2023	Adopted Budget 2023-2024	Revised Budget 2023-2024
Balance on Hand July 1	**10,172,826**	**16,947,424**	**17,007,255**
Revenues			
Revenue in Lieu of Land	740,029	496,370	1,795,495
Investment Earnings	-	-	-
Sale of Land or Buildings	4,960,350	-	4,900,000
Other	6,482,789	-	-
Total Revenue	**$ 12,183,168**	**$ 496,370**	**$ 6,695,495**
Transfer from General Fund	11,723,234	59,923	7,166,017
Total Sources	**$ 34,079,228**	**$ 17,503,717**	**$ 30,868,767**
Expenditures			
Salaries	-	-	-
Benefits	-	-	-
Purchased/Property Services	183,558	-	5,194
Equipment/Building	16,876,578	5,883,360	12,137,809
Other	11,837	-	-
Total Expenditures	**$ 17,071,973**	**$ 5,883,360**	**$ 12,143,003**
Change in Fund Balance	$ 6,834,429	$ (5,327,067)	$ 1,718,509
Balance on Hand June 30 - Revenue in Lieu of Land	**$ 5,170,613**	**$ 4,884,280**	**$ 6,291,164**
Assigned to School Carry Over	**$ 897,421**	**3,001,945**	**$ 2,974,250**
Ending Fund Balance - after reserves	**$ 10,939,221**	**$ 3,734,132**	**$ 9,460,350**

FULL DAY KINDERGARTEN FUND 15

This fund's revenues came from tuition paid by families to access a full day kindergarten program at many of the District's elementary schools. Prior to HB19-1262, the School Finance Act only provided funding for half day Kindergarten at 0.58 FTE. Included in this fund were reserves designated for tuition scholarships meeting the needs of the District's at-risk kindergarten students. Effective with the 2019-2020 Adopted Budget, all expenditures for full day kindergarten have been recorded in the General Fund and tuition is not collected. This fund is included in the Combined General Fund for purposes of financial reporting in the Annual Comprehensive Financial Report.

	Audited Actuals 2022-2023	Adopted Budget 2023-2024	Revised Budget 2023-2024
Balance on Hand July 1	-	-	-
Revenues			
Tuition	-	-	-
Contributions/Donations	-	-	-
Other	-	-	-
Total Revenue	**$ -**	**$ -**	**$ -**
Transfer from General Fund	-	-	-
Total Sources	**$ -**	**$ -**	**$ -**
Expenditures			
Salaries	-	-	-
Benefits	-	-	-
Purchased Services	-	-	-
Supplies	-	-	-
Other	-	-	-
Total Expenditures	**$ -**	**$ -**	**$ -**
Change in Fund Balance	$ -	$ -	$ -
Assigned to School Carry Over	**$ -**	**$ -**	**$ -**
Ending Fund Balance - after reserves	**$ -**	**$ -**	**$ -**

TRANSPORTATION FUND 25

This fund is used to account for revenues and expenditures associated with student transportation services inclusive of the specialized transportation associated with Special Education students. This fund is included in the Combined General Fund for purposes of financial reporting in the Annual Comprehensive Financial Report.

	Audited Actuals 2022-2023	Adopted Budget 2023-2024	Revised Budget 2023-2024
Balance on Hand July 1	**5,608,852**	**2,095,782**	**2,729,579**
Revenues			
Transportation Fees	1,036,376	1,140,000	911,775
State Categorical	4,821,667	4,748,388	5,063,728
Other	800,826	750,000	750,000
Total Revenue	**$ 6,658,869**	**$ 6,638,388**	**$ 6,725,503**
Transfer from General Fund	16,603,238	25,207,437	27,193,112
Total Sources	**$ 28,870,959**	**$ 33,941,607**	**$ 36,648,194**
Expenditures			
Salaries	10,594,431	14,702,507	14,691,063
Benefits	4,193,604	6,311,322	6,310,821
Purchased Services	8,309,256	8,298,391	10,080,786
Supplies	941,547	1,468,177	1,455,177
Fuel	1,893,519	2,000,000	2,000,000
Bus Purchases & Equipment	960,673	1,200,000	1,200,000
Field Trips and Other	(751,649)	(817,443)	(817,443)
Total Expenditures	**$ 26,141,380**	**$ 33,162,954**	**$ 34,920,404**
Change in Fund Balance	$ (2,879,274)	$ (1,317,129)	$ (1,001,789)
Ending Fund Balance - after reserves	**$ 2,729,579**	**$ 778,653**	**$ 1,727,790**


Douglas
County
School District
Learn Today, Lead Tomorrow

SPECIAL REVENUE FUND BUDGETS

NUTRITION SERVICES NSLP FUND 21

This Nutrition Services Fund is self-supporting and accounts for activities related to preparation of school meals in compliance with the National School Lunch Program (NSLP). This will be the only Nutrition Services Fund used in 2023-2024.

	Audited Actuals 2022-2023	Adopted Budget 2023-2024	Revised Budget 2023-2024
Balance on Hand July 1	**9,483,172**	**3,329,009**	**5,079,435**
Revenues			
Food Sales	12,051,772	5,153,467	5,161,556
Federal Reimbursement	6,186,839	12,195,954	8,452,529
Commodity Contribution	1,260,363	804,317	1,286,903
Miscellaneous	163,564	37,000	130,660
Sale of Capital Assets	79,524	-	83,855
State Match Child Nutr. & CDE Revenue	230,291	10,627,511	14,924,835
Total Revenues	**$ 19,972,352**	**$ 28,818,249**	**$ 30,040,338**
Transfer from General Fund	362,884	1,045,352	2,879,595
Total Sources	**$ 29,818,408**	**$ 33,192,610**	**$ 37,999,368**
Expenditures			
Salaries	6,447,342	10,120,016	10,990,776
Benefits	2,602,399	3,911,213	4,129,073
Food & Commodities	7,783,715	12,614,074	15,885,547
Purchased Services & Repairs	464,404	256,970	366,971
Supplies	1,198,427	1,454,828	1,701,492
Equipment	4,670,655	385,000	475,000
Other	1,572,032	1,121,500	1,121,500
Total Expenditures	**$ 24,738,973**	**$ 29,863,601**	**$ 34,670,359**
Change in Fund Balance	$ (4,403,737)	$ -	$ (1,750,426)
Ending Fund Balance - after reserves	**$ 5,079,435**	**$ 3,329,009**	**$ 3,329,009**

NUTRITION SERVICES NON-NSLP FUND 28

This Nutrition Services Fund was self-supporting and accounted for activities related to preparation of school meals in high schools and charter schools that were not participating in the National School Lunch Program. With the implementation of free meals for all students under Colorado's Healthy School Meals for All Program, this fund will no longer be used beginning in 2023-2024.

	Audited Actuals 2022-2023	Adopted Budget 2023-2024	Revised Budget 2023-2024
Balance on Hand July 1	**16,801**	**-**	**-**
Revenues			
Food Sales	5,561,520	-	-
Federal Reimbursement	-	-	-
Commodity Contribution	-	-	-
Miscellaneous	-	-	-
Sale of Capital Assets	-	-	-
State Match Child Nutr. & CDE Revenue	-	-	-
Total Revenues	**$ 5,561,520**	**$ -**	**$ -**
Transfer from General Fund	268,718	-	-
Total Sources	**$ 5,847,039**	**$ -**	**$ -**
Expenditures			
Salaries	2,008,286	-	-
Benefits	810,920	-	-
Food & Commodities	2,322,261	-	-
Purchased Services & Repairs	199,272	-	-
Supplies	272,339	-	-
Equipment	6,343	-	-
Other	227,619	-	-
Total Expenditures	**$ 5,847,039**	**$ -**	**$ -**
Change in Fund Balance	$ (16,801)	$ -	$ -
Ending Fund Balance - after reserves	**$ -**	**$ -**	**$ -**

GOVERNMENTAL DESIGNATED PURPOSE GRANTS FUND 22

This fund accounts for financial activities associated with most of the District's State and Federal grants.

	Audited Actuals 2022-2023	Adopted Budget 2023-2024	Revised Budget 2023-2024
Balance on Hand July 1	-	-	-
Revenues			
State Revenue	1,776,675	1,022,752	1,205,844
Federal Revenue	19,510,353	14,922,697	15,855,713
Other Revenue	172,351	-	114,097
Total Revenue	**$ 21,459,379**	**$ 15,945,449**	**$ 17,175,654**
Transfer from General Fund	-	-	-
Total Sources	**$ 21,459,379**	**$ 15,945,449**	**$ 17,175,654**
Expenditures			
Salaries	11,302,915	9,481,992	9,286,534
Benefits	3,659,422	3,795,113	3,035,369
Purchased/Property Services	3,688,374	1,327,243	2,841,287
Supplies	1,583,420	720,021	1,283,955
Equipment	70,690	106,123	47,962
Other	1,154,558	514,957	680,547
Total Expenditures	**$ 21,459,379**	**$ 15,945,449**	**$ 17,175,654**
Change in Fund Balance	$ -	$ -	$ -
Ending Fund Balance - after reserves	**$ -**	**$ -**	**$ -**

PUPIL ACTIVITY FUND 23

This fund was used to record financial transactions related to school-sponsored pupil organizations and activities. These activities are self-supporting and do not receive any direct or indirect District support. In 2020-2021 this fund was changed from Fund 74 and changed from an Agency Fund to a Special Revenue Fund. Effective with the 2023-2024 Adopted Budget, all activity within Fund 23 will move to either the General Fund for elementary schools or the Athletics and Activities Fund for secondary schools as it was determined that this type of school sponsored activity did not necessitate a separate fund once the fund was no longer classified as an Agency Fund.

	Audited Actuals 2022-2023	Adopted Budget 2023-2024	Revised Budget 2023-2024
Balance on Hand July 1	**1,224,000**	**1,024,078**	**1,196,462**
Revenue			
Pupil Activity	1,155,699	-	-
Total Revenue	**$ 1,155,699**	**$ -**	**$ -**
Transfer from General Fund	-	-	-
Total Sources	**$ 2,379,699**	**$ 1,024,078**	**$ 1,196,462**
Expenditures			
Pupil Activity			
Salaries	116,153	-	-
Benefits	26,890	-	-
Purchased/Property Services	398,302	-	-
Supplies	585,924	1,024,078	1,196,462
Equipment	29,472	-	-
Other	26,496	-	-
Total Pupil Activity	$ 1,183,237	$ 1,024,078	$ 1,196,462
Total Expenditures	**$ 1,183,237**	**$ 1,024,078**	**$ 1,196,462**
Change in Fund Balance	$ (27,538)	$ (1,024,078)	$ (1,196,462)
Assigned to School Program Carry Over	**$ 1,196,312**	**$ -**	**$ -**
Ending Fund Balance - after reserves	**$ 150**	**$ -**	**$ -**

ATHLETICS AND ACTIVITIES FUND 26

This fund accounts for all revenues and expenditures directly related to Colorado High School Activities Association (CHSAA) sponsored athletics and activities, as well as other District sponsored activities at middle and high schools.

	Audited Actuals 2022-2023	Adopted Budget 2023-2024	Revised Budget 2023-2024
Balance on Hand July 1	**2,504,281**	**2,452,815**	**2,903,952**
Revenues			
Student Fees	3,780,988	3,958,164	3,958,164
Gate Fees	1,476,586	1,414,753	1,414,753
Donations and Fundraising	3,189,366	2,996,139	3,346,139
Merchandise Sales	4,581,765	5,266,322	5,266,322
Other Pupil Income	199,615	442,284	446,284
Total Revenue	**$ 13,228,320**	**$ 14,077,662**	**$ 14,431,662**
Transfer from General Fund	5,437,684	6,334,674	6,512,459
Total Sources	**$ 21,170,285**	**$ 22,865,151**	**$ 23,848,073**
Expenditures			
Salaries	5,716,475	7,526,330	7,534,137
Benefits	1,309,201	1,849,407	1,843,676
Purchased Services	5,330,911	4,348,922	4,157,195
Supplies	5,273,055	6,119,732	6,097,050
Equipment	494,130	28,839	249,901
Field Trips and Other	142,563	539,106	553,106
Total Expenditures	**$ 18,266,333**	**$ 20,412,336**	**$ 20,435,065**
Change in Fund Balance	$ 399,671	$ -	$ 509,056
Assigned to School Carry Over	**$ 2,559,075**	**$ 2,452,815**	**$ 3,413,008**
Ending Fund Balance - after reserves	**$ 344,877**	**$ -**	**$ -**

CHILD CARE FUND 29

The Child Care Fund is self-supporting, and accounts for the activity associated with the District's Before and After School Enterprise (BASE). These programs are budgeted to be self-supporting with revenues derived from program enrollment fees charged on a per-child basis.

	Audited Actuals 2022-2023	Adopted Budget 2023-2024	Revised Budget 2023-2024
Balance on Hand July 1	**2,920,252**	**4,456,753**	**5,782,084**
Revenues			
Tuition	10,008,179	10,603,476	10,203,710
Grant	3,695,494	150,000	23,074
Other	1,647	-	-
Total Revenue	**$ 13,705,320**	**$ 10,753,476**	**$ 10,226,784**
Transfer from General Fund	560,107	1,075,537	1,563,758
Total Sources	**$ 17,185,679**	**$ 16,285,766**	**$ 17,572,626**
Expenditures			
Salaries	6,997,307	7,658,146	7,958,530
Benefits	2,383,706	2,413,637	2,487,090
Purchased Services	1,191,595	1,343,811	1,416,548
Supplies	395,210	202,997	358,153
Field Trips and Other	435,777	772,166	788,781
Total Expenditures	**$ 11,403,595**	**$ 12,390,757**	**$ 13,009,102**
Change in Fund Balance	$ 2,861,832	$ (561,744)	$ (1,218,560)
Assigned to BASE Program Carry Over	**$ -**	**$ -**	**$ -**
Ending Fund Balance - after reserves	**$ 5,782,084**	**$ 3,895,009**	**$ 4,563,524**


Douglas
County
School District
Learn Today, Lead Tomorrow

DEBT SERVICE AND LEASE PAYMENT FUND BUDGETS

BOND REDEMPTION FUND 31

This fund serves as the vehicle for recording dedicated property taxes and the payment of outstanding principal and interest on the District's General Obligation bonds.

	Audited Actuals 2022-2023	Adopted Budget 2023-2024	Revised Budget 2023-2024
Balance on Hand July 1	**63,480,642**	**73,192,652**	**77,167,416**
Revenues			
Property Taxes	54,305,654	54,568,823	53,918,578
Investment Earnings	2,085,170	2,579,903	1,820,085
Total Revenues	**$ 56,390,824**	**$ 57,148,726**	**$ 55,738,663**
Total Sources	**$ 119,871,466**	**$ 130,341,378**	**$ 132,906,079**
Expenditures			
Principal	23,550,000	37,720,000	37,720,000
Interest	18,192,633	15,247,969	15,247,969
Cost of Issuance	346,200	-	-
Fiscal Charges	207,527	5,297	5,297
Total Expenditures	**$ 42,296,361**	**$ 52,973,266**	**$ 52,973,266**
Other Financing Sources (Uses)			
Proceeds from Bond Refunding	86,550,000	-	-
Refunding Bond Premium	9,069,309	-	-
Payment to Refunding Bond Escrow Agent	(96,026,999)	-	-
Transfer to/(from) General Fund	-	-	-
Total Other Financing Sources (Uses)	**$ (407,690)**	**$ -**	**$ -**
Change in Fund Balance	$ 13,686,774	$ 4,175,460	$ 2,765,397
Ending Fund Balance - after reserves	**$ 77,167,416**	**$ 77,368,112**	**$ 79,932,813**

CERTIFICATES OF PARTICIPATION (COP) LEASE PAYMENT FUND 39

Pursuant to CDE Chart of Accounts, this fund is identified for non-voter approved lease payments.

	Audited Actuals 2022-2023	Adopted Budget 2023-2024	Revised Budget 2023-2024
Balance on Hand July 1	**2,842**	**2,453**	**4,724**
Revenues			
Interest on Investment	4,922	2,454	2,454
Certificate of Participation - AspenView	-	-	-
Total Revenues	**$ 4,922**	**$ 2,454**	**$ 2,454**
Total Sources	**$ 7,764**	**$ 4,907**	**$ 7,178**
Expenditures			
Principal Retirement	800,000	825,000	825,000
Interest	317,925	294,125	294,125
Debt Issuance Costs & Fiscal Charges	4,000	4,064	4,064
Total Expenditures	**$ 1,121,925**	**$ 1,123,189**	**$ 1,123,189**
Other Financing Sources (Uses)			
Proceeds from COP Refunding	-	-	-
Refunding COP Premium	-	-	-
Payment to Refunded Escrow Agent	-	-	-
Transfer from Other Funds	1,118,885	1,119,125	1,119,125
Total Other Financing Sources (Uses)	**$ 1,118,885**	**$ 1,119,125**	**$ 1,119,125**
Change in Fund Balance	$ 1,882	$ (1,610)	$ (1,610)
Ending Fund Balance - after reserves	**$ 4,724**	**$ 843**	**$ 3,114**


Douglas
County
School District
Learn Today, Lead Tomorrow

BUILDING FUND BUDGETS

BOND BUILDING FUND 41

The Building Fund is used to account for the management and actual construction of District facilities that are financed by General Obligation Bond (GO) proceeds.

	Audited Actuals 2022-2023	Adopted Budget 2023-2024	Revised Budget 2023-2024
Balance on Hand July 1	**40,624,932**	**5,107,056**	**7,909,008**
Revenues			
Bond Issuance	-	-	-
State Revenue from CDE	-	-	-
Interest	886,410	250,000	575,963
Total Revenue	**$ 886,410**	**$ 250,000**	**$ 575,963**
Transfer to/from Other Funds	-	-	-
Total Sources	**$ 41,511,342**	**$ 5,357,056**	**$ 8,484,971**
Expenditures			
Salaries	74,010	-	-
Benefits	19,287	-	-
Buildings & Building Improvements	33,180,291	5,338,762	8,466,677
Purchased Services	200,977	18,294	18,294
Supplies	127,770	-	-
Debt Issuance Costs & Fiscal Charges	1,323	-	-
Other	(1,323)	-	-
Total Expenditures	**$ 33,602,335**	**$ 5,357,056**	**$ 8,484,971**
Change in Fund Balance	$ (32,715,925)	$ (5,107,056)	$ (7,909,008)
Ending Fund Balance - after reserves	**$ 7,909,007**	**$ -**	**$ -**

CERTIFICATES OF PARTICIPATION (COP) BUILDING FUND 45

This fund has been established to account for capital projects funded with the proceeds from the sale of Certificates of Participation Building Fund. This fund accounted for the activity associated with capital projects identified in the DCSD Master Capital Plan. All Certificate of Participation Building Fund proceeds were spent by June 2018 and beginning fund balance for 2023-2024 is $0.

	Audited Actuals 2022-2023	Adopted Budget 2023-2024	Revised Budget 2023-2024
Balance on Hand July 1	-	-	-
Revenues			
COP Issuance	-	-	-
Premium on Bond	-	-	-
Investment Earnings	-	-	-
Total Revenue	**$ -**	**$ -**	**$ -**
Transfer from General Fund	-	-	-
Total Sources	**$ -**	**$ -**	**$ -**
Expenditures			
Salaries	-	-	-
Benefits	-	-	-
Building & Building Improvements	-	-	-
Purchased Services	-	-	-
Supplies	-	-	-
Other	-	-	-
Total Expenditures	**$ -**	**$ -**	**$ -**
Change in Fund Balance	$ -	$ -	$ -
Ending Fund Balance - after reserves	**$ -**	**$ -**	**$ -**


Douglas
County
School District
Learn Today, Lead Tomorrow

INTERNAL SERVICE FUND BUDGETS

MEDICAL AND DENTAL FUND 65

The District operates a self-funded employee health benefit program where the health claims are accounted for in this fund. In addition, employee medical and dental premium payments to Delta Dental and Kaiser Permanente are also accounted for in this fund. The District establishes each year's premium amounts based on projected medical claims as well as the updated premium charge from Kaiser Permanente and Delta Dental.

	Audited Actuals 2022-2023	Adopted Budget 2023-2024	Revised Budget 2023-2024
Balance on Hand July 1	**704,109**	**503,502**	**957,265**
Revenues			
Health Insurance Premiums	51,399,531	56,239,052	56,239,052
Dental Insurance Premiums	3,034,283	3,182,435	3,182,435
Investment Earnings	72,251	76,422	76,422
Other	605,933	-	-
Total Revenues	**$ 55,111,997**	**$ 59,497,909**	**$ 59,497,909**
Transfer from General Fund	-	-	-
Total Sources	**$ 55,816,106**	**$ 60,001,411**	**$ 60,455,174**
Expenditures			
Salaries	37,450	-	-
Benefits	8,557	-	-
Health Plan	49,588,315	51,492,098	53,992,098
Dental Plan	3,063,550	3,182,435	3,182,435
Stop Loss Premiums	826,485	863,100	863,100
Purchased Services	1,314,014	1,117,753	1,117,753
Other	20,470	-	-
Total Expenditures	**$ 54,858,842**	**$ 56,655,386**	**$ 59,155,386**
Change in Fund Balance	$ 253,156	$ 2,842,523	$ 342,523
Assigned to Contingency for Self-Insured Plans	**$ 957,265**	**$ 3,346,025**	**$ 1,299,788**
Ending Fund Balance - after reserves	**$ -**	**$ -**	**$ -**

SHORT TERM DISABILITY INSURANCE FUND 66

This fund replaces the District's former fully insured Short Term Disability Insurance (STDI) program. This fund was created in 2014-2015 to reflect the District's move to a self-funded plan. The District establishes each year's premium amounts based on projected STDI claims.

	Audited Actuals 2022-2023	Adopted Budget 2023-2024	Revised Budget 2023-2024
Balance on Hand July 1	**423,724**	**214,350**	**248,732**
Revenues			
Short Term Disability Insurance Premiums	546,245	671,269	671,269
Total Revenue	**$ 546,245**	**$ 671,269**	**$ 671,269**
Transfer from General Fund	-	-	-
Total Sources	**$ 969,969**	**$ 885,619**	**$ 920,001**
Expenditures			
Salaries	-	-	-
Benefits	-	-	-
Short Term Disability Insurance Claims	566,991	626,099	626,099
Purchased Services	154,245	163,999	163,999
Other	-	-	-
Total Expenditures	**$ 721,236**	**$ 790,098**	**$ 790,098**
Change in Fund Balance	$ (174,991)	$ (118,829)	$ (118,829)
Ending Fund Balance - after reserves	**$ 248,733**	**$ 95,521**	**$ 129,903**


Douglas
County
School District
Learn Today, Lead Tomorrow

TRUST FUND BUDGETS

PRIVATE PURPOSE TRUST FUND 75

This fund accounts for the student scholarships awarded from the P.S. Miller Trust.

	Audited Actuals 2022-2023	Adopted Budget 2023-2024	Revised Budget 2023-2024
Balance on Hand July 1	**32,879**	**24,379**	**24,379**
Revenues			
Contributions	50,000	52,000	52,000
Total Revenue	**$ 50,000**	**$ 52,000**	**$ 52,000**
Transfer from General Fund	-	-	-
Total Sources	**$ 82,879**	**$ 76,379**	**$ 76,379**
Expenditures			
Grants and Scholarships	58,500	48,000	48,000
Total Expenditures	**$ 58,500**	**$ 48,000**	**$ 48,000**
Change in Fund Balance	$ (8,500)	$ 4,000	$ 4,000
Ending Fund Balance - after reserves	**$ 24,379**	**$ 28,379**	**$ 28,379**

CHARTER SCHOOL BUDGETS

2023-2024 REVISED BUDGET CHARTER SCHOOLS SUMMARY OF REVENUES AND EXPENDITURES

CHARTER SCHOOL	Beginning Fund Balance	Budgeted Revenues	Budgeted Expenditures	Ending Fund Balance
Academy Charter	$ 5,566,685	$ 8,801,400	$ 8,498,696	$ 5,869,389
American Academy Charter	10,127,322	39,781,485	39,775,070	10,133,737
Aspen View Academy Charter	4,812,112	13,824,883	13,958,459	4,678,535
Ben Franklin Academy Charter	7,528,384	12,160,220	12,349,501	7,339,103
Challenge to Excellence Charter	4,534,815	7,861,010	8,202,163	4,193,662
DCS Montessori Charter	1,736,314	7,666,593	7,974,235	1,428,672
Global Village Academy Charter	721,700	5,481,388	5,514,892	688,196
HOPE Online Learning Academy	1,555,153	16,875,839	16,808,862	1,622,130
Leman Academy of Excellence Charter	6,873,476	15,022,663	13,645,594	8,250,545
North Star Academy Charter	2,865,103	9,217,349	11,215,220	867,232
Parker Core Knowledge Charter	3,831,043	10,565,450	10,899,201	3,497,292
Parker Performing Arts Charter	1,734,689	8,766,060	8,741,786	1,758,963
Platte River Academy Charter	2,219,672	7,920,362	7,739,675	2,400,359
Renaissance Secondary Charter	961,878	6,248,426	6,217,043	993,261
SkyView Academy Charter	5,586,220	18,529,586	18,182,724	5,933,082
STEM School Highlands Ranch	13,388,208	19,828,956	19,449,711	13,767,453
World Compass Academy Charter	2,678,900	10,567,582	10,567,582	2,678,900
TOTAL	$ 76,721,675	$ 219,119,252	$ 219,740,414	$ 76,100,512

All charter school financials prepared by charter schools and not by DCSD Business Services staff

ACADEMY CHARTER SCHOOL

	Audited Actual 2022-2023	Adopted Budget 2023-2024	Revised Budget 2023-2024	Estimated Actual 2023-2024	Projected Budget 2024-2025
Balance on Hand July 1	$ 5,624,093	$ 5,446,919	$ 5,566,685	$ 5,566,685	$ 6,170,488
Revenue:					
Per Pupil Revenue	$ 6,087,903	$ 6,652,000	$ 6,765,000	$ 6,762,017	$ 7,170,900
Mill Levy/Override	854,896	851,389	1,540,000	1,538,162	1,540,000
Tuition	-	-	-	-	-
Transportation Fees	-	-	-	-	-
Earnings on Investments	67,910	66,624	145,000	160,474	149,350
Food Services	-	-	-	-	-
Pupil Activities	74,888	80,386	82,000	82,944	84,460
Community Service Activities	-	-	-	-	-
Other Local Revenue	86,046	89,260	103,000	99,632	106,090
Rental/Lease	3,550	4,000	4,000	4,000	4,120
Contributions/Donations	56,268	61,943	63,000	59,631	64,890
Miscellaneous Revenue	-	-	-	-	-
Categorical Revenue	192,359	75,000	200,000	200,000	206,000
Other State Revenue	250,940	231,401	325,000	331,098	334,750
Grants Federal	54,052	-	-	-	-
Fund Transfer	(442,631)	(426,233)	(425,600)	(425,499)	(425,600)
Other Sources	-	-	-	-	-
Cap Reserve Bond Revenue	-	-	-	-	-
Grants Local	-	-	-	-	-
Total Revenue	$ 7,286,182	$ 7,685,769	$ 8,801,400	$ 8,812,460	$ 9,234,960
Total Sources	$ 12,910,274	$ 13,132,688	$ 14,368,085	$ 14,379,145	$ 15,405,448
Expenditures:					
Salaries	$ 3,864,456	$ 4,320,500	$ 4,762,000	$ 4,634,334	$ 5,047,720
Benefits	1,450,782	1,477,804	1,681,500	1,644,078	1,731,945
Purchased Professional and Technical Services	169,910	139,429	162,000	154,859	166,860
Purchased Property Services	368,391	391,640	428,000	424,679	440,840
Other Purchased Services	607,598	630,384	654,196	652,394	673,822
Supplies	306,982	331,732	294,000	285,373	302,820
Property	564,736	310,000	402,000	397,622	462,300
Other Expenses	10,735	58,820	115,000	15,319	118,450
Other Uses of Funds	-	-	-	-	-
Redemption of Principal	-	-	-	-	-
Principal on Leases	-	-	-	-	-
Grant Expense	-	-	-	-	-
Cap Reserve Expense	-	-	-	-	-
Total Expenditures	$ 7,343,589	$ 7,660,308	$ 8,498,696	$ 8,208,657	$ 8,944,757
Balance on Hand June 30	$ 5,566,685	$ 5,472,380	$ 5,869,389	$ 6,170,488	$ 6,460,691
Fund Balance as a % of Revenue	76%	71%	67%	70%	70%

All charter school financials prepared by charter schools and not by DCSD Business Services staff

AMERICAN ACADEMY CHARTER SCHOOL

	Audited Actual 2022-2023	Adopted Budget 2023-2024	Revised Budget 2023-2024	Estimated Actual 2023-2024	Projected Budget 2024-2025
Balance on Hand July 1	$ 8,369,128	$ 8,617,481	$ 10,127,322	$ 10,127,322	$ 10,133,737
Revenue:					
Per Pupil Revenue	$ 23,384,748	$ 25,710,324	$ 25,981,046	$ 25,981,046	$ 26,760,477
Mill Levy/Override	3,271,421	3,271,424	5,929,400	5,929,400	6,107,282
Tuition	1,738,397	1,783,184	1,783,184	1,783,184	1,836,680
Transportation Fees	425,139	370,620	420,120	420,120	432,724
Earnings on Investments	256,380	180,000	-	-	-
Food Services	-	-	-	-	-
Pupil Activities	738,942	744,000	744,000	744,000	766,320
Community Service Activities	-	-	-	-	-
Other Local Revenue	786,693	775,797	775,797	775,797	799,071
Rental/Lease	144,187	125,000	125,000	125,000	128,750
Contributions/Donations	203,225	816,938	816,938	816,938	841,446
Miscellaneous Revenue	-	-	-	-	-
Categorical Revenue	914,899	950,000	1,025,000	1,025,000	1,055,750
Other State Revenue	1,060,820	75,000	75,000	75,000	77,250
Grants Federal	-	-	-	-	-
Fund Transfer	-	-	-	-	-
Other Sources	625,699	300,000	2,106,000	2,106,000	2,169,180
Cap Reserve Bond Revenue	-	-	-	-	-
Grants Local	-	-	-	-	-
Total Revenue	$ 33,550,550	$ 35,102,287	$ 39,781,485	$ 39,781,485	$ 40,974,930
Total Sources	$ 41,919,678	$ 43,719,768	$ 49,908,807	$ 49,908,807	$ 51,108,667
Expenditures:					
Salaries	$ 15,641,590	$ 18,030,800	$ 20,753,607	$ 20,753,607	$ 21,376,215
Benefits	5,317,894	5,995,908	7,387,639	7,387,639	7,609,268
Purchased Professional and Technical Services	790,693	732,560	874,243	874,243	900,470
Purchased Property Services	4,431,649	4,724,890	4,371,270	4,371,270	4,502,408
Other Purchased Services	3,134,767	3,109,952	3,325,671	3,325,671	3,425,441
Supplies	1,385,627	1,176,401	1,129,150	1,129,150	1,163,025
Property	811,054	977,540	1,592,040	1,592,040	1,639,801
Other Expenses	39,338	107,450	107,450	107,450	110,674
Other Uses of Funds	-	-	-	-	-
Redemption of Principal	-	-	-	-	-
Principal on Leases	239,744	234,000	234,000	234,000	241,020
Grant Expense	-	-	-	-	-
Cap Reserve Expense	-	-	-	-	-
Total Expenditures	$ 31,792,356	$ 35,089,501	$ 39,775,070	$ 39,775,070	$ 40,968,322
Balance on Hand June 30	$ 10,127,322	$ 8,630,267	$ 10,133,737	$ 10,133,737	$ 10,140,344
Fund Balance as a % of Revenue	30%	25%	25%	25%	25%

All charter school financials prepared by charter schools and not by DCSD Business Services staff

ASPEN VIEW ACADEMY CHARTER SCHOOL

	Audited Actual 2022-2023	Adopted Budget 2023-2024	Revised Budget 2023-2024	Estimated Actual 2023-2024	Projected Budget 2024-2025
Balance on Hand July 1	$ 4,038,060	$ 7,667,649	$ 4,812,112	$ 4,812,112	$ 4,678,535
Revenue:					
Per Pupil Revenue	$ 8,750,979	$ 9,607,930	$ 9,853,496	$ 9,853,496	$ 9,900,000
Mill Levy/Override	1,229,983	1,168,850	2,234,523	2,234,523	2,250,000
Tuition	366,599	393,600	393,600	393,600	405,600
Transportation Fees	-	-	-	-	-
Earnings on Investments	62,346	84,000	200,000	200,000	125,000
Food Services	-	-	-	-	-
Pupil Activities	330,298	341,950	383,950	383,950	395,000
Community Service Activities	233,078	225,000	225,000	225,000	235,000
Other Local Revenue	-	-	-	-	-
Rental/Lease	7,910	15,000	15,000	15,000	15,000
Contributions/Donations	-	85,000	85,000	85,000	85,000
Miscellaneous Revenue	4,050	5,000	5,000	5,000	5,000
Categorical Revenue	726,561	335,000	385,322	385,322	390,000
Other State Revenue	20,421	21,500	43,991	43,991	45,000
Grants Federal	-	-	-	-	-
Fund Transfer		-	-	-	-
Other Sources	-	-	-	-	-
Cap Reserve Bond Revenue	-	-	-	-	-
Grants Local	-	-	-	-	-
Total Revenue	$ 11,732,226	$ 12,282,830	$ 13,824,883	$ 13,824,883	$ 13,850,600
Total Sources	$ 15,770,286	$ 19,950,479	$ 18,636,994	$ 18,636,994	$ 18,529,135
Expenditures:					
Salaries	$ 5,785,046	$ 6,557,153	$ 7,951,067	$ 7,951,067	$ 8,000,000
Benefits	1,949,279	1,989,309	2,402,279	2,402,279	2,500,000
Purchased Professional and Technical Services	110,672	128,000	129,000	129,000	135,000
Purchased Property Services	1,467,306	1,718,919	1,700,400	1,700,400	1,750,000
Other Purchased Services	814,987	883,125	868,714	868,714	900,000
Supplies	623,245	652,500	654,500	654,500	675,000
Property	186,302	200,000	225,000	225,000	225,000
Other Expenses	21,338	21,000	27,500	27,500	30,000
Other Uses of Funds		-	-	-	-
Redemption of Principal	-	-	-	-	-
Principal on Leases	-	-	-	-	-
Grant Expense	-	-	-	-	-
Cap Reserve Expense	-	-	-	-	-
Total Expenditures	$ 10,958,174	$ 12,150,006	$ 13,958,459	$ 13,958,459	$ 14,215,000
Balance on Hand June 30	$ 4,812,112	$ 7,800,473	$ 4,678,535	$ 4,678,535	$ 4,314,135
Fund Balance as a % of Revenue	41%	64%	34%	34%	31%

All charter school financials prepared by charter schools and not by DCSD Business Services staff

BEN FRANKLIN ACADEMY CHARTER SCHOOL

	Audited Actual 2022-2023	Adopted Budget 2023-2024	Revised Budget 2023-2024	Estimated Actual 2023-2024	Projected Budget 2024-2025
Balance on Hand July 1	$ 7,033,207	$ 6,542,422	$ 7,528,384	$ 7,528,384	$ 7,365,950
Revenue:					
Per Pupil Revenue	$ 8,023,303	$ 8,875,313	$ 8,745,579	$ 8,745,579	$ 9,270,314
Mill Levy/Override	1,127,898	1,131,870	2,002,510	2,002,510	2,002,510
Tuition	321,177	327,450	327,450	327,450	327,450
Transportation Fees	-	-	-	-	-
Earnings on Investments	218,723	200,000	330,800	330,800	330,800
Food Services	-	-	-	-	-
Pupil Activities	129,346	115,400	114,981	114,981	114,981
Community Service Activities	183,731	155,000	165,000	165,000	165,000
Other Local Revenue	-	-	-	-	-
Rental/Lease	22,571	25,000	25,000	25,000	25,000
Contributions/Donations	54,872	2,000	47,000	47,000	2,000
Miscellaneous Revenue	6,913	4,600	5,700	5,700	5,700
Categorical Revenue	252,550	5,980	7,688	7,688	7,688
Other State Revenue	56,874	-	8,025	8,025	8,025
Grants Federal	91,257	-	-	-	-
Fund Transfer	4,731	-	60,218	60,218	60,218
Other Sources	-	-	-	-	-
Cap Reserve Bond Revenue	320,269	320,269	320,269	320,269	320,269
Grants Local	-	-	-	-	-
Total Revenue	$ 10,814,215	$ 11,162,882	$ 12,160,220	$ 12,160,220	$ 12,639,955
Total Sources	$ 17,847,422	$ 17,705,304	$ 19,688,604	$ 19,688,604	$ 20,005,905
Expenditures:					
Salaries	$ 4,990,973	$ 5,804,869	$ 6,739,959	$ 6,739,959	$ 6,803,648
Benefits	1,588,874	1,528,247	1,816,842	1,816,842	1,842,192
Purchased Professional and Technical Services	102,668	129,085	126,137	126,137	128,660
Purchased Property Services	1,753,498	1,798,341	1,921,156	1,921,156	1,959,579
Other Purchased Services	891,380	1,041,495	897,153	870,306	887,712
Supplies	588,465	497,961	506,349	506,349	521,539
Property	329,398	242,000	254,000	254,000	259,080
Other Expenses	73,781	80,905	87,905	87,905	87,905
Other Uses of Funds	-	-	-	-	-
Redemption of Principal	-	-	-	-	-
Principal on Leases	-	-	-	-	-
Grant Expense	-	-	-	-	-
Cap Reserve Expense	-	-	-	-	-
Total Expenditures	$ 10,319,038	$ 11,122,903	$ 12,349,501	$ 12,322,654	$ 12,490,315
Balance on Hand June 30	$ 7,528,384	$ 6,582,401	$ 7,339,103	$ 7,365,950	$ 7,515,590
Fund Balance as a % of Revenue	70%	59%	60%	61%	59%

All charter school financials prepared by charter schools and not by DCSD Business Services staff

CHALLENGE TO EXCELLENCE CHARTER SCHOOL

	Audited Actual 2022-2023	Adopted Budget 2023-2024	Revised Budget 2023-2024	Estimated Actual 2023-2024	Projected Budget 2024-2025
Balance on Hand July 1	$ 2,914,323	$ 3,952,932	$ 4,534,815	$ 4,534,815	$ 4,358,133
Revenue:					
Per Pupil Revenue	$ 4,942,487	$ 5,308,440	$ 5,556,710	$ 5,556,710	$ 5,857,868
Mill Levy/Override	688,586	691,146	1,261,090	1,261,090	1,254,187
Tuition	6,726	4,000	8,316	8,316	8,185
Transportation Fees	-	-	-	-	-
Earnings on Investments	136,671	60,000	150,000	150,000	37,500
Food Services	-	-	-	-	-
Pupil Activities	285,180	273,750	289,381	289,381	288,477
Community Service Activities	-	-	-	-	-
Other Local Revenue	978	-	-	-	-
Rental/Lease	2,791	-	-	-	-
Contributions/Donations	-	-	-	-	-
Miscellaneous Revenue	6,420	5,000	5,000	5,000	5,000
Categorical Revenue	283,905	237,065	253,054	253,054	257,734
Other State Revenue	150,853	92,680	187,459	187,459	194,499
Grants Federal	71,741	-	-	-	-
Fund Transfer	795,257	-	150,000	150,000	-
Other Sources	-	-	-	-	-
Cap Reserve Bond Revenue	-	-	-	-	-
Grants Local	-	-	-	-	-
Total Revenue	$ 7,371,594	$ 6,672,081	$ 7,861,010	$ 7,861,010	$ 7,903,450
Total Sources	$ 10,285,917	$ 10,625,013	$ 12,395,825	$ 12,395,825	$ 12,261,583
Expenditures:					
Salaries	$ 2,788,651	$ 3,089,337	$ 3,408,347	$ 3,408,347	$ 3,536,348
Benefits	1,070,276	1,181,003	1,313,397	1,313,397	1,384,116
Purchased Professional and Technical Services	285,178	248,631	239,781	239,781	243,831
Purchased Property Services	497,062	624,172	659,759	659,759	723,148
Other Purchased Services	570,838	639,949	668,782	668,782	708,000
Supplies	269,859	270,157	272,932	272,932	283,537
Property	260,990	242,796	1,463,176	1,463,176	165,743
Other Expenses	8,249	168,641	175,989	11,518	185,364
Other Uses of Funds	-	-	-	-	-
Redemption of Principal	-	-	-	-	-
Principal on Leases	-	-	-	-	-
Grant Expense	-	-	-	-	-
Cap Reserve Expense	-	-	-	-	-
Total Expenditures	$ 5,751,102	$ 6,464,686	$ 8,202,163	$ 8,037,692	$ 7,230,087
Balance on Hand June 30	$ 4,534,815	$ 4,160,327	$ 4,193,662	$ 4,358,133	$ 5,031,496
Fund Balance as a % of Revenue	62%	62%	53%	55%	64%

All charter school financials prepared by charter schools and not by DCSD Business Services staff

DCS MONTESSORI CHARTER SCHOOL

	Audited Actual 2022-2023	Adopted Budget 2023-2024	Revised Budget 2023-2024	Estimated Actual 2023-2024	Projected Budget 2024-2025
Balance on Hand July 1	$ 1,613,883	$ 1,644,809	$ 1,736,314	$ 1,736,314	$ 1,428,672
Revenue:					
Per Pupil Revenue	$ 4,035,766	$ 4,268,829	$ 4,444,727	$ 4,444,727	$ 4,775,477
Mill Levy/Override	565,715	555,565	1,014,856	1,014,856	1,015,000
Tuition	914,506	873,100	941,903	941,903	960,000
Transportation Fees	-	-	-	-	-
Earnings on Investments	79,587	20,000	71,000	71,000	50,000
Food Services	-	-	-	-	-
Pupil Activities	157,920	215,000	215,000	215,000	215,000
Community Service Activities	407,045	464,250	458,250	458,250	465,000
Other Local Revenue	4,808	-	-	-	-
Rental/Lease	73,790	70,000	70,000	70,000	70,000
Contributions/Donations	6,030	-	-	-	-
Miscellaneous Revenue	-	35,000	5,000	5,000	5,000
Categorical Revenue	381040	192,720	80,025	80,025	80,000
Other State Revenue	157,086	65,000	177,244	177,244	180,000
Grants Federal	42,460	-	-	-	-
Fund Transfer	2,574	3,000	188,588	188,588	10,000
Other Sources	-	-	-	-	-
Cap Reserve Bond Revenue	-	-	-	-	-
Grants Local	-	-	-	-	-
Total Revenue	$ 6,828,327	$ 6,762,464	$ 7,666,593	$ 7,666,593	$ 7,825,477
Total Sources	$ 8,442,210	$ 8,407,273	$ 9,402,907	$ 9,402,907	$ 9,254,149
Expenditures:					
Salaries	$ 3,072,874	$ 3,150,000	$ 3,534,552	$ 3,534,552	$ 3,927,662
Benefits	1,195,899	1,173,775	1,269,913	1,269,913	1,350,000
Purchased Professional and Technical Services	304,820	324,500	334,500	334,500	355,000
Purchased Property Services	812,908	844,500	997,430	997,430	855,000
Other Purchased Services	389,246	453,500	474,015	474,015	480,000
Supplies	251,820	290,950	307,200	307,200	313,000
Property	250,237	544,000	807,000	807,000	305,000
Other Expenses	12,362	19,600	19,600	19,600	20,000
Other Uses of Funds	167,451	215,000	215,000	215,000	215,000
Redemption of Principal	-	-	-	-	-
Principal on Leases	-	-	-	-	-
Grant Expense	248,279	-	15,025	15,025	-
Cap Reserve Expense	-	-	-	-	-
Total Expenditures	$ 6,705,896	$ 7,015,825	$ 7,974,235	$ 7,974,235	$ 7,820,662
Balance on Hand June 30	$ 1,736,314	$ 1,391,448	$ 1,428,672	$ 1,428,672	$ 1,433,487
Fund Balance as a % of Revenue	25%	21%	19%	19%	18%

All charter school financials prepared by charter schools and not by DCSD Business Services staff

GLOBAL VILLAGE ACADEMY CHARTER SCHOOL

	Audited Actual 2022-2023	Adopted Budget 2023-2024	Revised Budget 2023-2024	Estimated Actual 2023-2024	Projected Budget 2024-2025
Balance on Hand July 1	$ 358,127	$ 695,388	$ 721,700	$ 721,700	$ 688,196
Revenue:					
Per Pupil Revenue	$ 3,360,386	$ 4,046,700	$ 4,062,903	$ 4,062,903	$ 4,184,790
Mill Levy/Override	463,323	494,116	908,387	908,387	926,555
Tuition	10,000	10,000	10,000	10,000	10,200
Transportation Fees	8,768	-	9,000	9,000	9,180
Earnings on Investments	-	-	24,500	24,500	24,990
Food Services	-	-	-	-	-
Pupil Activities	52,022	108,000	53,425	53,425	54,494
Community Service Activities	-	-	-	-	-
Other Local Revenue	-	-	-	-	-
Rental/Lease	-	-	-	-	-
Contributions/Donations	57,703	2,500	52,500	52,500	53,550
Miscellaneous Revenue	21,961	17,000	12,000	12,000	12,240
Categorical Revenue	-	369,625	-	-	-
Other State Revenue	447,001	-	348,673	348,673	355,646
Grants Federal	-	-	-	-	-
Fund Transfer	-	-	-	-	-
Other Sources	-	-	-	-	-
Cap Reserve Bond Revenue	-	-	-	-	-
Grants Local	-	86,505	-	-	-
Total Revenue	$ 4,421,164	$ 5,134,446	$ 5,481,388	$ 5,481,388	$ 5,631,645
Total Sources	$ 4,779,291	$ 5,829,834	$ 6,203,088	$ 6,203,088	$ 6,319,841
Expenditures:					
Salaries	$ 1,881,100	$ 1,936,218	$ 2,564,779	$ 2,564,779	$ 2,616,075
Benefits	647,525	681,333	751,176	751,176	766,200
Purchased Professional and Technical Services	173,600	207,550	158,850	158,850	162,027
Purchased Property Services	315,569	1,006,228	1,054,533	1,054,533	1,075,624
Other Purchased Services	664,232	704,681	661,319	661,319	674,545
Supplies	349,462	440,500	259,947	259,947	265,146
Property	7,726	27,500	41,669	41,669	42,502
Other Expenses	18,377	40,000	22,619	22,619	23,071
Other Uses of Funds	-	-	-	-	-
Redemption of Principal	-	-	-	-	-
Principal on Leases	-	-	-	-	-
Grant Expense	-	-	-	-	-
Cap Reserve Expense	-	-	-	-	-
Total Expenditures	$ 4,057,591	$ 5,044,010	$ 5,514,892	$ 5,514,892	$ 5,625,190
Balance on Hand June 30	$ 721,700	$ 785,824	$ 688,196	$ 688,196	$ 694,651
Fund Balance as a % of Revenue	16%	15%	13%	13%	12%

All charter school financials prepared by charter schools and not by DCSD Business Services staff

HOPE ONLINE LEARNING ACADEMY

	Audited Actual 2022-2023	Adopted Budget 2023-2024	Revised Budget 2023-2024	Estimated Actual 2023-2024	Projected Budget 2024-2025
Balance on Hand July 1	$ 2,245,207	$ 1,779,029	$ 1,555,153	$ 1,555,153	$ 1,622,130
Revenue:					
Per Pupil Revenue	$ 16,723,248	$ 20,294,309	$ 14,559,474	$ 14,559,474	$ 14,850,663
Mill Levy/Override	-	57,849	110,225	110,225	112,430
Tuition	-	-	-	-	-
Transportation Fees	-	-	-	-	-
Earnings on Investments	21,584	5,000	27,749	27,749	28,304
Food Services	448,047	-	-	-	-
Pupil Activities	-	-	-	-	-
Community Service Activities	-	-	-	-	-
Other Local Revenue	-	-	-	-	-
Rental/Lease	-	-	-	-	-
Contributions/Donations	129,029	125,000	100,000	100,000	102,000
Miscellaneous Revenue	-	12,000	-	-	-
Categorical Revenue	-	50,000	367,640	17,640	17,993
Other State Revenue	893,569	497,300	512,188	862,188	879,432
Grants Federal	1,043,780	1,486,000	1,198,562	1,198,562	1,222,534
Fund Transfer	-	-	-	-	-
Other Sources	-	100,000	-	-	-
Cap Reserve Bond Revenue	-	-	-	-	-
Grants Local	-	-	-	-	-
Total Revenue	$ 19,259,257	$ 22,627,458	$ 16,875,839	$ 16,875,839	$ 17,213,355
Total Sources	$ 21,504,464	$ 24,406,486	$ 18,430,992	$ 18,430,992	$ 18,835,485
Expenditures:					
Salaries	$ 4,577,299	$ 6,124,705	$ 3,828,024	$ 3,828,024	$ 3,904,584
Benefits	1,840,847	993,510	1,891,328	1,891,328	1,929,155
Purchased Professional and Technical Services	2,116,494	2,657,546	2,053,437	2,053,437	2,094,505
Purchased Property Services	(233,112)	262,000	285,913	285,913	291,631
Other Purchased Services	10,221,113	10,903,739	7,600,275	7,600,275	7,752,280
Supplies	399,397	471,300	358,930	358,930	366,108
Property	645,128	145,000	138,874	138,874	141,652
Other Expenses	359,219	238,000	275,585	275,585	281,097
Other Uses of Funds	668	-	-	-	-
Redemption of Principal	-	-	-	-	-
Principal on Leases	-	-	-	-	-
Grant Expense	22,258	714,453	376,497	376,497	384,027
Cap Reserve Expense	-	-	-	-	-
Total Expenditures	$ 19,949,311	$ 22,510,253	$ 16,808,862	$ 16,808,862	$ 17,145,039
Balance on Hand June 30	$ 1,555,153	$ 1,896,233	$ 1,622,130	$ 1,622,130	$ 1,690,446
Fund Balance as a % of Revenue	8%	8%	10%	10%	10%

All charter school financials prepared by charter schools and not by DCSD Business Services staff

LEMAN ACADEMY OF EXCELLENCE CHARTER SCHOOL

	Audited Actual 2022-2023	Adopted Budget 2023-2024	Revised Budget 2023-2024	Estimated Actual 2023-2024	Projected Budget 2024-2025
Balance on Hand July 1	$ 5,215,884	$ 6,456,733	$ 6,873,476	$ 6,873,476	$ 8,250,545
Revenue:					
Per Pupil Revenue	$ 9,622,793	$ 10,774,180	$ 11,614,993	$ 11,614,993	$ 11,675,330
Mill Levy/Override	1,358,894	1,268,697	2,665,013	2,665,013	2,678,915
Tuition	-	-	-	-	-
Transportation Fees	-	-	-	-	-
Earnings on Investments	60,626	-	89,354	89,354	-
Food Services	145	-	-	-	-
Pupil Activities	56,994	-	37,913	37,913	45,000
Community Service Activities	-	-	-	-	-
Other Local Revenue	179,823	130,000	163,914	163,914	170,000
Rental/Lease	8,800	-	3,940	3,940	-
Contributions/Donations	113,531	-	487	487	-
Miscellaneous Revenue	215,797	-	1,445	1,445	-
Categorical Revenue	-	75,411	-	-	-
Other State Revenue	462,518	285,450	445,605	445,605	455,000
Grants Federal	15,876	-	-	-	-
Fund Transfer	(74,432)	-	-	-	-
Other Sources	-	-	-	-	-
Cap Reserve Bond Revenue	-	-	-	-	-
Grants Local	-	-	-	-	-
Total Revenue	$ 12,021,363	$ 12,533,738	$ 15,022,663	$ 15,022,663	$ 15,024,245
Total Sources	$ 17,237,247	$ 18,990,471	$ 21,896,140	$ 21,896,140	$ 23,274,790
Expenditures:					
Salaries	$ 3,832,454	$ 4,544,580	$ 5,897,217	$ 5,897,217	$ 6,192,078
Benefits	1,269,625	1,396,122	1,567,895	1,567,895	1,646,290
Purchased Professional and Technical Services	1,638,177	1,720,229	2,044,206	2,044,206	2,045,000
Purchased Property Services	2,270,989	1,994,550	2,104,891	2,104,891	2,105,000
Other Purchased Services	795,186	937,798	884,006	884,006	900,000
Supplies	525,054	555,960	576,245	576,245	580,000
Property	-	-	-	-	125,000
Other Expenses	32,285	39,120	86,135	86,135	87,000
Other Uses of Funds	-	-	-	-	-
Redemption of Principal	-	-	-	-	-
Principal on Leases	-	485,000	485,000	485,000	505,000
Grant Expense	-	-	-	-	-
Cap Reserve Expense	-	-	-	-	-
Total Expenditures	$ 10,363,771	$ 11,673,359	$ 13,645,594	$ 13,645,594	$ 14,185,368
Balance on Hand June 30	$ 6,873,476	$ 7,317,112	$ 8,250,545	$ 8,250,545	$ 9,089,422
Fund Balance as a % of Revenue	57%	58%	55%	55%	60%

All charter school financials prepared by charter schools and not by DCSD Business Services staff

NORTH STAR ACADEMY CHARTER SCHOOL

	Audited Actual 2022-2023	Adopted Budget 2023-2024	Revised Budget 2023-2024	Estimated Actual 2023-2024	Projected Budget 2024-2025
Balance on Hand July 1	$ 2,837,516	$ 2,968,735	$ 2,865,103	$ 2,865,103	$ 2,909,669
Revenue:					
Per Pupil Revenue	$ 6,053,264	$ 6,530,907	$ 6,632,851	$ 6,634,852	$ 6,749,401
Mill Levy/Override	854,819	838,335	1,519,019	1,526,199	1,500,690
Tuition	120,902	131,250	131,250	131,250	131,250
Transportation Fees	-	-	-	-	-
Earnings on Investments	83,929	36,000	75,000	100,000	48,000
Food Services	-	-	-	-	-
Pupil Activities	117,485	152,175	148,800	148,800	152,175
Community Service Activities	-	-	-	-	-
Other Local Revenue	76,219	70,000	70,000	80,000	70,000
Rental/Lease	-	-	-	-	-
Contributions/Donations	47,251	50,000	50,000	50,000	50,000
Miscellaneous Revenue	156	9,500	6,500	6,500	6,500
Categorical Revenue	-	-	-	-	-
Other State Revenue	53,813	39,900	43,641	43,641	43,641
Grants Federal	59,142	5,505	5,505	3,761	5,505
Fund Transfer	-	100,000	155,000	155,000	-
Other Sources	263,122	-	113,145	113,145	-
Cap Reserve Bond Revenue	234,373	236,394	266,638	266,638	266,638
Grants Local	16,885	-	-	-	-
Total Revenue	$ 7,981,360	$ 8,199,966	$ 9,217,349	$ 9,259,786	$ 9,023,800
Total Sources	$ 10,818,876	$ 11,168,701	$ 12,082,452	$ 12,124,889	$ 11,933,469
Expenditures:					
Salaries	$ 3,842,595	$ 4,062,083	$ 4,634,018	$ 4,634,018	$ 4,689,878
Benefits	1,245,944	1,331,779	1,406,830	1,406,830	1,476,067
Purchased Professional and Technical Services	676,329	724,468	753,328	753,328	803,634
Purchased Property Services	1,123,512	1,126,867	1,226,867	1,226,867	1,239,560
Other Purchased Services	113,425	102,757	120,108	120,108	111,437
Supplies	383,262	321,116	459,824	459,824	491,863
Property	280,791	450,000	557,145	557,145	55,000
Other Expenses	21,927	24,500	30,000	30,000	30,000
Other Uses of Funds	265,988	50,000	20,000	20,000	-
Redemption of Principal	-	-	-	-	-
Principal on Leases	-	-	-	-	-
Grant Expense	-	2,500	7,100	7,100	5,000
Cap Reserve Expense	-	2,000,000	2,000,000	-	2,000,000
Total Expenditures	$ 7,953,773	$ 10,196,070	$ 11,215,220	$ 9,215,220	$ 10,902,439
Balance on Hand June 30	$ 2,865,103	$ 972,631	$ 867,232	$ 2,909,669	$ 1,031,030
Fund Balance as a % of Revenue	36%	12%	9%	31%	11%

All charter school financials prepared by charter schools and not by DCSD Business Services staff

PARKER CORE KNOWLEDGE CHARTER SCHOOL

	Audited Actual 2022-2023	Adopted Budget 2023-2024	Revised Budget 2023-2024	Estimated Actual 2023-2024	Projected Budget 2024-2025
Balance on Hand July 1	$ 3,764,134	$ 3,109,899	$ 3,831,043	$ 3,831,043	$ 3,497,292
Revenue:					
Per Pupil Revenue	$ 6,414,357	$ 6,989,386	$ 7,055,248	$ 7,055,248	$ 7,337,458
Mill Levy/Override	903,609	822,974	1,622,388	1,622,388	1,622,388
Tuition	1,064,871	944,897	568,097	568,097	573,778
Transportation Fees	-	-	-	-	-
Earnings on Investments	152,919	90,698	194,814	194,814	175,000
Food Services	2,410	-	-	-	-
Pupil Activities	98,820	102,460	114,994	114,994	114,994
Community Service Activities	-	-	-	-	-
Other Local Revenue	-	-	-	-	-
Rental/Lease	9,005	3,000	1,500	1,500	1,500
Contributions/Donations	169,190	-	6,120	6,120	-
Miscellaneous Revenue	129,140	124,999	125,986	125,986	125,000
Categorical Revenue	252,126	239,520	239,520	239,520	239,520
Other State Revenue	389,157	102,330	636,783	636,783	636,783
Grants Federal	-	-	-	-	-
Fund Transfer	-	-	-	-	-
Other Sources	-	-	-	-	-
Cap Reserve Bond Revenue	-	-	-	-	-
Grants Local	-	-	-	-	-
Total Revenue	$ 9,585,604	$ 9,420,264	$ 10,565,450	$ 10,565,450	$ 10,826,421
Total Sources	$ 13,349,738	$ 12,530,163	$ 14,396,493	$ 14,396,493	$ 14,323,713
Expenditures:					
Salaries	$ 4,327,320	$ 4,768,309	$ 5,316,808	$ 5,316,808	$ 5,582,648
Benefits	1,574,857	1,575,600	1,828,958	1,828,958	1,920,406
Purchased Professional and Technical Services	172,947	215,753	266,979	266,979	274,988
Purchased Property Services	831,795	1,111,384	1,151,082	1,151,082	1,185,614
Other Purchased Services	625,728	678,674	652,820	652,820	672,405
Supplies	449,192	533,862	508,332	508,332	523,582
Property	1,520,353	781,089	1,160,178	1,160,178	632,230
Other Expenses	16,503	14,045	14,044	14,044	14,325
Other Uses of Funds	-	-	-	-	-
Redemption of Principal	-	-	-	-	-
Principal on Leases	-	-	-	-	-
Grant Expense	-	-	-	-	-
Cap Reserve Expense	-	-	-	-	-
Total Expenditures	$ 9,518,695	$ 9,678,716	$ 10,899,201	$ 10,899,201	$ 10,806,199
Balance on Hand June 30	$ 3,831,043	$ 2,851,447	$ 3,497,292	$ 3,497,292	$ 3,517,514
Fund Balance as a % of Revenue	40%	30%	33%	33%	32%

All charter school financials prepared by charter schools and not by DCSD Business Services staff

PARKER PERFORMING ARTS CHARTER SCHOOL

	Audited Actual 2022-2023	Adopted Budget 2023-2024	Revised Budget 2023-2024	Estimated Actual 2023-2024	Projected Budget 2024-2025
Balance on Hand July 1	$ 1,505,945	$ 1,637,098	$ 1,734,689	$ 1,734,689	$ 2,015,688
Revenue:					
Per Pupil Revenue	$ 5,938,776	$ 6,627,884	$ 6,336,797	$ 6,659,817	$ 6,963,628
Mill Levy/Override	817,855	830,154	1,424,480	1,449,794	1,472,806
Tuition	158,335	225,000	200,000	200,000	200,000
Transportation Fees	-	-	-	-	-
Earnings on Investments	17,511	20,000	50,000	5,000	5,000
Food Services	-	-	-	-	-
Pupil Activities	189,469	164,518	151,218	154,855	158,600
Community Service Activities	-	-	-	-	-
Other Local Revenue	84,710	93,600	89,136	90,720	92,160
Rental/Lease	82,336	77,000	85,000	93,500	102,850
Contributions/Donations	9,000	-	-	-	-
Miscellaneous Revenue	78,418	-	-	-	-
Categorical Revenue	455,456	259,658	125,223	129,103	133,402
Other State Revenue	-	112,664	254,812	252,392	256,025
Grants Federal	121,014	-	49,394	-	-
Fund Transfer	-	-	-	-	-
Other Sources	389,830	-	-	-	-
Cap Reserve Bond Revenue	-	-	-	-	-
Grants Local	-	-	-	-	-
Total Revenue	$ 8,342,711	$ 8,410,478	$ 8,766,060	$ 9,035,181	$ 9,384,471
Total Sources	$ 9,848,656	$ 10,047,576	$ 10,500,749	$ 10,769,870	$ 11,400,159
Expenditures:					
Salaries	$ 3,591,877	$ 3,755,472	$ 4,174,094	$ 4,148,934	$ 4,287,582
Benefits	1,271,419	1,360,615	1,454,679	1,534,428	1,633,989
Purchased Professional and Technical Services	231,576	195,662	227,548	234,623	241,935
Purchased Property Services	1,425,005	1,648,008	1,647,808	1,707,721	1,918,764
Other Purchased Services	592,051	659,355	593,783	639,402	701,840
Supplies	383,700	371,844	361,844	363,671	371,676
Property	458,848	41,300	41,300	33,100	34,340
Other Expenses	32,306	90,730	240,730	92,303	69,033
Other Uses of Funds	-	-	-	-	-
Redemption of Principal	-	-	-	-	-
Principal on Leases	127,183	-	-	-	-
Grant Expense	-	-	-	-	-
Cap Reserve Expense	-	-	-	-	-
Total Expenditures	$ 8,113,966	$ 8,122,986	$ 8,741,786	$ 8,754,182	$ 9,259,159
Balance on Hand June 30	$ 1,734,689	$ 1,924,590	$ 1,758,963	$ 2,015,688	$ 2,141,000
Fund Balance as a % of Revenue	21%	23%	20%	22%	23%

All charter school financials prepared by charter schools and not by DCSD Business Services staff

PLATTE RIVER ACADEMY CHARTER SCHOOL

	Audited Actual 2022-2023	Adopted Budget 2023-2024	Revised Budget 2023-2024	Estimated Actual 2023-2024	Projected Budget 2024-2025
Balance on Hand July 1	$ 2,047,550	$ 2,058,345	$ 2,219,672	$ 2,219,672	$ 2,643,859
Revenue:					
Per Pupil Revenue	$ 4,752,383	$ 5,366,213	$ 5,630,614	$ 5,630,614	$ 5,912,145
Mill Levy/Override	668,824	650,766	1,288,947	1,288,947	1,290,000
Tuition	341,152	460,000	440,500	440,500	466,930
Transportation Fees	-	-	-	-	-
Earnings on Investments	38,280	10,000	40,000	40,000	35,000
Food Services	11,416	9,500	200,000	125,000	130,000
Pupil Activities	167,491	151,645	150,000	150,000	160,000
Community Service Activities	16,418	11,000	13,000	13,000	13,500
Other Local Revenue	-	-	-	-	-
Rental/Lease	37,805	30,000	25,000	25,000	30,000
Contributions/Donations	99,467	57,000	101,000	101,000	75,000
Miscellaneous Revenue	40,114	10,000	12,000	12,000	12,000
Categorical Revenue	(182,868)	90,000	(190,000)	(190,000)	(200,000)
Other State Revenue	181,832	192,157	209,301	209,301	212,000
Grants Federal	22,787	-	-	-	-
Fund Transfer	-	-	-	-	-
Other Sources	-	-	-	-	-
Cap Reserve Bond Revenue	-	-	-	-	-
Grants Local	-	-	-	-	-
Total Revenue	$ 6,195,101	$ 7,038,281	$ 7,920,362	$ 7,845,362	$ 8,136,575
Total Sources	$ 8,242,651	$ 9,096,626	$ 10,140,034	$ 10,065,034	$ 10,780,434
Expenditures:					
Salaries	$ 3,300,907	$ 3,779,987	$ 4,166,089	$ 4,156,089	$ 4,301,552
Benefits	747,475	1,245,689	1,160,788	1,160,788	1,218,827
Purchased Professional and Technical Services	66,259	72,250	109,125	89,125	92,244
Purchased Property Services	548,556	361,013	477,763	314,263	323,691
Other Purchased Services	500,333	552,784	675,880	650,880	667,152
Supplies	319,396	284,056	307,420	307,420	313,568
Property	11,319	126,873	208,800	208,800	212,976
Other Expenses	528,734	492,850	633,810	533,810	533,810
Other Uses of Funds	-	-	-	-	-
Redemption of Principal	-	-	-	-	-
Principal on Leases	-	-	-	-	-
Grant Expense	-	-	-	-	-
Cap Reserve Expense	-	-	-	-	-
Total Expenditures	$ 6,022,979	$ 6,915,502	$ 7,739,675	$ 7,421,175	$ 7,663,820
Balance on Hand June 30	$ 2,219,672	$ 2,181,124	$ 2,400,359	$ 2,643,859	$ 3,116,614
Fund Balance as a % of Revenue	36%	31%	30%	34%	38%

All charter school financials prepared by charter schools and not by DCSD Business Services staff

RENAISSANCE SECONDARY CHARTER SCHOOL

	Audited Actual 2022-2023	Adopted Budget 2023-2024	Revised Budget 2023-2024	Estimated Actual 2023-2024	Projected Budget 2024-2025
Balance on Hand July 1	$ 803,655	$ 851,496	$ 961,878	$ 961,878	$ 993,261
Revenue:					
Per Pupil Revenue	$ 3,145,000	$ 3,898,501	$ 4,041,738	$ 4,041,738	$ 4,848,464
Mill Levy/Override	444,125	500,441	931,547	931,547	1,065,284
Tuition	-	-	-	-	-
Transportation Fees	-	-	-	-	-
Earnings on Investments	27,599	-	34,544	34,544	-
Food Services	-	-	-	-	-
Pupil Activities	497,380	419,133	446,116	446,116	529,979
Community Service Activities	-	-	-	-	-
Other Local Revenue	-	-	-	-	-
Rental/Lease	97,881	-	84,696	84,696	-
Contributions/Donations	3,538	-	3,032	3,032	-
Miscellaneous Revenue	9,509	-	969	969	-
Categorical Revenue	228,839	141,440	261,984	261,984	185,239
Other State Revenue	42,438	51,486	71,058	71,058	55,492
Grants Federal	23,422	-	-	-	-
Fund Transfer	-	-	129,341	129,341	-
Other Sources	-	-	-	-	-
Cap Reserve Bond Revenue	-	-	-	-	-
Grants Local	195,336	243,402	243,402	243,402	180,000
Total Revenue	$ 4,715,067	$ 5,254,403	$ 6,248,426	$ 6,248,426	$ 6,864,459
Total Sources	$ 5,518,721	$ 6,105,900	$ 7,210,304	$ 7,210,304	$ 7,857,720
Expenditures:					
Salaries	$ 2,008,755	$ 2,222,906	$ 3,023,373	$ 3,023,373	$ 3,114,074
Benefits	674,804	746,012	964,123	964,123	993,047
Purchased Professional and Technical Services	114,230	158,624	218,937	218,937	249,290
Purchased Property Services	854,702	1,019,454	1,074,318	1,074,318	999,545
Other Purchased Services	418,148	493,786	398,127	398,127	623,227
Supplies	158,250	134,165	176,049	176,049	169,536
Property	68,566	76,901	75,513	75,513	109,909
Other Expenses	17,133	34,410	18,201	18,201	13,120
Other Uses of Funds	-	-	-	-	-
Redemption of Principal	-	-	-	-	-
Principal on Leases	-	-	-	-	-
Grant Expense	217,258	243,402	243,402	243,402	180,000
Cap Reserve Expense	25,000	25,000	25,000	25,000	25,000
Total Expenditures	$ 4,556,844	$ 5,154,660	$ 6,217,043	$ 6,217,043	$ 6,476,749
Balance on Hand June 30	$ 961,878	$ 951,240	$ 993,261	$ 993,261	$ 1,380,971
Fund Balance as a % of Revenue	20%	18%	16%	16%	20%

All charter school financials prepared by charter schools and not by DCSD Business Services staff

SKYVIEW ACADEMY CHARTER SCHOOL

	Audited Actual 2022-2023	Adopted Budget 2023-2024	Revised Budget 2023-2024	Estimated Actual 2023-2024	Projected Budget 2024-2025
Balance on Hand July 1	$ 4,849,459	$ 5,502,803	$ 5,586,220	$ 5,586,220	$ 5,933,082
Revenue:					
Per Pupil Revenue	$ 11,670,826	$ 12,985,710	$ 12,845,521	$ 12,845,521	$ 13,785,925
Mill Levy/Override	1,629,311	1,559,172	2,954,005	2,954,005	3,023,077
Tuition	713,333	868,000	868,000	868,000	868,000
Transportation Fees	-	-	-	-	-
Earnings on Investments	20,133	20,000	60,000	60,000	60,000
Food Services	-	-	-	-	-
Pupil Activities	499,477	452,755	452,130	452,130	453,525
Community Service Activities	-	-	-	-	-
Other Local Revenue	-	-	-	-	-
Rental/Lease	52,347	80,000	80,000	80,000	80,000
Contributions/Donations	150,000	120,000	120,000	120,000	150,000
Miscellaneous Revenue	21,944	140,000	65,000	65,000	65,000
Categorical Revenue	916,424	805,161	708,930	708,930	760,000
Other State Revenue	-	-	-	-	-
Grants Federal	120,979	-	-	-	-
Fund Transfer	601	40,000	76,000	76,000	80,000
Other Sources	1,723,726	300,000	300,000	300,000	-
Cap Reserve Bond Revenue	-	-	-	-	-
Grants Local	-	-	-	-	-
Total Revenue	$ 17,519,101	$ 17,370,798	$ 18,529,586	$ 18,529,586	$ 19,325,527
Total Sources	$ 22,368,560	$ 22,873,601	$ 24,115,806	$ 24,115,806	$ 25,258,609
Expenditures:					
Salaries	$ 7,405,368	$ 8,203,765	$ 8,762,502	$ 8,762,502	$ 8,762,502
Benefits	3,135,866	4,244,107	4,400,889	4,400,889	4,400,889
Purchased Professional and Technical Services	278,188	266,460	308,460	308,460	314,099
Purchased Property Services	2,384,429	2,328,034	2,361,214	2,361,214	2,386,725
Other Purchased Services	1,181,922	1,185,021	1,200,734	1,200,734	1,281,958
Supplies	704,678	770,325	823,425	823,425	800,021
Property	1,661,862	100,000	285,000	285,000	135,000
Other Expenses	30,027	42,000	40,500	40,500	41,000
Other Uses of Funds	-	-	-	-	-
Redemption of Principal	-	-	-	-	-
Principal on Leases	-	-	-	-	-
Grant Expense	-	-	-	-	-
Cap Reserve Expense	-	-	-	-	-
Total Expenditures	$ 16,782,340	$ 17,139,712	$ 18,182,724	$ 18,182,724	$ 18,122,194
Balance on Hand June 30	$ 5,586,220	$ 5,733,889	$ 5,933,082	$ 5,933,082	$ 7,136,415
Fund Balance as a % of Revenue	32%	33%	32%	32%	37%

All charter school financials prepared by charter schools and not by DCSD Business Services staff

STEM SCHOOL HIGHLANDS RANCH

	Audited Actual 2022-2023	Adopted Budget 2023-2024	Revised Budget 2023-2024	Estimated Actual 2023-2024	Projected Budget 2024-2025
Balance on Hand July 1	$ 12,414,772	$ 13,942,654	$ 13,388,208	$ 13,388,208	$ 14,905,655
Revenue:					
Per Pupil Revenue	$ 13,576,974	$ 15,082,500	$ 13,966,003	$ 13,966,003	$ 14,729,803
Mill Levy/Override	1,917,288	1,761,000	3,212,559	3,212,559	3,102,615
Tuition	-	-	-	-	-
Transportation Fees	-	-	-	-	-
Earnings on Investments	558,825	425,000	560,000	768,000	560,000
Food Services	-	-	-	-	-
Pupil Activities	321,780	308,513	330,998	345,952	310,300
Community Service Activities	-	-	-	-	-
Other Local Revenue	81,162	-			-
Rental/Lease	-	-	-	-	-
Contributions/Donations	13,270	50,000	50,000	15,000	50,000
Miscellaneous Revenue	-	-	350,000	350,000	-
Categorical Revenue	1,368,566	398,000	979,396	840,637	525,250
Other State Revenue	-	600,000	380,000	380,000	-
Grants Federal	-	-	-	-	-
Fund Transfer	-	-	-	-	-
Other Sources	-	-	-	-	-
Cap Reserve Bond Revenue	-	-	-	-	-
Grants Local	-	-	-	-	-
Total Revenue	$ 17,837,865	$ 18,625,013	$ 19,828,956	$ 19,878,151	$ 19,277,968
Total Sources	$ 30,252,637	$ 32,567,667	$ 33,217,164	$ 33,266,359	$ 34,183,623
Expenditures:					
Salaries	$ 8,685,022	$ 9,759,000	$ 9,920,000	$ 9,764,570	$ 10,034,500
Benefits	2,911,027	2,784,890	2,888,100	2,467,132	3,020,500
Purchased Professional and Technical Services	233,256	216,965	288,515	244,900	297,170
Purchased Property Services	2,747,245	3,534,726	3,512,910	3,115,570	3,023,443
Other Purchased Services	1,463,774	1,374,741	1,510,086	1,873,150	1,556,591
Supplies	563,360	527,322	630,100	522,382	587,296
Property	188,197	261,000	495,000	373,000	397,640
Other Expenses	67,547	150,000	200,000	-	201,500
Other Uses of Funds	5,000	5,000	5,000	-	5,000
Redemption of Principal	-	-	-	-	-
Principal on Leases	-	-	-	-	-
Grant Expense	-	-	-	-	-
Cap Reserve Expense	-	-	-	-	-
Total Expenditures	$ 16,864,429	$ 18,613,644	$ 19,449,711	$ 18,360,704	$ 19,123,640
Balance on Hand June 30	$ 13,388,208	$ 13,954,023	$ 13,767,453	$ 14,905,655	$ 15,059,983
Fund Balance as a % of Revenue	75%	75%	69%	75%	78%

All charter school financials prepared by charter schools and not by DCSD Business Services staff

WORLD COMPASS ACADEMY CHARTER SCHOOL

	Audited Actual 2022-2023	Adopted Budget 2023-2024	Revised Budget 2023-2024	Estimated Actual 2023-2024	Projected Budget 2024-2025
Balance on Hand July 1	$ 2,405,748	$ 2,631,654	$ 2,678,900	$ 2,678,900	$ 2,678,900
Revenue:					
Per Pupil Revenue	$ 6,510,280	$ 7,137,558	$ 7,488,863	$ 7,488,863	$ 7,975,639
Mill Levy/Override	908,395	908,090	1,657,002	1,657,002	1,657,002
Tuition	301,344	339,000	340,600	340,600	340,600
Transportation Fees	-	-	-	-	-
Earnings on Investments	70,992	64,500	115,500	115,500	115,500
Food Services	-	-	-	-	-
Pupil Activities	347,831	300,001	337,500	337,500	337,500
Community Service Activities	-	-	-	-	-
Other Local Revenue	-	-	-	-	-
Rental/Lease	364	-	250	250	250
Contributions/Donations	38,501	47,500	40,000	40,000	40,000
Miscellaneous Revenue	37,845	77,513	67,186	67,186	67,186
Categorical Revenue	242,084	257,730	284,481	284,481	284,481
Other State Revenue	228,801	15,700	127,700	127,700	127,700
Grants Federal	135,319	-	-	-	-
Fund Transfer	271,915	-	108,500	108,500	51,500
Other Sources	-	-	-	-	-
Cap Reserve Bond Revenue	-	-	-	-	-
Grants Local	6,459	-	-	-	-
Total Revenue	$ 9,100,130	$ 9,147,592	$ 10,567,582	$ 10,567,582	$ 10,997,358
Total Sources	$ 11,505,878	$ 11,779,246	$ 13,246,482	$ 13,246,482	$ 13,676,258
Expenditures:					
Salaries	$ 4,009,583	$ 4,246,399	$ 5,158,672	$ 5,158,672	$ 5,442,399
Benefits	1,400,313	1,375,587	1,631,077	1,631,077	1,725,240
Purchased Professional and Technical Services	366,304	287,623	299,363	299,363	299,363
Purchased Property Services	1,821,670	1,836,897	1,839,482	1,839,482	1,839,482
Other Purchased Services	712,975	642,985	676,187	676,187	676,187
Supplies	342,094	342,380	378,862	378,862	378,862
Property	109,785	75,375	89,750	89,750	89,750
Other Expenses	64,254	340,346	494,189	494,189	546,075
Other Uses of Funds	-	-	-	-	-
Redemption of Principal	-	-	-	-	-
Principal on Leases	-	-	-	-	-
Grant Expense	-	-	-	-	-
Cap Reserve Expense	-	-	-	-	-
Total Expenditures	$ 8,826,978	$ 9,147,592	$ 10,567,582	$ 10,567,582	$ 10,997,358
Balance on Hand June 30	$ 2,678,900	$ 2,631,654	$ 2,678,900	$ 2,678,900	$ 2,678,900
Fund Balance as a % of Revenue	29%	29%	25%	25%	24%

All charter school financials prepared by charter schools and not by DCSD Business Services staff


Douglas
County
School District
Learn Today, Lead Tomorrow

RESOLUTIONS

DOUGLAS COUNTY SCHOOL DISTRICT Re. 1
FISCAL YEAR 2023-2024
APPROPRIATION RESOLUTION

BE IT RESOLVED by the Board of Education or Douglas County School District Re 1, Douglas and Elbert Counties, State of Colorado, that the amounts shown in the following schedule be appropriated to each fund as specified in the Revised Budget for the fiscal year beginning July 1, 2023 and ending June 30, 2024.

Fund	Amount	
General Fund (10)	$	922,479,124
Outdoor Education Fund (13)	$	1,601,585
Capital Projects Fund (14)	$	21,408,417
Full Day Kindergarten Fund (15)	$	-
Transportation Fund (25)	$	34,920,404
Nutrition Services NSLP Fund (21)	$	34,670,359
Nutrition Services Non-NSLP Fund (28)	$	-
Governmental Designated Purpose Grants Fund (22)	$	17,175,654
Pupil Activity Fund (23)	$	1,196,462
Athletics and Activities Fund (26)	$	23,848,073
Child Care Fund (29)	$	13,009,102
Bond Redemption Fund (31)	$	52,973,266
Certificate of Participation Lease Payment Fund (39)	$	1,123,189
Bond Building Fund (41)	$	8,484,971
Certificate of Participation Building Fund (45)	$	-
Medical and Dental Fund (65)	$	60,455,174
Short Term Disability Insurance Fund (66)	$	790,098
Private Purpose Trust Fund (75)	$	48,000

Revised and approved this 23rd day of January 2024 in accordance with 22-44-110(4).

_____

Christy Williams, President

Board of Education

Attest:

_____

Becky Myers, Secretary

Board of Education

DOUGLAS COUNTY SCHOOL DISTRICT Re. 1
FISCAL YEAR 2023-2024
RESOLUTION AUTHORIZING THE USE OF A PORTION OF BEGINNING FUND BALANCE AS AUTHORIZED BY COLORADO STATUTES

WHEREAS, CRS 22-44-105 states that a budget, duly revised pursuant to this article, shall not provide for expenditures, interfund transfers, or reserves, in excess of available revenues and beginning fund balance.

WHEREAS, the Board of Education may authorize the use of a portion of the beginning fund balance in the budget, stating the amount to be used, the purpose for which the expenditure is needed, and the District's plan to ensure that the use of the beginning fund balance will not lead to an ongoing deficit.

WHEREAS, the Board of Education has determined the beginning fund balances in the General, Outdoor Education, Capital Projects, Transportation, Nutrition Services NSLP, Pupil Activity, Athletics and Activities, Certificate of Participation Lease Payment, Bond Building, Short Term Disability Insurance and Private Purpose Trust funds are sufficient to allow for the one-time expenditures and the action will not lead to an ongoing deficit.

NOW, THEREFORE, BE IT RESOLVED:

IN ACCORDANCE with C.R.S. 22-44-105, the Board of Education of Douglas County School District RE 1, Douglas and Elbert Counties, State of Colorado, authorizes the use of a portion of the 2023-2024 beginning fund balance for the following funds:

Fund	**Amount**	**Purpose for Use of Beginning Fund Balance**
General Fund (10)	$ 1,821,121	Potential draw-down of accumulated FB for spend on employee retention related initiatives and carry over assignments
Outdoor Education Fund (13)	$ 50,848	Potential draw-down of accumulated FB for Stone Canyon operational expenses
Capital Projects Fund (14)	$ -	No budgeted use of beginning fund balance
Full Day Kindergarten Fund (15)	$ -	N/A
Transportation Fund (25)	$ 1,001,789	Potential draw-down of accumulated FB for Transportation operational expenses
Nutrition Services NSLP Fund (21)	$ 1,750,426	Potential draw-down of accumulated FB for Nutrition Services free meals implementation
Nutrition Services Non-NSLP Fund (28)	$ -	No budgeted use of beginning fund balance
Governmental Designated Purpose Grants Fund (22)	$ -	No budgeted use of beginning fund balance
Pupil Activity Fund (23)	$ 1,196,462	Potential draw-down of accumulated FB for school activities

(continued on next page)

Fund	Amount	Purpose for Use of Beginning Fund Balance
Athletics and Activities Fund (26)	$ -	No budgeted use of beginning fund balance
Child Care Fund (29)	$ 1,218,560	Potential draw-down of accumulated FB for Before and After School Care Enterprise
Bond Redemption Fund (31)	$ -	No budgeted use of beginning fund balance
Certificate of Participation Lease Payment Fund (39)	$ 1,610	Potential draw-down of accumulated FB for fiscal charges
Bond Building Fund (41)	$ 7,909,008	Intentional draw-down of accumulated FB for 2018 Bond capital projects
Certificate of Participation Building Fund (45)	$ -	N/A
Medical and Dental Fund (65)	$ -	No budgeted use of beginning fund balance
Short Term Disability Insurance Fund (66)	$ 118,829	Intentional draw-down of accumulated FB due to employer-paid premium cost savings in General Fund
Private Purpose Trust Fund (75)	$ -	No budgeted use of beginning fund balance

BE IT FURTHER RESOLVED, the use of this portion of these beginning fund balances for the purposes set forth above will not lead to ongoing deficits in the funds.

Revised and approved this 23rd day of January 2024 in accordance with 22-44-110(4).

_____

Mike Peterson, President

Board of Education

Attest:

_____

Becky Myers, Secretary

Board of Education

Douglas County School District

Learn Today, Lead Tomorrow

Douglas County School District

Learn Today, Lead Tomorrow