



Rising Third Grade Summer Work

Parents,

It is summertime! We always encourage you to enjoy the outdoors, swim, sleep in late, and be together as a family. We hope you have a wonderful few months ahead of you and that you can create many memories during this time. We also hope you spend some time keeping your child's memory fresh with all the important things they learned this past school year. We've tried to help you in that task by creating a summer activities list for you. You are not expected to follow this list exactly. It is meant to be a guide for exercising your child's mind. The list provides suggested activities and games for each month that are an appropriate follow-up to the school year. Each activity can easily, and enjoyably, be done as a family. We hope you take time each week to enjoy these activities.

You will see "Every Week Activities" below. These are tasks we believe vital to the education of your upcoming third grader. By taking the time to do these each week, you are preparing your child for a great beginning to their third-grade year!

We pray that you have a fantastic summer. We pray for safe travels and relaxing nights. We pray for your child as they learn and grow. We look forward to seeing you this fall. Until then, enjoy summer!

Sincerely,
The Third Grade Team

Every Week Activities:

Reading:

- your child reads aloud to someone
- someone reads aloud to your child
- your child reads silently to him/herself

Math Facts:

- addition facts
- subtraction facts
- multiplication facts
- www.mathplayground.com is a helpful resource for practicing these facts as well as other math skills

Due on the First Day of School:

- math logic and word problem worksheets
- write a letter to your new teacher and tell him/her about your summer!

The goal is for each third grader to read at least 4 chapter books alone or together.



Rising Third Grade Summer Work

June

Write a story about something that happened to you while you were in 2nd grade.

Read the story you wrote to someone.

Help make a list of items you need from the grocery store. Estimate what each item costs. Take the list to the store and see how close you were to the prices.

What book are you reading right now? Write 5 sentences about a character from that book.

Draw a picture of you and your dad. Write about what you like about your dad.

Look at the high and low temperatures estimated for this week. Continue to check to see if the predictions were correct. How accurate were the predictions?

Put a piece of ice on the sidewalk. How long does it take to melt? How long does it take to evaporate?

Celebrate Father's Day together doing something you both love!

What book are you reading right now? Write 5 sentences describing the setting of that book.

Make out a math test for someone in your family using addition and subtraction facts. Grade the test. How many questions were answered correctly?

Make up a story with your family. You start the story by saying the first sentence. Each person has to add to the story based on the last sentence. Funny? Scary? Silly?

What do you know about the 4th of July? Learn 5 new facts about this American holiday and write them down.

Think of a movie you have seen this summer. Rewrite the ending.

July

Write the words "The United States of America." How many words can you make using those letters?

Pretend you could eat anything you wanted for breakfast, lunch, and dinner. Write a story describing each meal.

Time yourself doing different activities. How much time did it take to make your bed? Which activity took the least time? Which activity took the most?

Go grocery shopping with your mom or dad. Take a calculator with you and keep track of how much the total bill will be when you are finished. Were you right?



Rising Third Grade Summer Work

August

Write a story about something that happened to you while you were in 2nd grade.

Make a list of 10 things you look forward to in the 3rd grade.

Write a letter to your new teacher. Tell them about your summer. What are you looking forward to in 3rd grade?

Write down 5 things you want to do while you are in the 3rd grade. Share these with your mom and dad.

Design a tree house. Draw it out. Describe all of the things that make your tree house special.

Write at least five sentences to describe your experience at Welcome Back Morning.

Check the temperature when you first wake up and then several other times during the day. Record the temperatures and see how they change.

Help your mom or dad make a menu for tonight's dinner. Assign a price to each item. Take everyone's order and make out tickets with how much they would owe.

Measure everyone in your family. Make a chart comparing everyone's height.

How many books have you read this summer? Which book was your favorite? Why?

Write a story about the best thing that happened to you this summer.

Play "How many in a minute?" Pick something to do (like shoot a basketball), and see how many times you can do it in a minute. Make a guess before you start.



Rising Third Grade Summer Work

Rising 3rd Math Logic & Word Problem Packet

1. Model drawing a picture and concluding sentence for each problem (see example below). This will allow the teacher to better understand the student's thought process in solving the problem and make it easier for him or her to assist the student.

Mick won 2 soccer games in June, 3 in July and in August he won 6 more than in all of June and July.

How many games did he win in August?

$$2+3=5$$

$$5+6=11$$

He won 11 games in August.

2. Children solve problems. They should be encouraged to use a variety of problem solving strategies, including pictures, manipulatives, number lines, etc.



Rising Third Grade Summer Work

3. Record answers. An Answer Key, including equation and concluding sentence, is included for ease in recording.

Note: The intended purpose of these problems is to allow children to use math skills in context, therefore when necessary, the parent or adult should read them aloud to the student.

*Keep these sheets to turn in to your homeroom teacher on the first day of school.

Have a wonderful summer!

The 3rd Grade Team



Rising Third Grade Summer Work

1A

1. Mick won 2 soccer games in June, 3 in July and in August he won 6 more than in all of June and July. How many games did he win in August?

2. Hana had 12 ice cream cones. 4 melted and 3 fell down so her grandma came and gave her 2 more. How many ice creams did she have in the end?

3. Bob's family ordered 2 pizzas. Each pizza had 10 pieces. They ate all the pieces in the first one and 5 pieces in the second one. How many pieces of pizza are left?

4. The classroom had 6 blue tables. Then 2 of the tables were painted red. Then 1 more blue table was painted yellow. How many tables are still blue?



Rising Third Grade Summer Work

2A

1. A dog buried 10 bones. If he digs out 2 bones every day, how many days will it take for him to get all his bones?

2. Jan went to the park. She saw 3 birds on a bench and 8 more in a tree. 5 birds flew away, but 2 of them landed on the bench. How many birds are left in the park?

3. Rick has 5 pictures. Tim has 5 more pictures than Rick. Glen has 4 fewer pictures than Tim. How many pictures does Glen have?

4. Kim's home is 5 blocks from school. Erika's house is 3 blocks closer to school. How many blocks a day does Erika walk altogether to get to school and come back home.



Rising Third Grade Summer Work

3A

1. Sue has 2 buttons. Jo has 1 more button than Sue. Jill has 8 more buttons than Jo. How many buttons does Jill have?

2. Jen had 12 cookies. She ate 2 of them and Jack and Kevin ate the same amount. There were no cookies left. How many cookies did Jack and Kevin eat?

3. Pat went to the zoo. 10 animals were taking a bath. When Pat left 4 monkeys, 2 lions and 1 tiger were finished taking a bath. How many animals were still taking a bath when Pat left?

4. Emma saw 6 red flowers. Ben saw 2 red flowers and 7 blue flowers. Altogether, how many more flowers did Ben see?



Rising Third Grade Summer Work

Optional Rising 3rd Math Logic & Word Problem Packet

Here are some extra math worksheets for your child to work on this summer.

Keeping their math knowledge fresh will help their confidence when the school year begins.

This packet is optional and not expected to be turned in at the beginning of school, but sent to you with the recommendation of working on a few skills each week.

The Third Grade Team




Rising Third Grade Summer Work

2.NBT.A.2

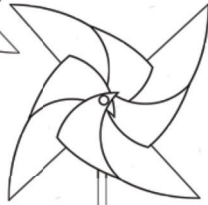
Name: _____

Summer Pinwheels


Each problem shows skip-counting by 5s. Fill in the missing numbers.



30, 35, _____, 45, _____, 55, _____





275, _____, 285, _____, 295, _____



_____, 365, _____, _____, 380

200, _____, 210, 215, _____, _____

10, _____, 20, _____, _____, 35




80, 85, _____, 95, _____, _____, 110

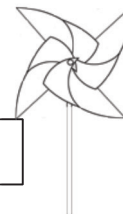
_____, 510, 515, _____, 525, _____, 535

_____, 800, _____, _____, 815

_____, _____, 495, _____, 505



_____, _____, 820, _____, 830



395, _____, _____, 410, _____



150 _____, 160, _____, 170, _____

645, 650, _____, 660, _____, _____, 675

Copyright © 2018 Teaching Buddy Loves Math



Rising Third Grade Summer Work

2.NBT.A.2

Name: _____

Summer Hot Air Balloons

Each problem shows skip-counting by 10s. Fill in the missing numbers.



10, 20, _____, 40, _____, 60, _____

150, _____, 170, 180, _____

420, _____, 440, _____, 460, _____

280, 290, _____, 310, _____, 330, _____

300, _____, 320, 330, _____

0, _____, _____, 30

960, _____, 980, 990, _____

720, _____, 740, _____, 760, _____

_____, 700, 710, _____, 730, _____



190, _____, 210, 220, _____

60, _____, _____, 90

630, _____, 650, 660, _____, 680, _____, _____



40, _____, _____, 70

_____, 870, 880, _____, _____, 910

Copyright © 2018 Teaching Buddy Loves Math



Rising Third Grade Summer Work

2.NBT.A.3

Name: _____

Summer Boat Trip

Write each number in words.

892


519

947

625

308

272



541

188

Copyright © 2018 Teaching Buddy Loves Math



Rising Third Grade Summer Work

2.NBT.A.3

Name: _____

Summer Cool Treats

Write each number in words.

936

482

370

808

772

284

193

555

Copyright © 2018 Teaching Buddy Loves
Math









Rising Third Grade Summer Work

2.NBT.B.4

Name: _____

Summer Sailboats

Compare the numbers using $<$ or $>$



Copyright © 2018 Teaching Buddy Loves Math



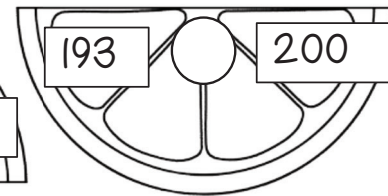
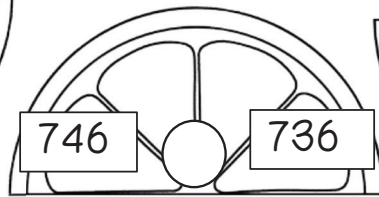
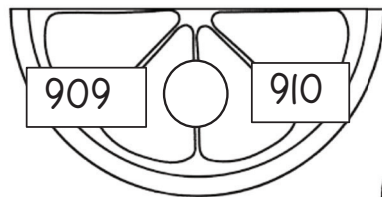
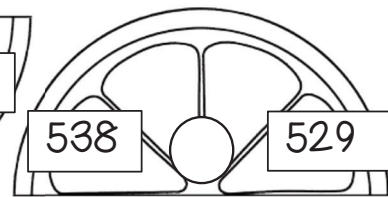
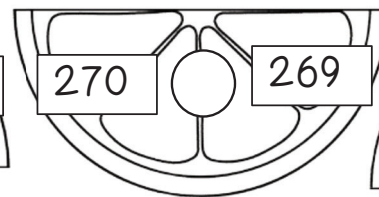
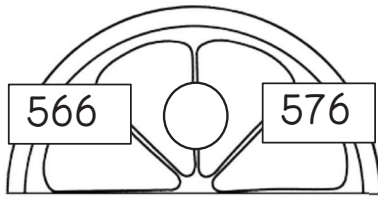
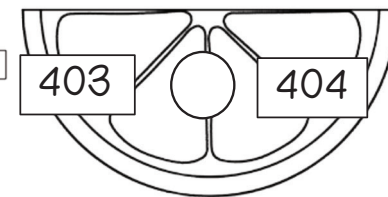
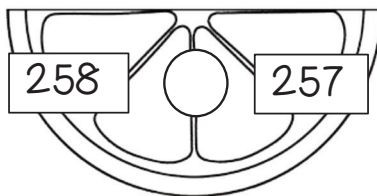
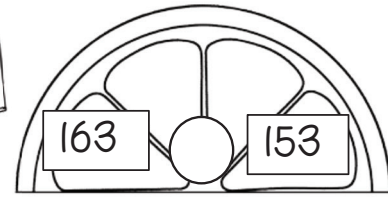

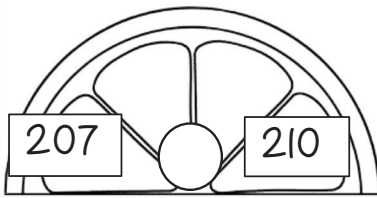
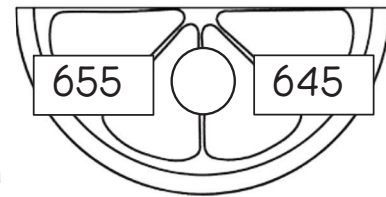
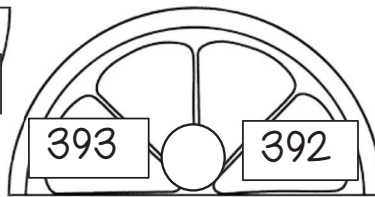

Rising Third Grade Summer Work

2.NBT.B.4

Name: _____

Summer Lemonade Stand

Compare the numbers using $<$ or $>$



Copyright © 2018 Teaching Buddy Loves
Math



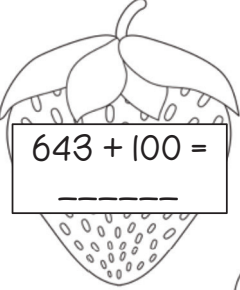
Rising Third Grade Summer Work


2.NBT.B.8

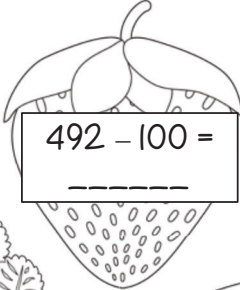
Name: _____

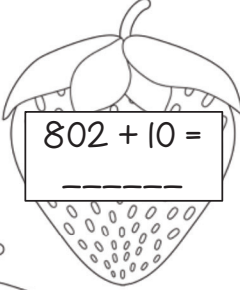
Summer Strawberries

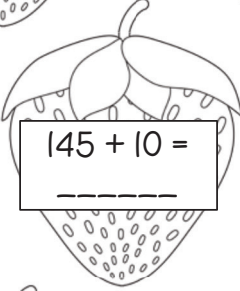
Mentally add or subtract the numbers.

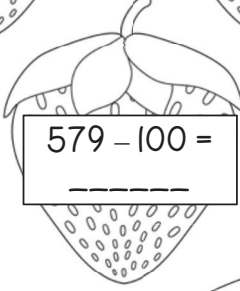

$$643 + 100 =$$

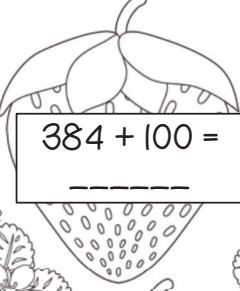

$$500 - 10 =$$

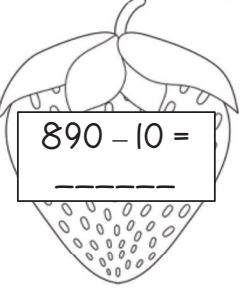

$$492 - 100 =$$

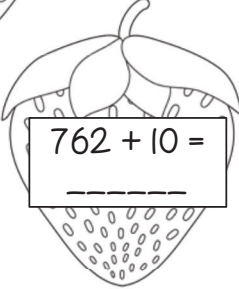

$$802 + 10 =$$

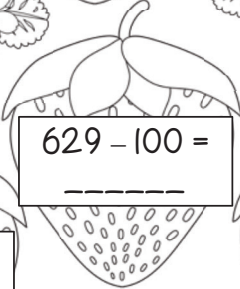

$$145 + 10 =$$



$$579 - 100 =$$

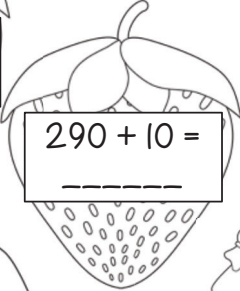

$$384 + 100 =$$

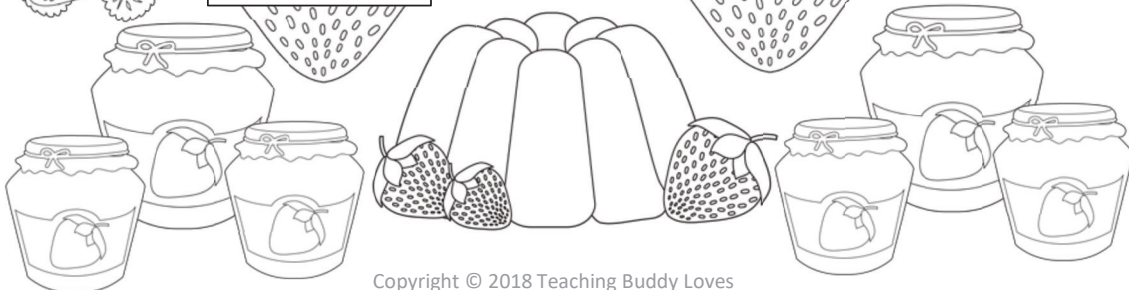

$$890 - 10 =$$


$$762 + 10 =$$


$$629 - 100 =$$


$$595 + 100 =$$


$$290 + 10 =$$



Copyright © 2018 Teaching Buddy Loves
Math



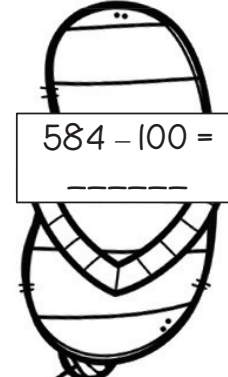




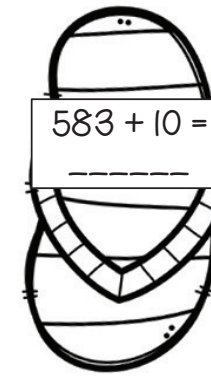
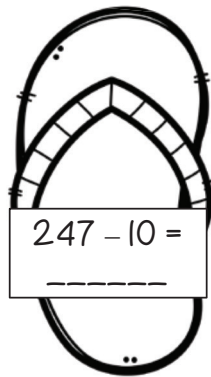

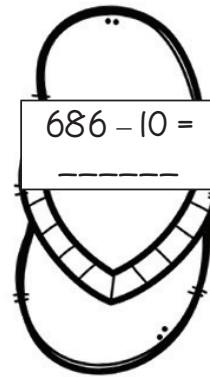



Rising Third Grade Summer Work

2.NBT.B.8

Name: _____

Summer Flip Flops

Mentally add or subtract the numbers.



Copyright © 2018 Teaching Buddy Love
Math



Rising Third Grade Summer Work

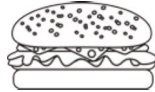
2.NBT.B.5

Name: _____

Summer Picnic

Add the numbers.

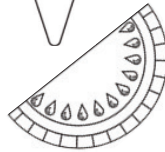
$68 + 23 = \underline{\hspace{2cm}}$



$45 + 29 = \underline{\hspace{2cm}}$



$35 + 17 = \underline{\hspace{2cm}}$



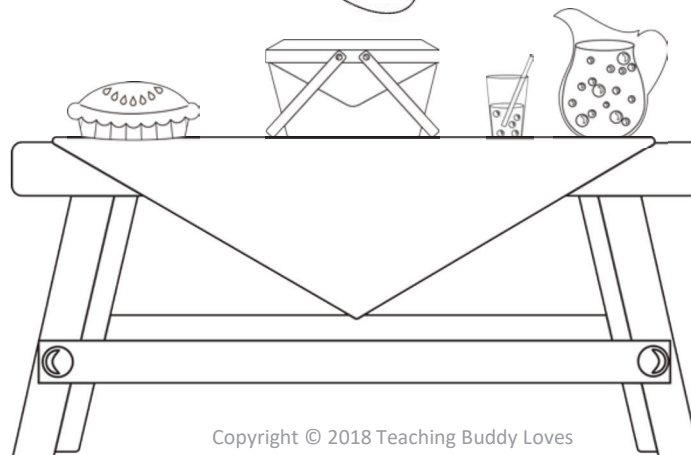
$62 + 25 = \underline{\hspace{2cm}}$



$56 + 26 = \underline{\hspace{2cm}}$



$18 + 61 = \underline{\hspace{2cm}}$



Copyright © 2018 Teaching Buddy Loves
Math



Rising Third Grade Summer Work

2.NBT.B.5

Name: _____

Summer at the Beach

Subtract the numbers.

$93 - 37 = \underline{\quad\quad}$



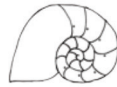
$75 - 46 = \underline{\quad\quad}$



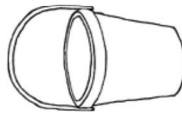
$82 - 41 = \underline{\quad\quad}$





$50 - 32 = \underline{\quad\quad}$



$100 - 68 = \underline{\quad\quad}$



$64 - 39 = \underline{\quad\quad}$



Copyright © 2018 Teaching Buddy Loves Math



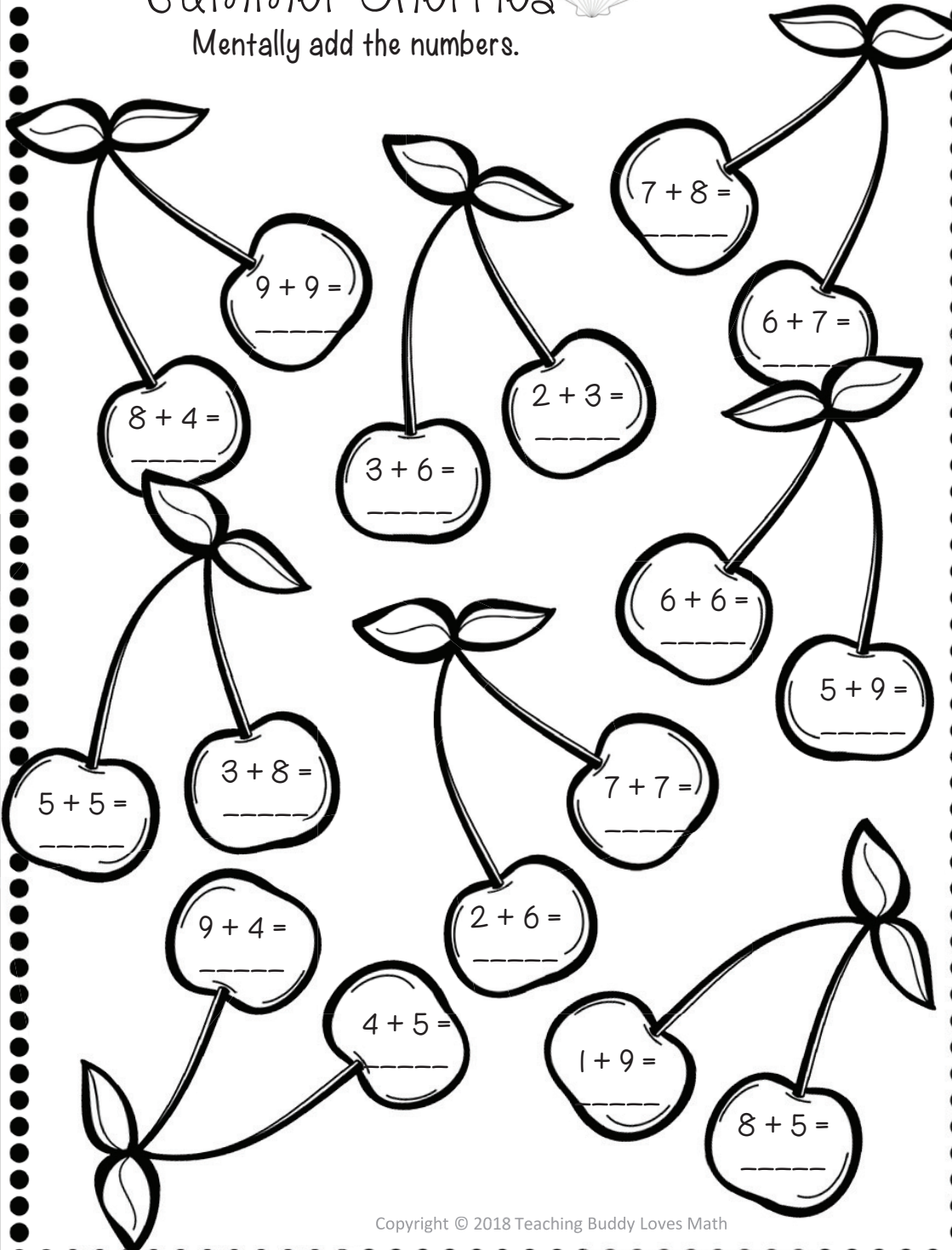
Rising Third Grade Summer Work

2.OA.B.2

Summer Cherries

Mentally add the numbers.

Name: _____



Copyright © 2018 Teaching Buddy Loves Math



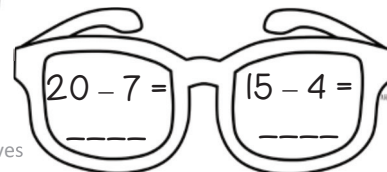

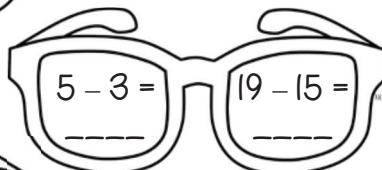
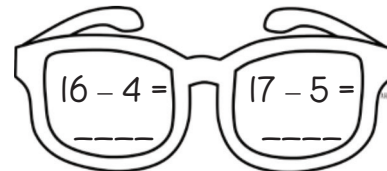
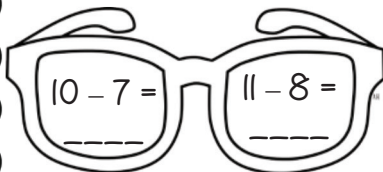
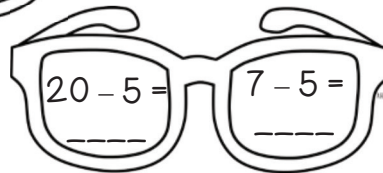
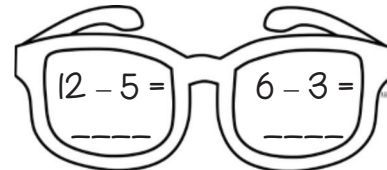
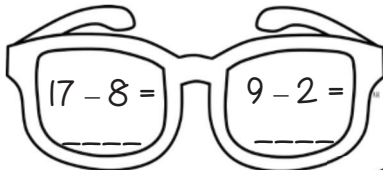
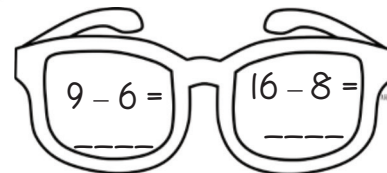
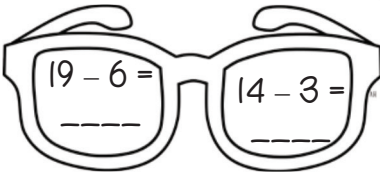
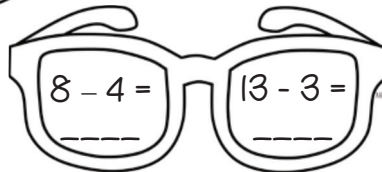
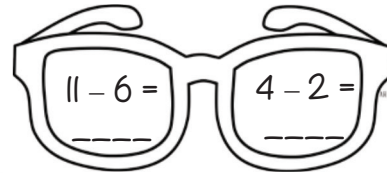
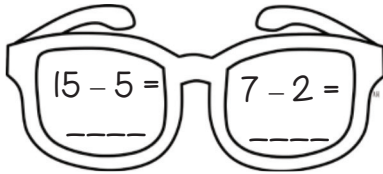
Rising Third Grade Summer Work

2.OA.B.2

Name: _____

Summer Sunglasses

Mentally subtract the numbers.



Copyright © 2018 Teaching Buddy Loves
Math



Rising Third Grade Summer Work

2.NBT.B.6

Name: _____

Summer Honeybees

Add the numbers.

$$15 + 17 + 23 + 22 =$$



$$10 + 16 + 38 + 12 =$$



$$18 + 19 + 42 + 10 =$$




$$11 + 24 + 30 + 13 =$$



$$17 + 17 + 29 + 14 =$$



$$23 + 11 + 10 + 27 =$$



Copyright © 2018 Teaching Buddy Loves Math



Rising Third Grade Summer Work

2.NBT.B.6

Name: _____

Summer Seashells

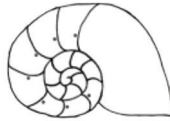
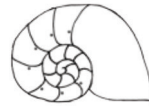
Add the numbers.



$$25 + 14 + 33 =$$



$$45 + 10 + 21 =$$



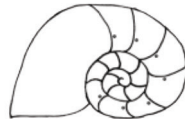
$$66 + 23 + 11 =$$



$$26 + 28 + 32 =$$



$$40 + 20 + 17 =$$



$$29 + 35 + 18 =$$





Rising Third Grade Summer Work

Name _____




Date _____

Telling Time

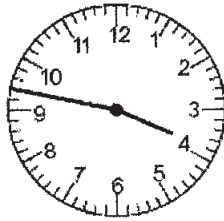
Write the time shown on the clock.

1.



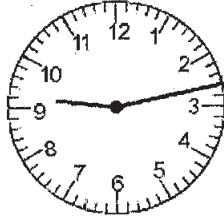
_____ : _____

2.




_____ : _____

3.




_____ : _____

4.



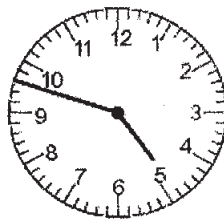
_____ : _____

5.



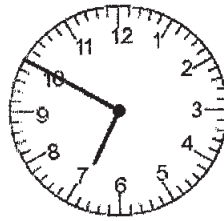
_____ : _____

6.



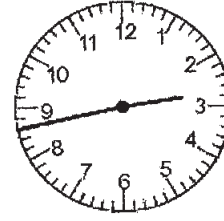
_____ : _____

7.



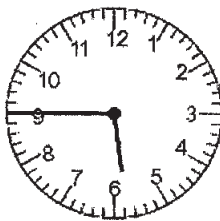
_____ : _____

8.



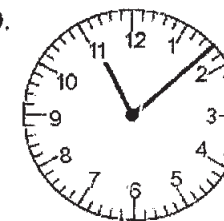
_____ : _____

9.



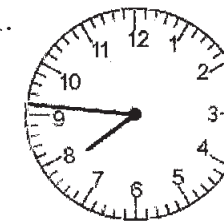
_____ : _____

10.



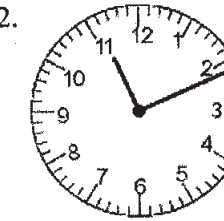
_____ : _____

11.



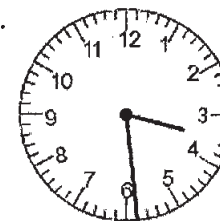
_____ : _____

12.



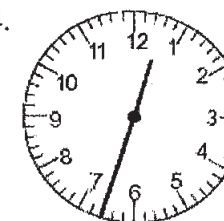
_____ : _____

13.



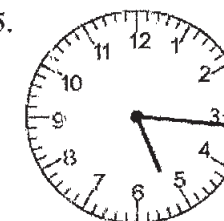
_____ : _____

14.



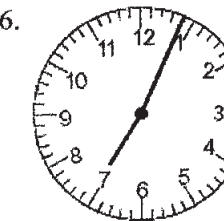
_____ : _____

15.



_____ : _____

16.



_____ : _____



Rising Third Grade Summer Work

LEVEL 4
STEP B





MEASUREMENT




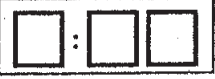
14243





WORKSHEET




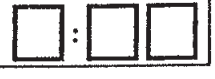
Name _____



Telling time: Look at the clock faces below. On the digital clocks, write the digital-time translation.

1.   2.  

3.   4.  

5.   6.  

7.   8.  

9.   10. 