

Sora

The student reading app



Sora offers the ability for students to explore age-appropriate digital books from our school and public libraries for **free**

1. Install the Sora app from the Apple App Store or Google Play Store, or go to soraapp.com


2. Select **Folsom-Cordova Unified School District** from the dropdown menu

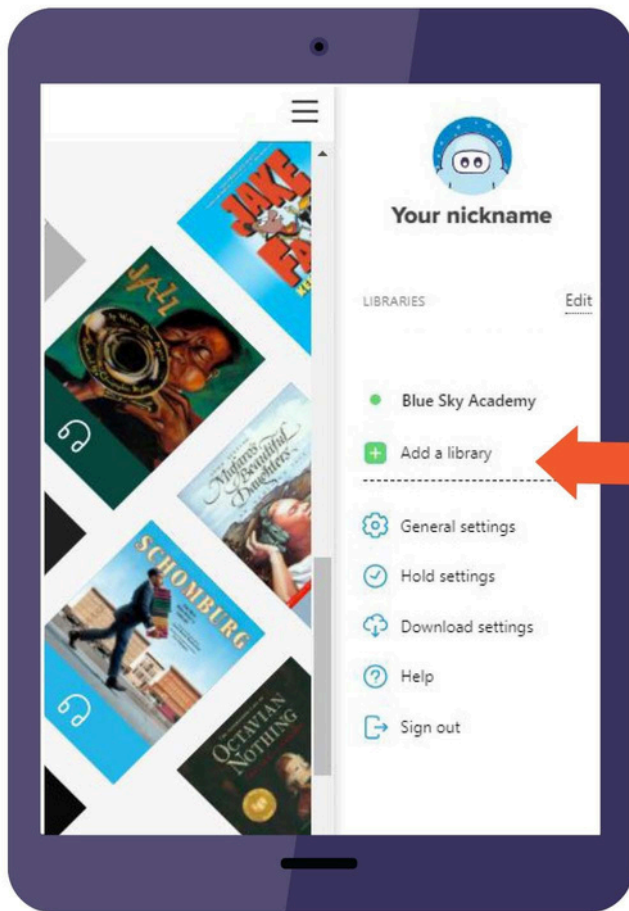
3. Sign in with your school email and password

4. Under your Profile, select **+ Add a library** and enter:

- **NorthNet Library System**
- **Sacramento Public Library**

5. Click **Borrow** on any title to be prompted to sign-in to the public library. Select **Folsom-Cordova Unified School District** and sign in

6. Go between our district and public library collections to check out audiobooks and ebooks! 



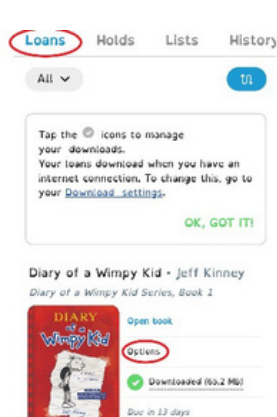
Also find Sora on the Clever app!

Sora



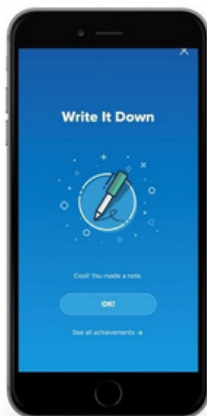
How do I return a book on Sora?

Books are automatically returned on their due date. If you finish a book early, you can return it before it's due.



1. Go to **Shelf**
2. Under **Loans**, go to the book you want to check in
3. Under the book title, select **Options**
4. If you borrowed the book from multiple libraries, select which copy you want to return
5. Select **Return**
6. Select **Return** again

What's great about ebooks:



- Access ebooks from anywhere, any time
- Have many books in one portable place
- Increase vocabulary with audiobooks
- Change font size and text for easier reading Adjust glare and background for night reading
- Change pace of books for easier listening Search, highlight, and save text for school