


# **ENROLLMENT**

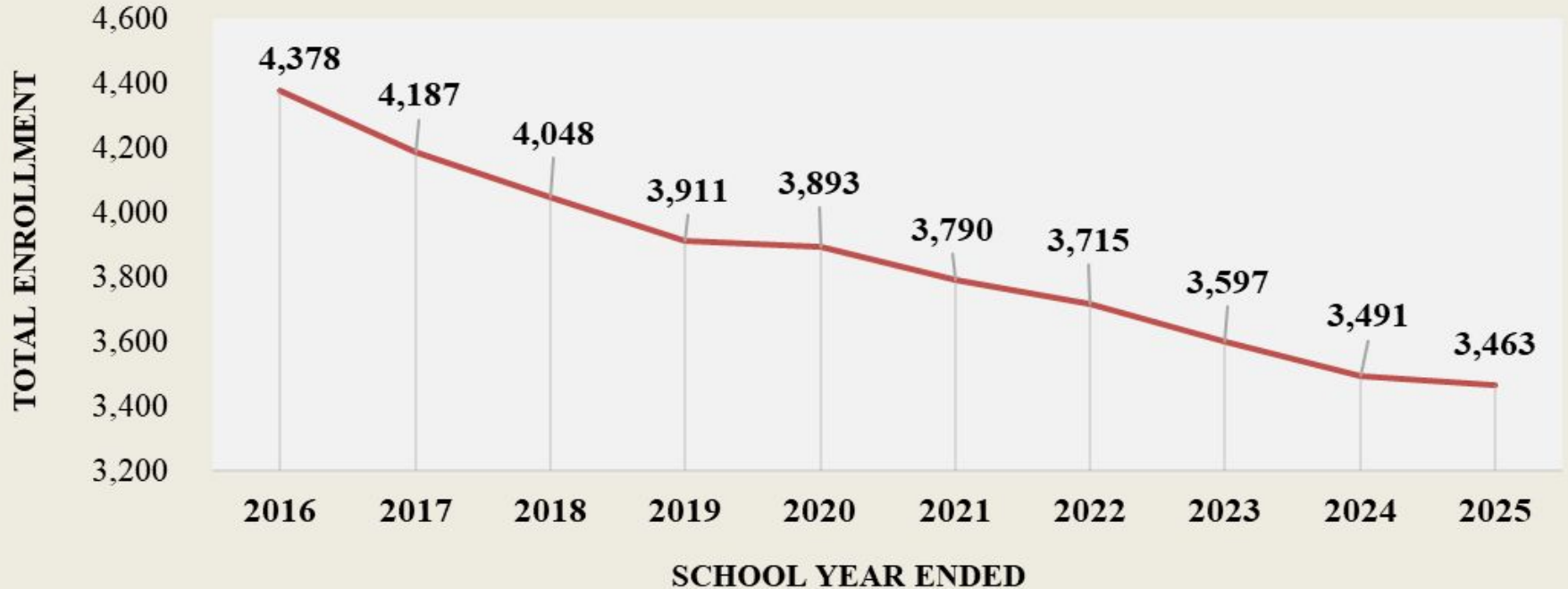
**Budget 2024-2025**

**March 6, 2024**



# Enrollment History

Enrollment K-12  
2016-2025



# Elementary Enrollment Projections

\*NOTE: Kindergarten Registration is underway. Total Kindergarten projections are based on students registered to date.

Grade	Actual Enrollment 2023-2024	Actual Sections 2023-2024	Projected Enrollment 2024-2025	Projected Sections 2024-2025	Section Change
Kindergarten	247	14	*234	14	0
Grade 1	249	14	247	14	0
Grade 2	268	15	249	14	-1
Grade 3	240	14	268	14	0
Grade 4	277	13	240	13	0
Grade 5	231	13	277	13	0
<b>TOTALS</b>	<b>1512</b>	<b>83</b>	<b>1515</b>	<b>82</b>	<b>-1</b>



## 2024-2025 PROJECTED Elementary Enrollment Sections (as of 3/1/2024)

	BHES	BVES	MKES	PRES	WPES	TOTAL
<b>*Kindergarten</b>	19, 19	17, 18, 18	16, 17, 17, 17	13, 13	18, 18	14 sections
<b>TOTAL</b>	<b>38</b>	<b>53</b>	<b>67</b>	<b>26</b>	<b>36</b>	<b>220 (234)*</b>
<b>Grade 1</b>	16, 17, 17	21, 21, 22	17, 17, 17, 18	13, 14	18, 19	14 sections
<b>TOTAL</b>	<b>50</b>	<b>64</b>	<b>69</b>	<b>27</b>	<b>37</b>	<b>247</b>
<b>Grade 2</b>	15, 16	18, 19, 19	18, 18, 18, 19, 19	18, 18	17, 17	14 sections
<b>TOTAL</b>	<b>31</b>	<b>56</b>	<b>92</b>	<b>36</b>	<b>34</b>	<b>249</b>
<b>Grade 3</b>	16, 17, 17	17, 17, 17	22, 22, 23, 23	16, 17	22, 22	14 sections
<b>TOTAL</b>	<b>50</b>	<b>51</b>	<b>90</b>	<b>33</b>	<b>44</b>	<b>268</b>
<b>Grade 4</b>	19, 19	16, 17, 17	17, 18, 18, 18	16, 17	24, 24	13 sections
<b>TOTAL</b>	<b>38</b>	<b>50</b>	<b>71</b>	<b>33</b>	<b>48</b>	<b>240</b>
<b>Grade 5</b>	19, 19, 19	24, 25	21, 21, 21, 22	20, 20	23, 23	13 sections
<b>TOTAL</b>	<b>57</b>	<b>49</b>	<b>85</b>	<b>40</b>	<b>46</b>	<b>277</b>
<b>TOTAL SECTIONS</b>	<b>15</b>	<b>17</b>	<b>25</b>	<b>12</b>	<b>12</b>	<b>82</b>
<b>ESTIMATED TOTAL</b>	<b>264</b>	<b>323</b>	<b>474</b>	<b>195</b>	<b>245</b>	<b>1501 (1515)*</b>

**NOTE: All section breaks subject to change based on close monitoring of enrollment**

**\*NOTE: Kindergarten enrollment (234)** reflects:  
 \* 19 OPT-IN to MKES  
**\* 14 OPT-OUT students** are NOT yet reflected in section numbers until school placement decision.

PRACTICE	CONTRACT	PRACTICE	CONTRACT	
K-2	K-1	3-5	2-5	
1-23	1-25	1-25	1-28	1 Section
24-47	26-50	26-51	29-56	2 Sections
48-71	51-75	52-77	57-84	3 Sections
72-92	76-100	78-103	85-112	4 Sections
92+	101+	104+	113+	5 Sections

# Secondary Enrollment Projections 2024-25

(as of 3/1/2024)


<i>FLMS ENROLLMENT: 2023-2024</i>					TOTAL	<i>FLMS PROJECTED ENROLLMENT: 2024-2025</i>					TOTAL
GRADE	6	7	8			GRADE	6	7	8		
Total Students	274	255	248		777	Total Students	231	274	255		760
<i>FLHS ENROLLMENT: 2023-2024 (inclusive of Hillside)</i>					TOTAL	<i>FLHS PROJECTED ENROLLMENT: 2024-2025 (inclusive of Hillside)</i>					TOTAL
GRADE	9	10	11	12		GRADE	9	10	11	12	
Total Students	295	337	308	262	1,202	Total Students	248	295	337	308	1,188
TOTAL SECONDARY ENROLLMENT 23-24					1,979	TOTAL PROJECTED ENROLLMENT 24-25					1,948



# FLMS Class Size Projections

Projections for FLMS 2024-2025			
Grade	Grade 6	Grade 7	Grade 8
Enrollment	231	274	255
Avg. Class Size*	19-20	21-22	21-22
# Sections	12	13	12
<b>TOTAL FTE</b>	10.0	10.0	10.0

\*Average class size accounts for 2 ½ house model



# Budget Calendar

- ✓ January 10, 2024 - Budget Overview
- ✓ January 24, 2024 - Athletics & Co-Curricular
- ✓ January 31, 2024 - Debt Service, State Aid, Cash Reserves, Revenue and Transportation
- ✓ February 7, 2024 - General Support, Tax Cap Calculation
- ✓ February 28, 2024 - Employee Benefits
- ✓ March 6, 2024 - Enrollment Projections, Class Size Estimates
- March 13, 2024 - Curriculum (General Education, Special Education, Technology)
- March 20, 2024 - Superintendent's Budget Presentation
- March 27, 2024 - Budget Deliberations
- April 10, 2024 - Budget Deliberations
- April 24, 2024 - Budget Adoption
- May 8, 2024 - Budget Hearing
- May 21, 2024 - Budget Vote