




# MAY 2023

## WORDS OF THE WEEK



Spring: a lovely reminder of how beautiful change can be.

Sunday	Monday	Tuesday	Wednesday	Thursday	Friday	Saturday
	<u>FAMILY</u> 1 Who is in your family? <a href="#">Q's Family</a>	SAME 2 So many things can be the <u>same</u> .  <a href="#">Read</a>	<u>DIFFERENT</u> 3 Talk about same and different in your family <a href="#">The Family Book</a>	<u>MY</u> 4 Use 'my' "My eyes" "My hair" "My skin" "My toes"	5  Request family photos	6
7	WHAT 8 What are your <a href="#">family traits</a>	SOME 9 Only some will have <a href="#">each trait</a> . Take a survey and share	ALL 10 As humans we all share these <a href="#">traits</a>	WE 11 "We" is a group. <a href="#">Practice</a> using "we".	BOOKS 12 <a href="#">I look like...</a> <a href="#">Genes</a> <a href="#">Traits</a>	13
14	<u>WHO</u> 15 Go on a trait <a href="#">scavenger hunt</a>	<u>LOOK</u> 16 Look for traits in others	<u>ALIKE</u> 17 Are we alike? Make a class <a href="#">chart</a> .	<u>HAVE</u> 18 Look for traits in <a href="#">yourself</a>	19	20
21	I 22 Identify <a href="#">likes</a> and dislikes. Does anyone else feel like you?	<u>THEY</u> 23 Using traits break into groups. "They have..."	<u>NOT</u> 24 Use not to talk about traits. "I do not have..."	<u>FIND</u> 25 Find your <a href="#">family</a>	HAVE FUN! 26  <a href="#">all summer long!</a>	27
28	29	30	31			

Explore family traits. Talk about all the ways we are the same and different. Ask parents to share photos to identify how we look like other people in our families. Use pronouns to expand student comments. Remember to talk about family time as summer break approaches. HAVE FUN!

Developed by Kellie Cullen, M.S., CCC-SLP

**WORD BANK**

