


Students: Generating A Pairing Code in Canvas

Introduction

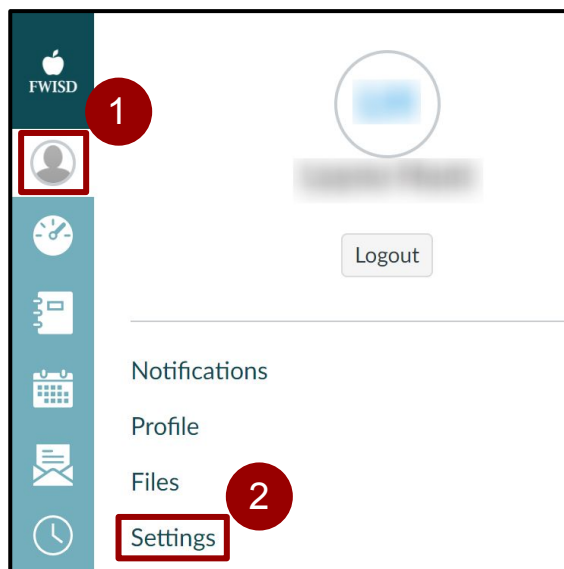
Pairing codes are used to add observers to a Canvas account. Students can generate a pairing code to provide parents/guardians access to view course assignments, events, and grades.

Getting Started

1. **Navigate to www.fwisd.org/myfwisd** and log in.
2. **Click** on the Canvas icon.

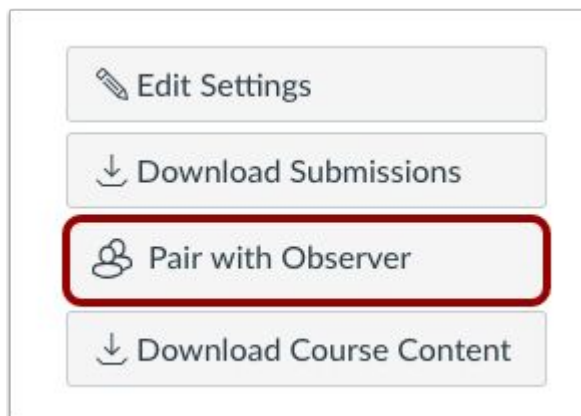


3. In the Global Navigation Menu, **click** the Account icon. Then, **select** the Settings link.



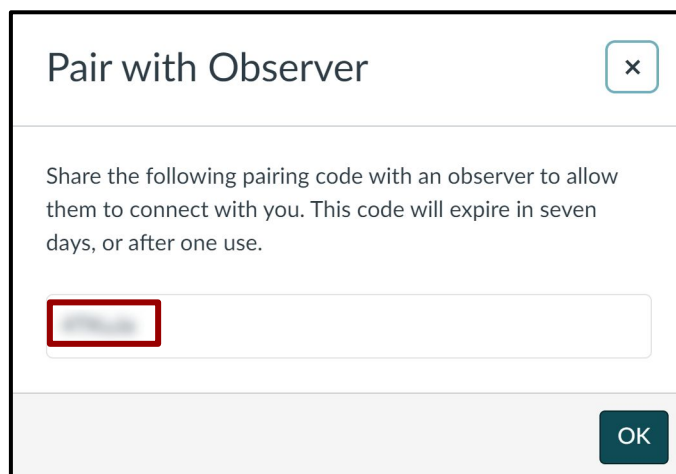
Pair with Observer

1. **Click** the Pair with Observer button.



2. Copy the six-digit alphanumeric pairing code. The code will need to be shared with the observer who will link to the account. The pairing code will expire after its first use or seven days; additional pairing codes can be generated after original codes have been used or have expired.

Note: Pairing codes are case sensitive.



3. **Click** OK to close the window.