



Quick Reference Guide

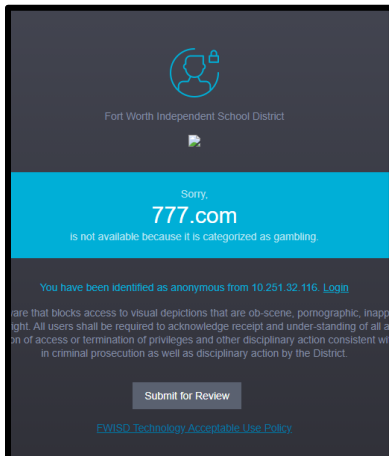
Authenticate your Account

Overview

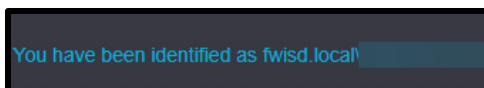
FWISD staff are being asked to authenticate the accounts. If you are visiting a site that you were once able to (i.e. Facebook) and cannot, you will need to authenticate using the directions below.

Authenticate your Account

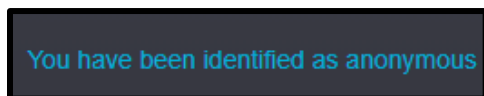
1. Navigate to 777.com.



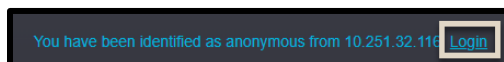
2. Check to see if you are authenticated. If **authenticated**, you will be identified by **name**.



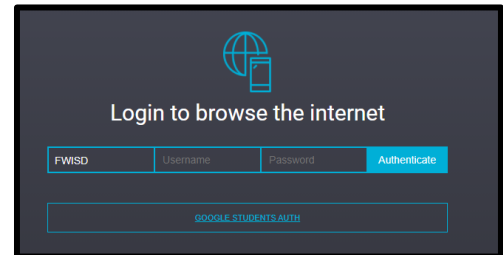
If **not authenticated**, you will be identified as **anonymous**.



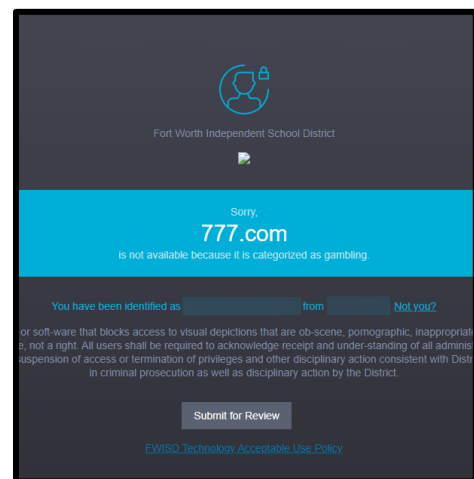
3. Click **Login** if not authenticated.



4. Enter your district username and password.



5. Click **Authenticate**.



Note: You will not be able to access 777.com. However, once authenticated, you should be able to access sites that you've used in the past, like Facebook, Twitter, etc. Repeat this process as needed.