



Quick Reference Guide

College Board App for Personal Laptops

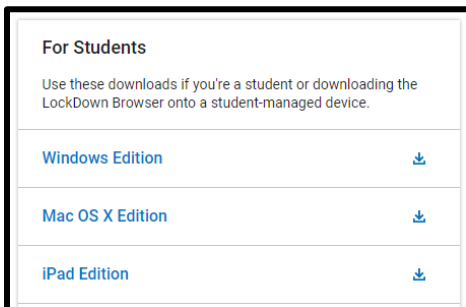
Overview

AP Classroom works with the College Board LockDown Browser to enhance the security of online testing by restricting student access to the internet. When using the locked browser, students are unable to print, copy, go to another URL, or access other applications. Students are locked into an assessment until it is submitted for grading.

Download LockDown Browser

Students can download College Board LockDown Browser to a personal laptop or iPad. It CANNOT be installed on a personal Chromebook. Chrome, Firefox, or Safari 10 or higher are supported browsers.

1. Navigate to the College Board LockDown Browser download page.
<https://apclassroom.collegeboard.org/lockdown>.
2. Select the **appropriate download (Windows, Mac OS, or iPad)** under For Students.



3. Click the **download icon** and follow on-screen prompts to complete installation.

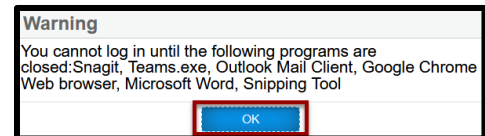


Launch LockDown Browser

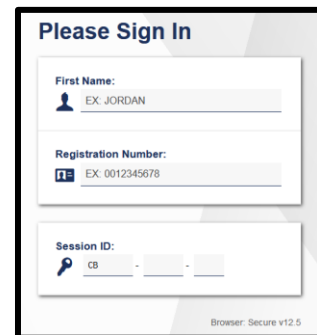
1. Click the **CB Secure Browser icon**.



2. Click **OK** if prompted to close programs.



3. Login when the College Board App starts.



4. Navigate to the exam.

Note: You will be locked into the testing environment until the assessment is submitted for grading.

Secure Assignment Readiness Check

You will need to complete a Secure Assignment Readiness Check before using the College Board LockDown Browser App.

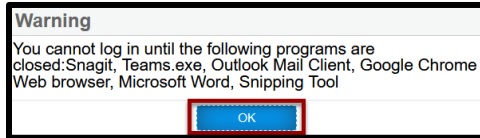
1. Click the **CB Secure Browser icon**.



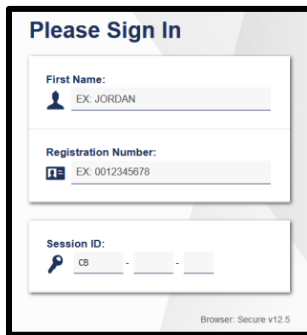


College Board App for Personal Laptops

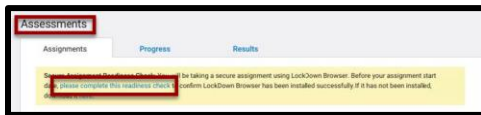
2. Click **OK** if prompted to close programs.



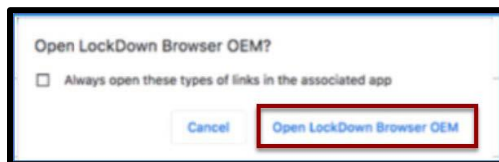
3. Login when the College Board App starts.



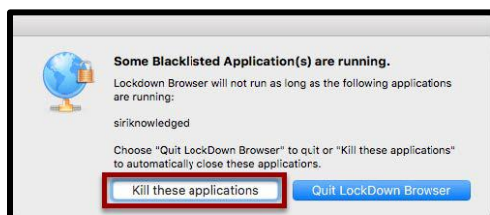
4. Navigate to the **Assessments** tab.
5. Click “**please complete this readiness check**” in the yellow highlighted box.



6. Click **Open LockDown Browser** in the pop-up window.



7. LockDown Browser requires certain applications to close. Click **Kill these applications** if prompted.



8. Answer the **sample questions** when the readiness check launches.
9. Click **Submit** when finished.
10. Exit the LockDown Browser.