



## Quick Reference Guide

# Student Password Reset after Set to Default Personal Device (English)

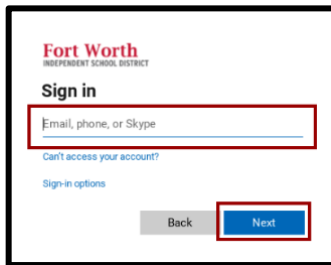
### Password Reset on a Personal Device

1. Navigate to the **My FWISD Apps Portal**.  
(<https://www.fwisd.org/myfwisd>)
2. Click **Sign in with Microsoft**.



3. Log in using your Active Directory Credentials. Student usernames are s followed by the student ID number and the extension @stu.fwisd.org.

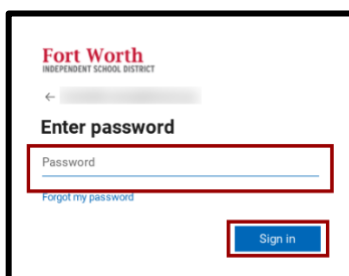
Example: s123456@stu.fwisd.org.



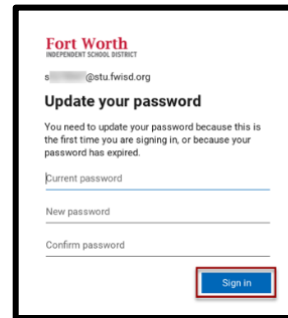
4. Enter your **Default Password** and click **Sign in**.

Note: The default student password is fwisd.student's eight-digit date of birth.

Example: fwisd.01242009



5. Enter your **default password** as the **Current password**. Enter your **new password** in the **New and Confirm** password boxes. Click **Sign-in**.



#### Note:

- Elementary students must choose a password with 8 characters. You may want to use a pet's name, color, or even your mom's name.
- Secondary (grades 6-up) students must choose a 12-digit password with three of these four complexity requirements—
  - lower case letters,
  - upper case letters,
  - numbers, or
  - special characters.

6. If prompted, re-enter your **new password** and click **Sign in**.

