

State Accountability

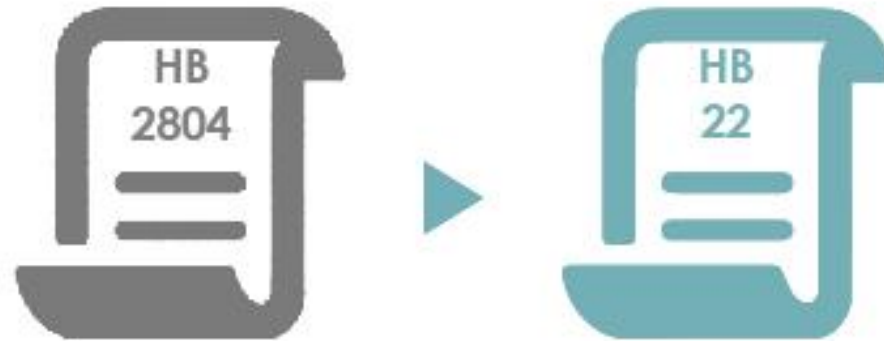


Board of Education Meeting
August 27, 2019



Accountability 2019

Districts & Campuses received A-F ratings



A B C D or **F**

Overall Rating

A-F

Better of Achievement or Progress
70%

30%



Student
Achievement

A-F



School
Progress

Part A & Part B

A-F



Closing
The Gaps

A-F

A-F

Better of Achievement or Progress 70%



**Student
Achievement**

73 C



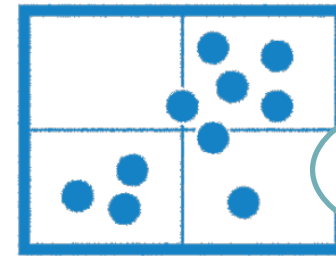
**School
Progress**

Part A: Academic Growth



60 D

Part B: Relative Performance



83 B

2019: FWISD Overall Rating

Better of Achievement or Progress
70%

30%

79 C



Student
Achievement



School
Progress

Part B

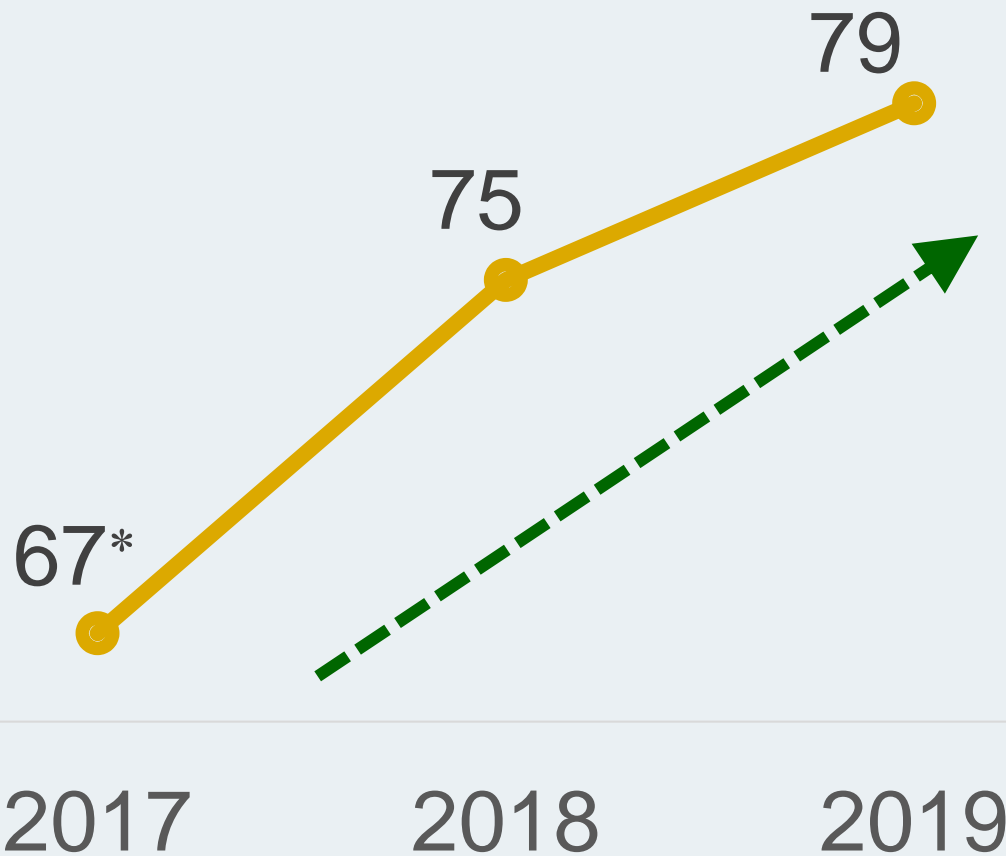
83 B



Closing
The Gaps

71C

Fort Worth ISD Overall Accountability Ratings




1/10th of a percentage point
from a B rating this year

12 point gain over 2 years

*2017 What-If Scenario

A – F Accountability Rating Percentages

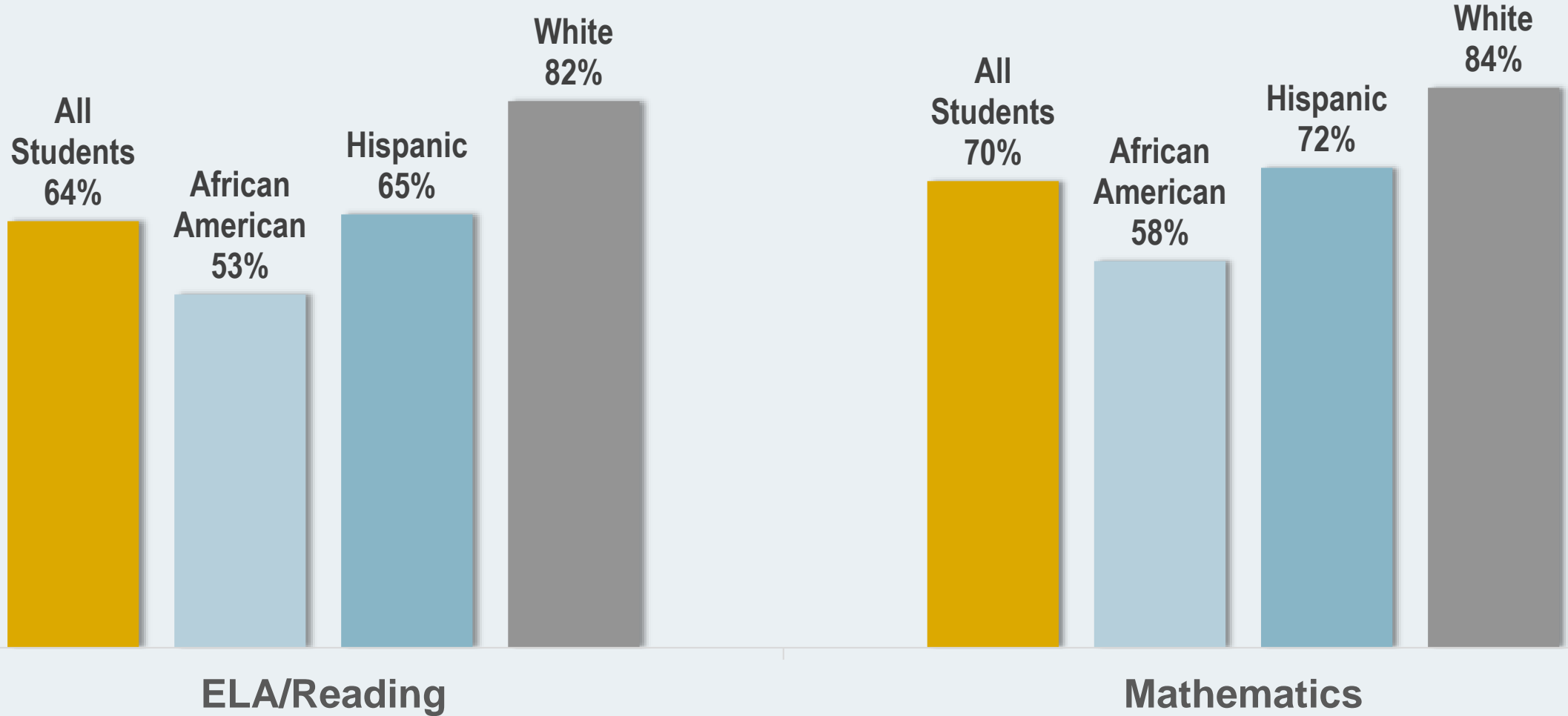


71% Rated A, B, or C

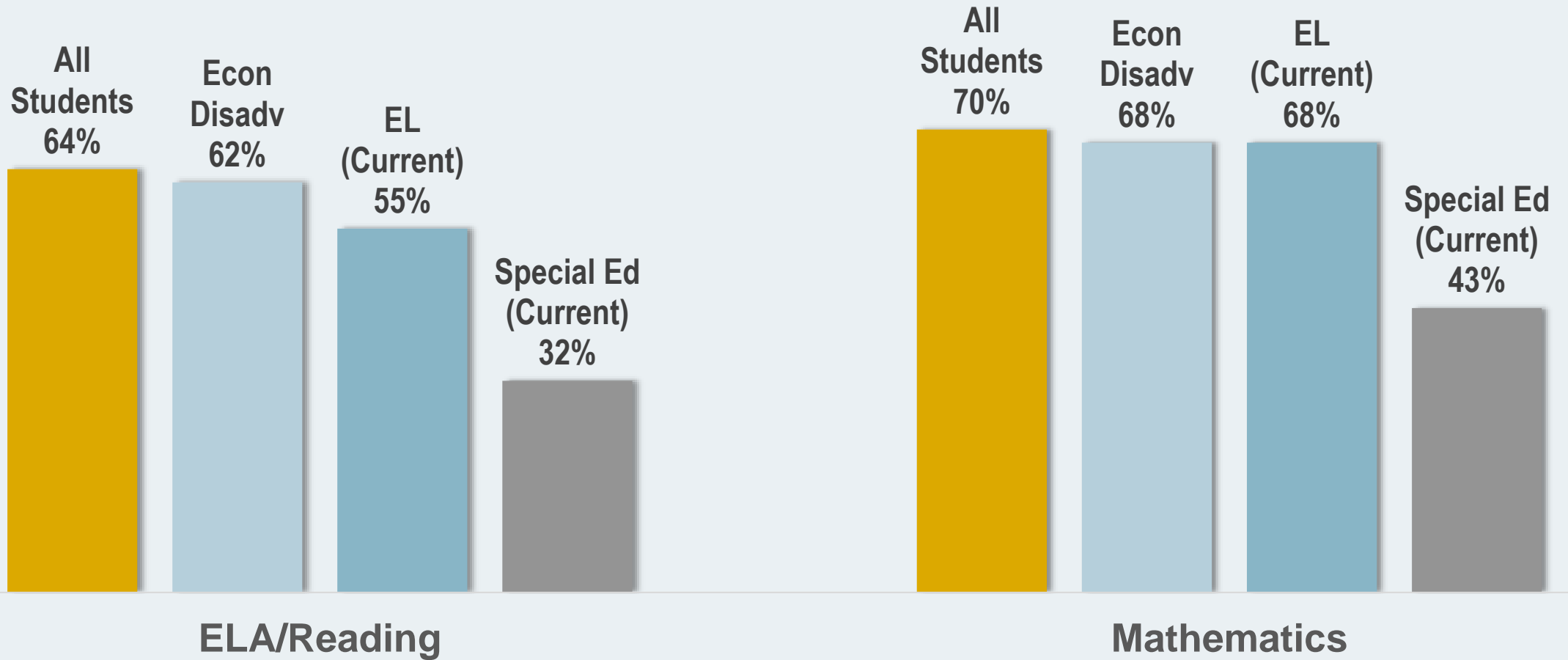
A – F Accountability Campus Totals



STAAR Performance Percent Passing (Approaches Grade Level or Above)



STAAR Performance Percent Passing (Approaches Grade Level or Above)



School Performance Framework (SPF)

Transparent and objective way to differentiate supports and interventions for schools

What Will FWISD SPF Tell Us?



Academic Excellence | 50%

Are the school's students achieving and growing academically? Does the school meet the state's standards?



Mission | 25%

Is the school meeting or on-track to meet FWISD mission goals for literacy, mathematics, and post-secondary readiness?



Learning Environment | 25%

Is the school a safe and engaging space for students and staff?

School Performance Framework (SPF)

Distribution of Campuses

Placed in Tiers Based on Overall SPF Score

Tier 1 = 12 campuses
Tier 2 = 26 campuses
Tier 3 = 50 campuses
Tier 4 = 27 campuses
Tier 5 = 11 campuses

Performance
Empowerment



Additional
Support

Racial Equity and School Performance Framework (SPF)

Resource Allocation

Executive Director and Equity Specialists will advance and support Racial Equity work at campuses.

Support Principals by Addressing Campus Equity Needs

- E-TEAMS (Equity Teams)
- CARE TEAMS
(Collaborative Action Research for Equity)
- Examine Data using Lens of Racial Equity: Academic, Discipline, and Attendance



Academic Excellence | 50%

Are the school's students achieving and growing academically? Does the school meet the state's standards?



Mission | 25%

Is the school meeting or on-track to meet FWISD mission goals for literacy, mathematics, and post-secondary readiness?



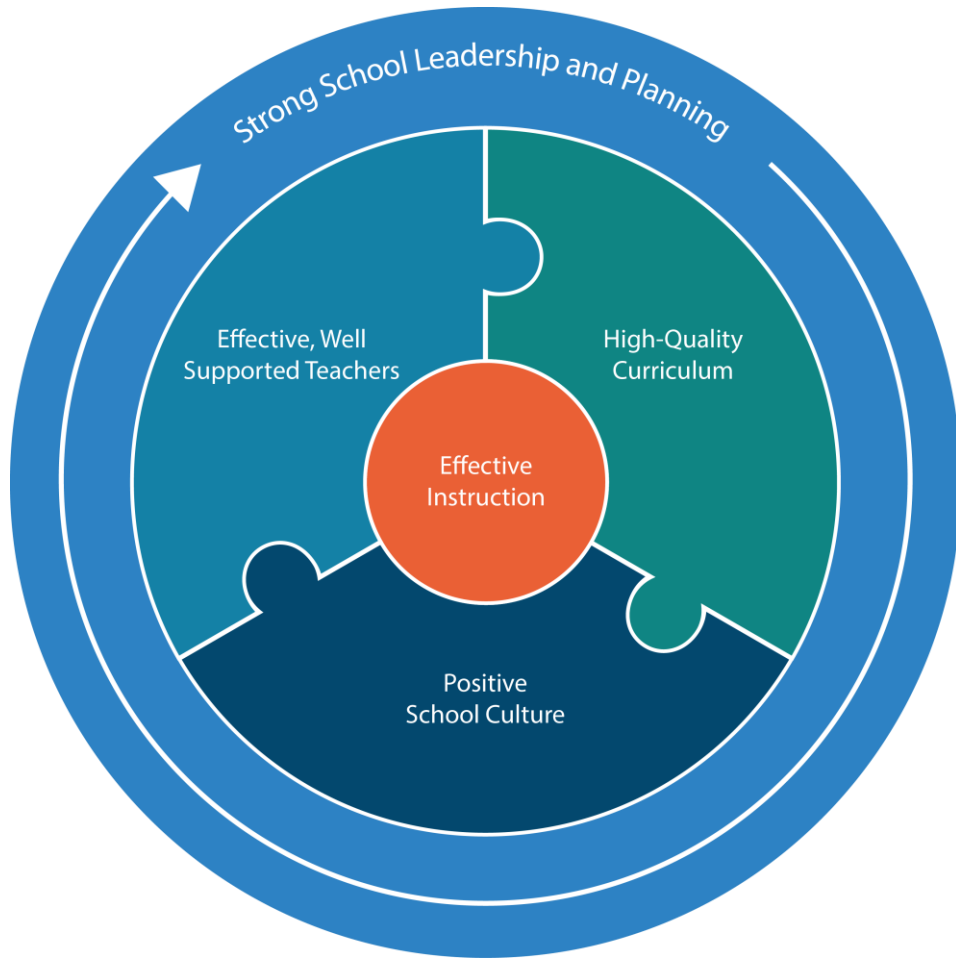
Learning Environment | 25%

Is the school a safe and engaging space for students and staff?

Stakeholder Engagement

SOAR (Students Organized for Anti-Racism)
Parent Focus Groups
(Six parent groups currently scheduled.)

Accountability Interventions and the Effective Schools Framework (ESF)



Campuses rated *D* or *F* and identified for Comprehensive, Targeted, or Additional Targeted Support under ESSA

All intervention activities are aligned to the **Effective Schools Framework**, the Texas Education Agency's framework for continuous campus improvement

Fort Worth ISD Action Steps

Elementary High Leverage Focus for 2019-2020

- Continue 3rd Grade Targeted Reading Support group meetings for priority campuses
- Monday Walks – Joint priority campus visits with Chiefs of Elementary, Secondary, Academics, and Equity
- Continue targeting Executive Directors visits with 75-80% time spent at priority campuses (Tier 4 and 5).

Fort Worth ISD Action Steps

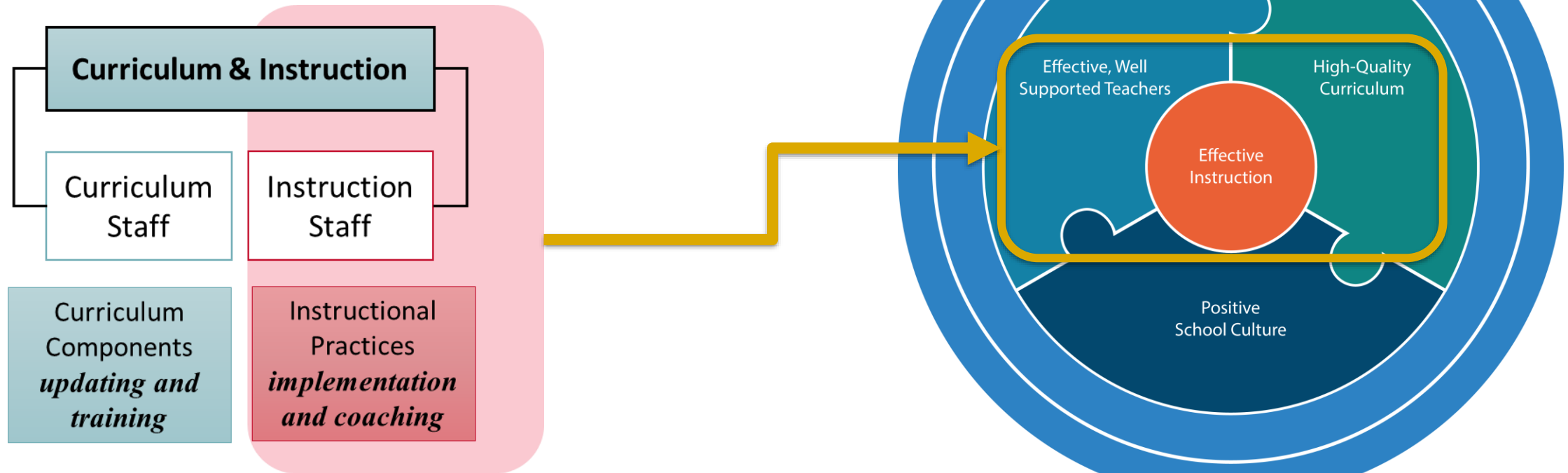
Secondary High Leverage Focus for 2019-2020

- Increase Student Achievement in:
 - Algebra I and English I and II
 - Math and Reading in Grades 6th and 7th.
- Increase English proficiency rates by at least one year's growth.
- Increase the number of students meeting indicators for College Career and Military Readiness status to impact the Accountability Rating.
- Differentiate supports for all Tier 4 and 5 campuses.

Fort Worth ISD Action Steps

Instructional Initiatives

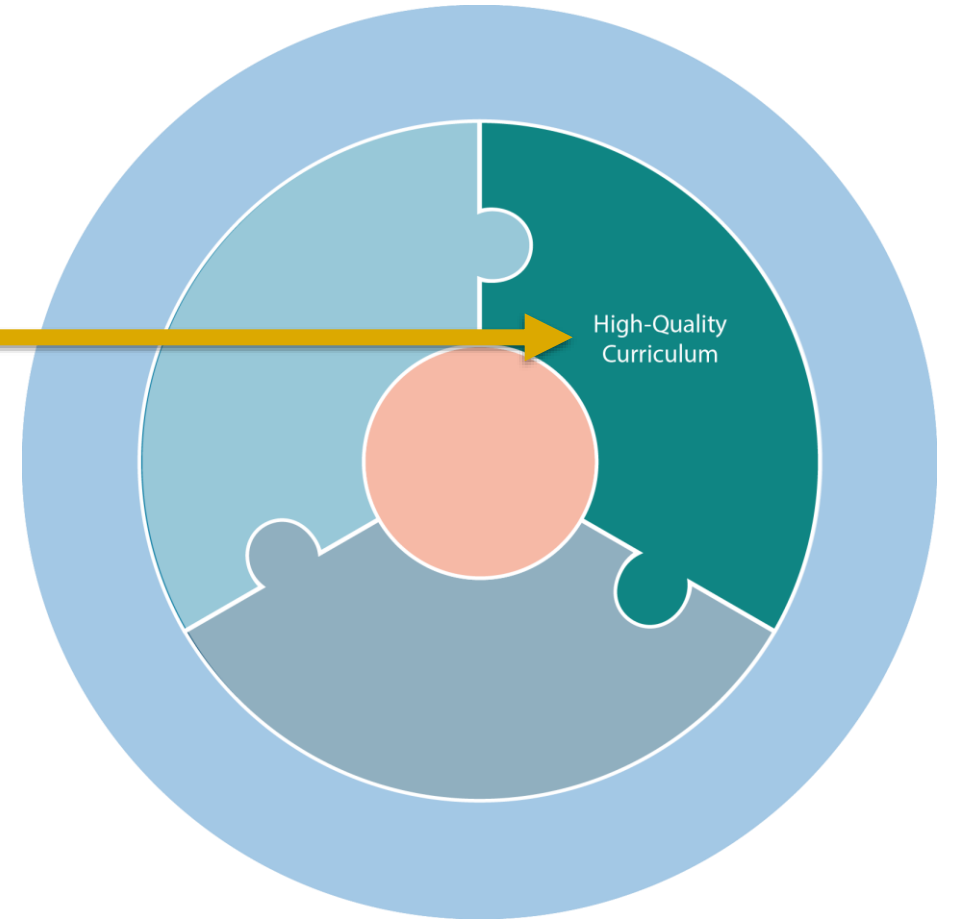
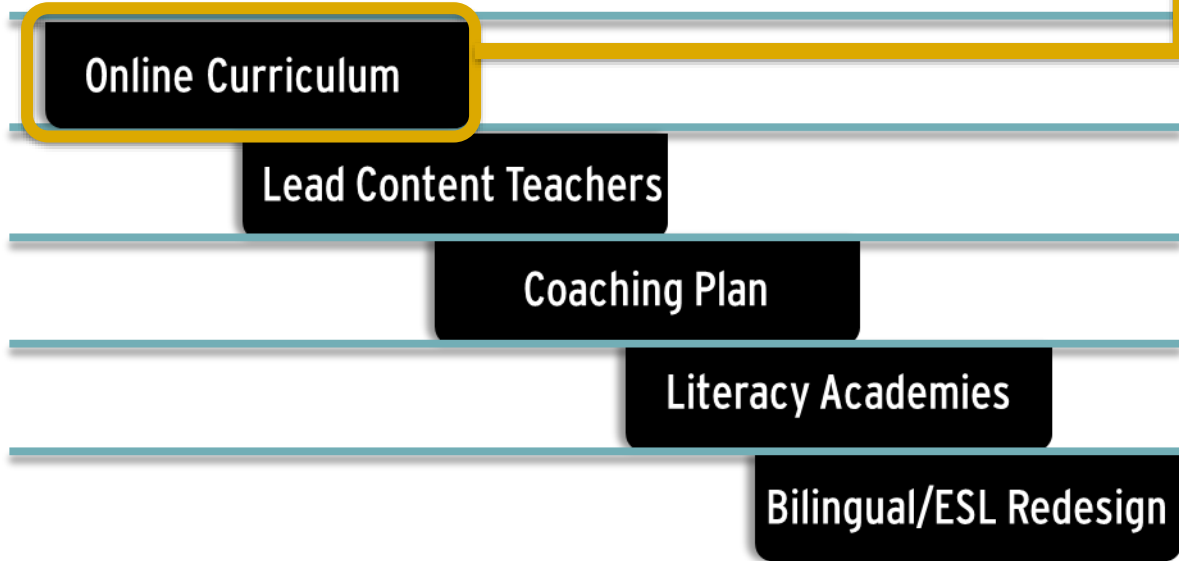
Alignment | Professional Learning | Support



Fort Worth ISD Action Steps



2019-2020 Priorities



Fort Worth ISD Action Steps

- Redesigned Online Curriculum Components
 - Instructional Calendar
 - Scope and Sequence
 - Unit Guides
 - Assessment Blueprints
- Curriculum Posting Schedule
 - 1st and 2nd six-weeks posted August 1st
 - 3rd six-weeks post on or before September 16th
 - Spring semester post by end of Fall Semester



FORT WORTH ISD
ONLINE CURRICULUM



Fort Worth ISD Action Steps



2019-2020 Priorities

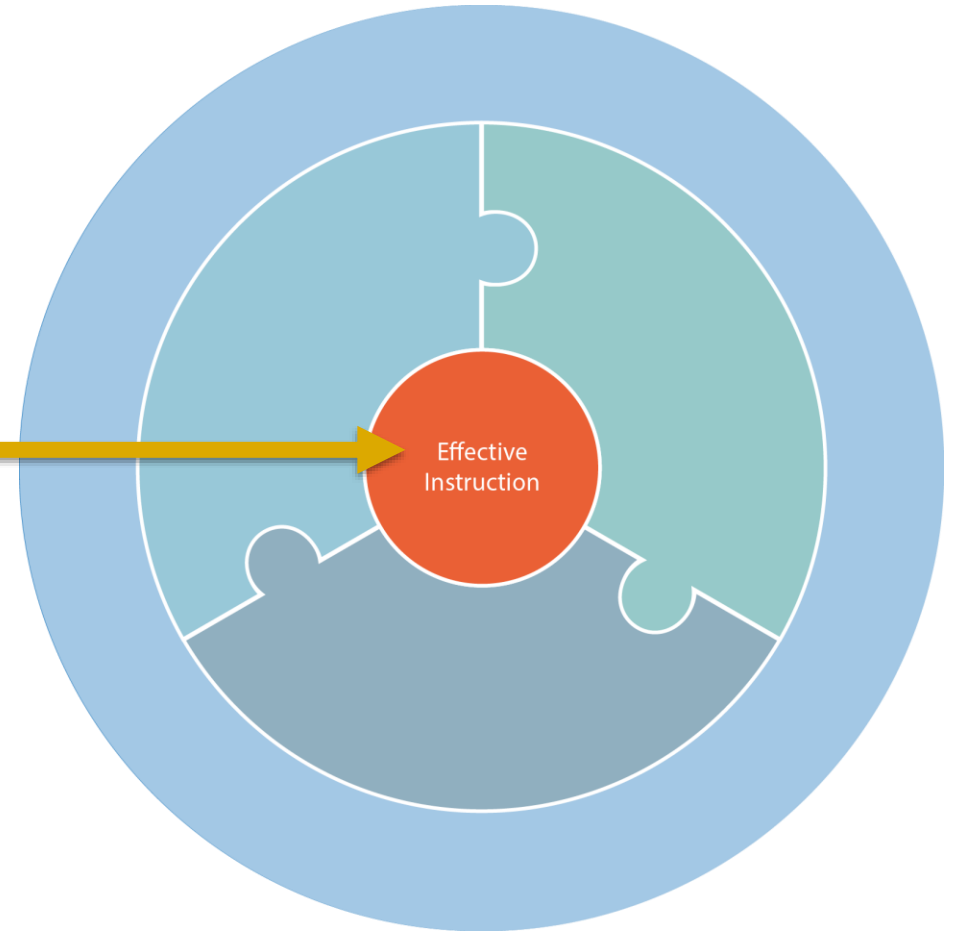
Online Curriculum

Lead Content Teachers

Coaching Plan

Literacy Academies

Bilingual/ESL Redesign



Fort Worth ISD Action Steps

Lead Content Teachers (LCTs)

- Lead Content Teachers will provide curriculum content training and support
- Elementary, Middle and High School for 2019-2020 school year
 - Elementary 2 ELA and 1 Math
 - Middle 2 Math and 1 ELA
 - High 4 ELA, Math, Science, Social Studies
- LCTs re-deliver Professional Learning Sessions to teachers on campus
- LCTs receive an annual stipend for attending and re-delivering Professional Learning sessions

Fort Worth ISD Action Steps

Instructional Coaching Plan

- Executive Director of Instructional Initiatives will supervise an aligned Instructional Coaching Plan for all coaching roles at the campus level
- New Teacher Center coaching model for all coaches
- Provide coaching support to campuses in a prioritized method, aligned to the School Performance Framework

Fort Worth ISD Action Steps



- Literacy Academy participation as a requirement for teaching Literacy in FWISD (Policy)
- Literacy Academies beginning Spring 2020
 - 30 hour initial training
 - follow-up throughout the year
- Teacher Compensation
 - extra duty pay for year 1 only
 - required Flex Day option after year 1
- Begin in year 1 with Pre-K thru 3rd grade teachers with the intent to reach all literacy teachers at all grade levels, through an incremental implementation plan

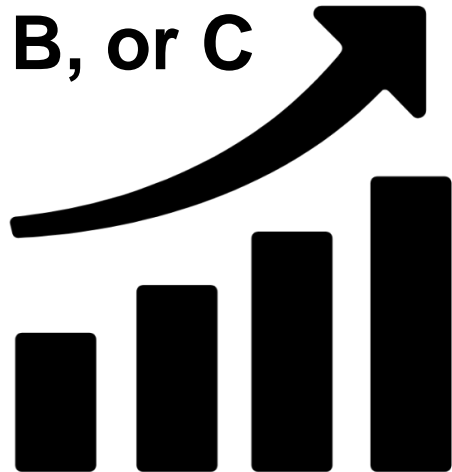
Fort Worth ISD Action Steps

Bilingual/ESL Redesign

- New curriculum coordinators and Bilingual Director will create and define the Dual Language Model of instruction in Fort Worth ISD schools
- Responsible for creating Bilingual and ESL curriculum
- Additional Bilingual and ESL staff who currently hold coaching positions will align with new Instructional Coaching Plan
- Transition to campus based Bilingual/ESL coaches instead of central office based coaches

Fort Worth ISD Campus Results

**Increase in
number of
campuses
rated
A, B, or C**



Campus Ratings	2019 Ratings	2018 "What If"	2017 "What If"	Two Year Change
A	11	10	5	+ 6 campuses
B	30	45	33	- 3 campuses
C	51	45	41	+ 10 campuses
D	20	17	24	- 4 campuses
F	18	11	24	- 6 campuses

Fort Worth ISD Campus Results



'A' Rated Campuses (11)	% Economically Disadvantaged	Rating
Bonnie Brae ES	93.2%	A
Westcliff ES	76.1%	A
Burton Hills ES	60.4%	A
Lily B. Clayton ES	44.1%	A
Tanglewood ES	8.7%	A
Marine Creek Collegiate HS	86.5%	A
Young Men's Leadership Academy	78.9%	A
Young Women's Leadership Academy	77.6%	A
Tarrant Count College South HS	76.0%	A
Texas Academy of Biomedical Sciences	74.3%	A
I. M. Terrell VPA/STEM Academy	61.8%	A

Fort Worth ISD Academic Distinction Designations



Burton Hill Elementary

Received all 6 Distinctions possible



Westcliff Elementary

Received 5 out of 6 Distinctions possible



Tanglewood Elementary

Received 5 out of 6 Distinctions possible



ACADEMIC ACHIEVEMENT IN ENGLISH LANGUAGE ARTS/READING



ACADEMIC ACHIEVEMENT IN MATHEMATICS



ACADEMIC ACHIEVEMENT IN SCIENCE



ACADEMIC ACHIEVEMENT IN SOCIAL STUDIES



TOP 25%: COMPARATIVE ACADEMIC GROWTH



POST-SECONDARY READINESS



TOP 25%: COMPARATIVE CLOSING THE GAPS

Fort Worth ISD Academic Distinction Designations



I.M. Terrell Academy for STEM & VPA
Received all **5** Distinctions possible

Paschal High School

Trimble Tech High School

Young Women's Leadership Academy

Texas Academy of Biomedical Sciences

All received **5 out of the possible 7** Distinctions



ACADEMIC ACHIEVEMENT IN ENGLISH LANGUAGE ARTS/READING



ACADEMIC ACHIEVEMENT IN MATHEMATICS



ACADEMIC ACHIEVEMENT IN SCIENCE



ACADEMIC ACHIEVEMENT IN SOCIAL STUDIES



TOP 25%: COMPARATIVE ACADEMIC GROWTH



POST-SECONDARY READINESS



TOP 25%: COMPARATIVE CLOSING THE GAPS



Follow us on
Facebook and Twitter
@FortWorth_ISD