


COVID-19 Update

**Fort Worth ISD Board Meeting
Tuesday, December 8, 2020**



Topics

- ✓ PPE and COVID-19 Training
- ✓ District Enrollment
- ✓ COVID-19 Case Trends
- ✓ Staffing Impact
- ✓ TEA Guidelines
- ✓ New CDC Recommendation
- ✓ Mitigation Strategies



PPE Distribution

| Distribution to Campuses | Total As of October 3, 2020 | Amount Distributed October/November | Total As of December 1, 2020 |
|---|--------------------------------|--|---------------------------------|
| Disposable Masks | 663,708 | 1,204,885 | 1,868,593 |
| Reusable Masks | 88,376 | 160,184 | 248,560 |
| Face Shields | 61,786 | 305 | 62,091 |
| Thermometers | 7,555 | 200 | 7,755 |
| Disinfectant Spray/Wipes Individual Hand Sanitizer Gloves | 47,310 | 118,182 | 165,492 |
| Gallon Sanitizer | 6,700 | 6,718 | 13,418 |
| Classroom Partitions | 37,600 | Campuses were given the autonomy to order additional partitions as needed. | |

PPE Distribution




Constraint 2: Health and Safety

The Superintendent shall not make decisions without prioritizing Physical Health, Safety, and Mental well-being of students and their families and staff.

100%

Distribution of State PPE Allotments



COVID-19 Training

95.6% All Staff

Completed Required Training Courses

- ✓ Coronavirus Awareness
- ✓ Coronavirus: Cleaning and Disinfecting Your Workplace

Excludes Tutor and Substitute Employees
Includes 180 Substitutes



Coronavirus Awareness Full Course

The current coronavirus outbreak, called COVID-19, has dominated the news cycle since late 2019, and it's...



Coronavirus: Cleaning and Disinfecting Your Workplace Full Course

Cleaning of visibly dirty surfaces followed by disinfection is a best practice measure for prevention...

District Enrollment

77,108

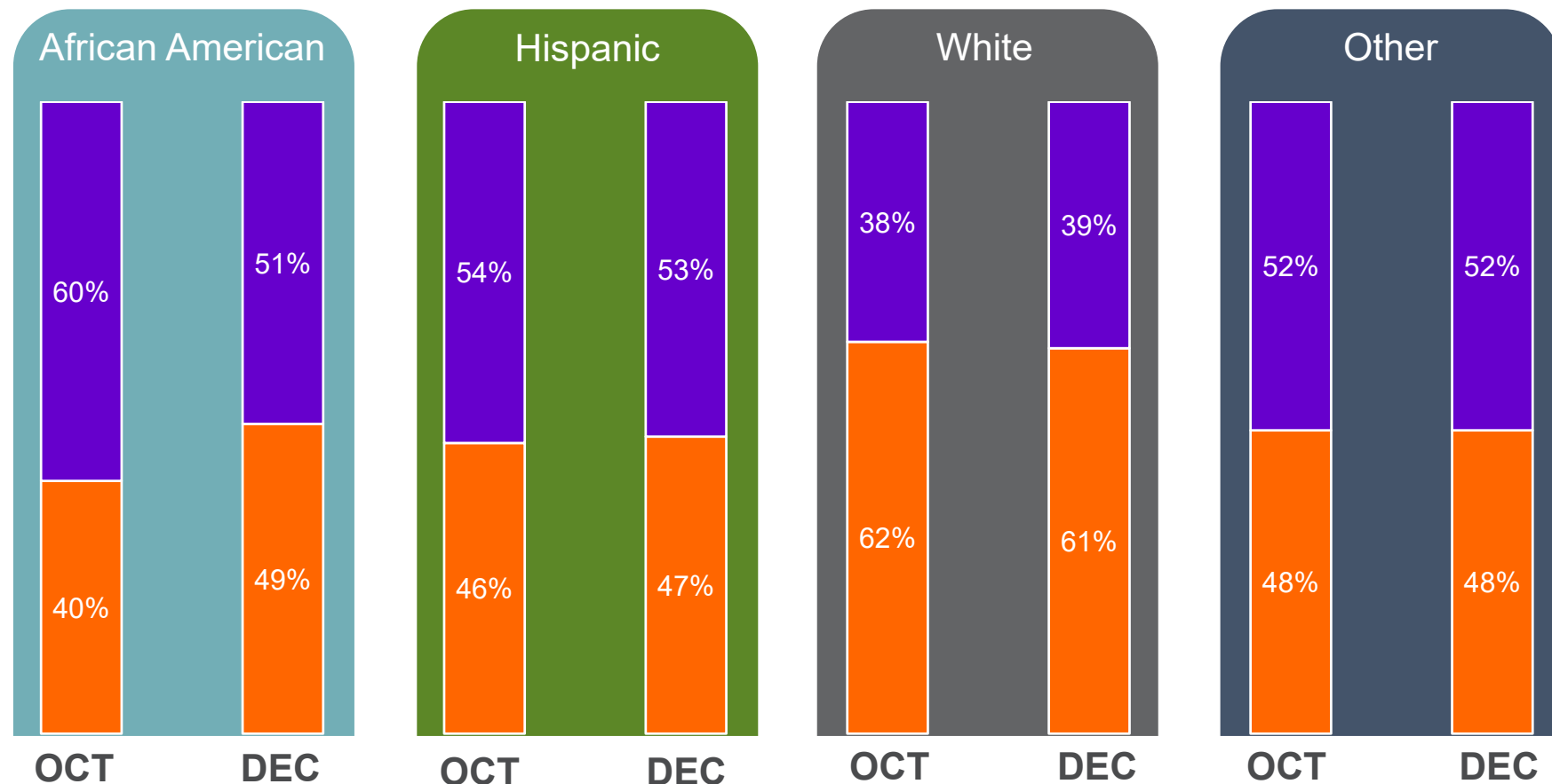
Total Enrollment
as of 12/7/2020 (Focus)

50%

 In-Person/Hybrid

50%

 Virtual Every Day

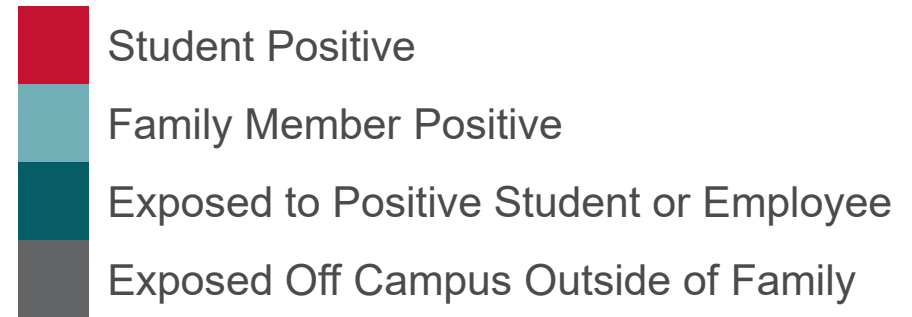


COVID-19 Trends

<https://www.fwisd.org/covidreports>

4,174 Total

Student COVID-19 Data from October 5 – December 7



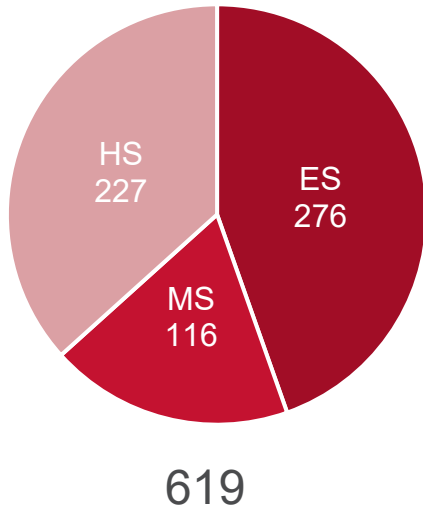
Prior to the first date of In-Person Learning (September 8 - October 3, 2020) there were 12 positive student COVID-19 cases all were High School students participating in UIL activities.

COVID-19 Trends

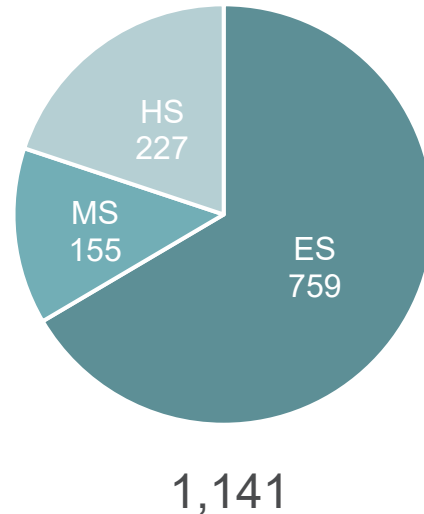
<https://www.fwisd.org/covidreports>

Student COVID-19 Breakdown by Grade Level

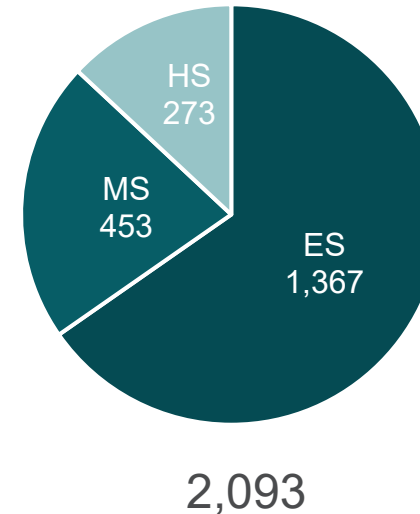
Student Positive



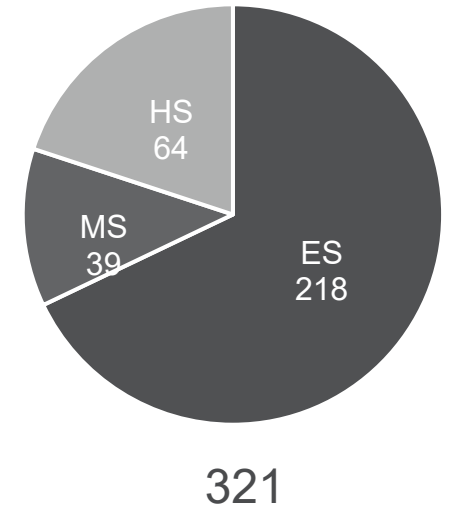
Family Member Positive



Exposed to Positive Student or Employee



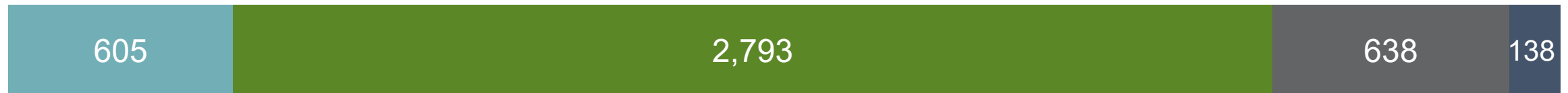
Exposed Off Campus Outside of Family



COVID-19 Trends

<https://www.fwisd.org/covidreports>

Student COVID-19 Breakdown by Racial Group



■ African American - 14% ■ Hispanic - 67% ■ White - 15% ■ Other/Unknown - 3%

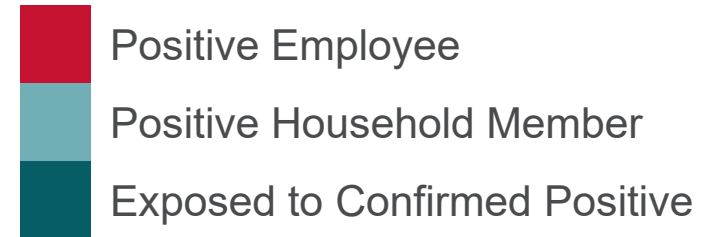
October 5 to December 7 – Data includes all categories: Student Positive, Family Member Positive, Exposed to Student or Employee, and Exposed Off Campus Outside of Family (Total – 4,174)

COVID-19 Trends

<https://www.fwisd.org/covidreports>

2,830 Total

Employee COVID-19 Data as of December 7



Total includes both campus based and non campus staff.

COVID-19 Trends

<https://www.fwisd.org/covidreports>

Employee COVID-19 Data

Quarantined:




Yes



No

2,198

Total Quarantined



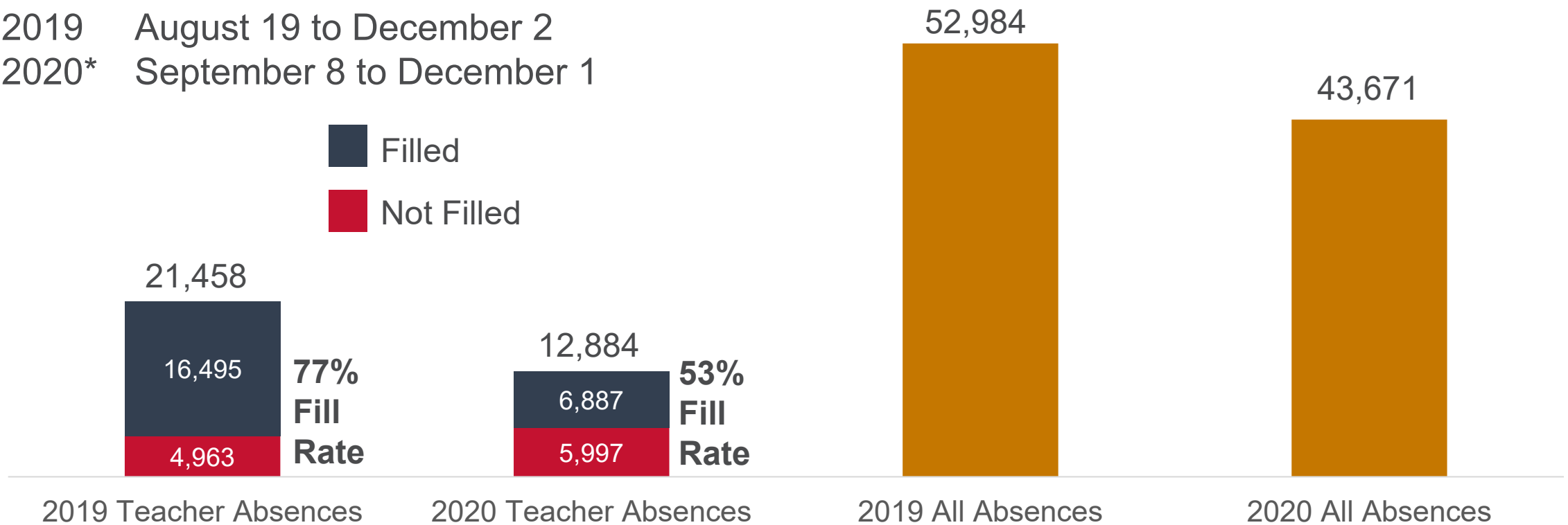
Staffing Impact

Teacher and Employee Total Absences

2019 August 19 to December 2

2020* September 8 to December 1

■ Filled
■ Not Filled



* Later School Start Date – 2 Week Delay



TEA Guidelines

SY 20-21 Attendance and Enrollment FAQ Updated – November 19, 2020

- The District may restrict access to on-campus instruction and offer remote instruction for up to 14 calendar days, if the campus can no longer be sufficiently staffed for instruction even when making appropriate operational adjustments.
- The campus access restriction and resulting offering of remote instruction must be limited to the specific campus being impacted.
- If implemented, the campus would remain open and would **not** require all staff to work remotely.



New CDC Recommendation

Options to Reduce Quarantine – Updated December 2, 2020



CDC now recommends two additional options for how long quarantine should last. Based on local availability of viral testing, **for people without symptoms** quarantine can end:

- On day 10 without testing

Pending Tarrant County Public Health Updated Guidelines

Mitigation Strategies

- ✓ Training and Support for Health and Safety Practices
- ✓ Disinfection and Cleaning
- ✓ COVID-19 Protocols and Contact Tracing
- ✓ Free Weekly COVID-19 Testing for Fort Worth ISD Employees





Follow us on
Facebook and Twitter
@FortWorthISD