

# Lone Star Governance Goal 3: College, Career, and Military Readiness Progress Update

Board of Education  
January 2021



**Late Start in 2020:** We started school later this year, so even on a December 2019 to December 2020 comparison, the instructional time is different.

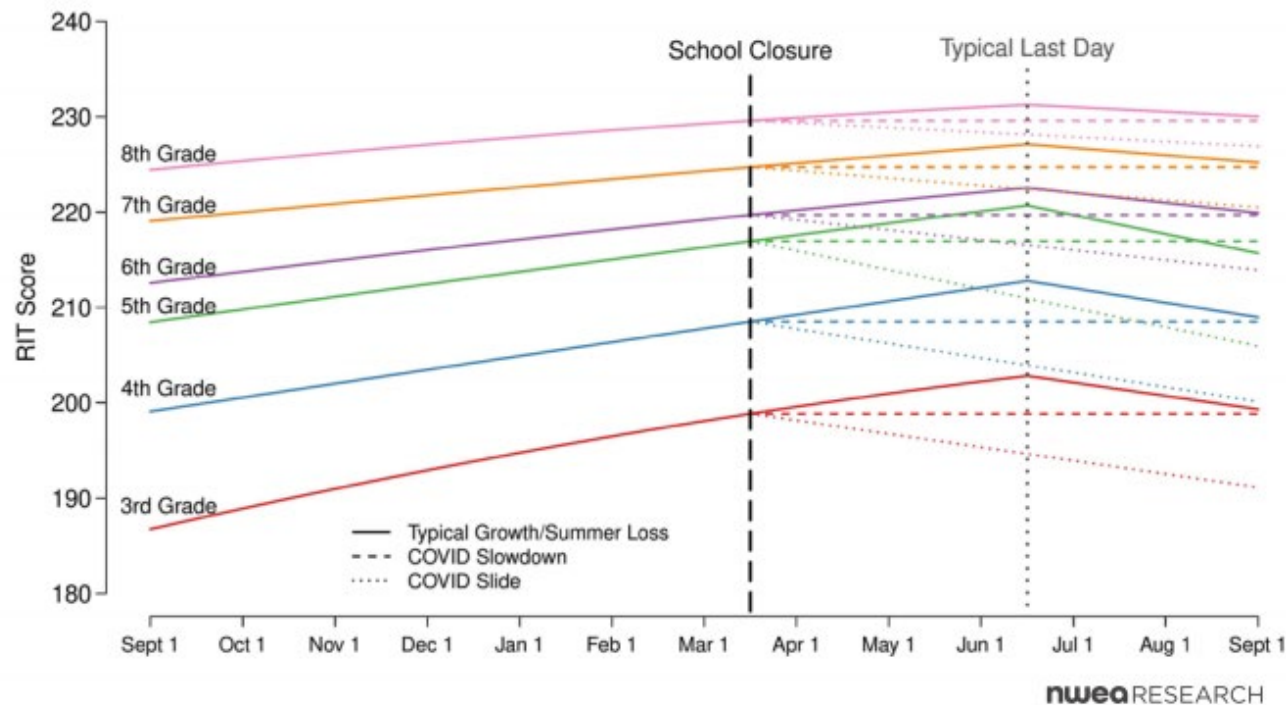
FORT WORTH INDEPENDENT SCHOOL DISTRICT (Revised 8/3/2020)  
2020-2021 TRADITIONAL, ALICE CARLSON ALC, AND JO KELLY CALENDAR



**Change in Learning Environment:** We have students in various learning modes (in-person, virtual, hybrid) for December 2020 compared to all in-person in 2019-2020.



**Unfinished & Lost Learning Time:** Many students have unfinished learning and/or lost learning time from the COVID closure in spring 2020 or other access challenges during the pandemic.



Mathematics Forecast



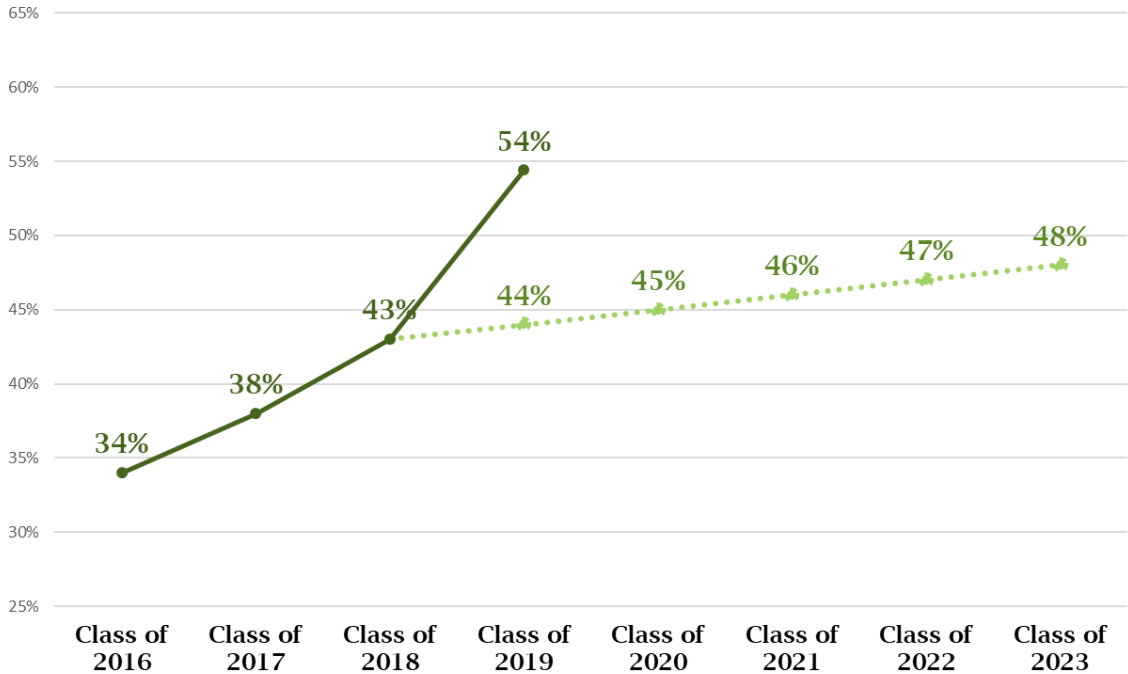
# Goal 3: Progress Update



✓ **Board Outcome Goal 3: CCMR**

Increase the percentage of students graduating with a CCMR indicator from **43%** to **48%** by August 2024.

Yearly Target Goals				
2020	2021	2022	2023	2024
44%	45%	46%	47%	48%



*To count, a student must achieve one of the following:*

- Criterion score SAT/ACT/TSI/College Prep course in Rdg *and* Math
- Criterion score AP/IB
- Industry certification
- OnRamps course completed
- Completed IEP and Workforce Readiness
- Associate’s degree
- Special Ed student graduating with advanced degree plan
- A Level I or Level II certificate
- 9+ hours of Dual Credit *OR* 3 hours of ELA or Math

Does not include military or CTE coherent sequence.



## ✓ Board Outcome Goal 3: CCMR

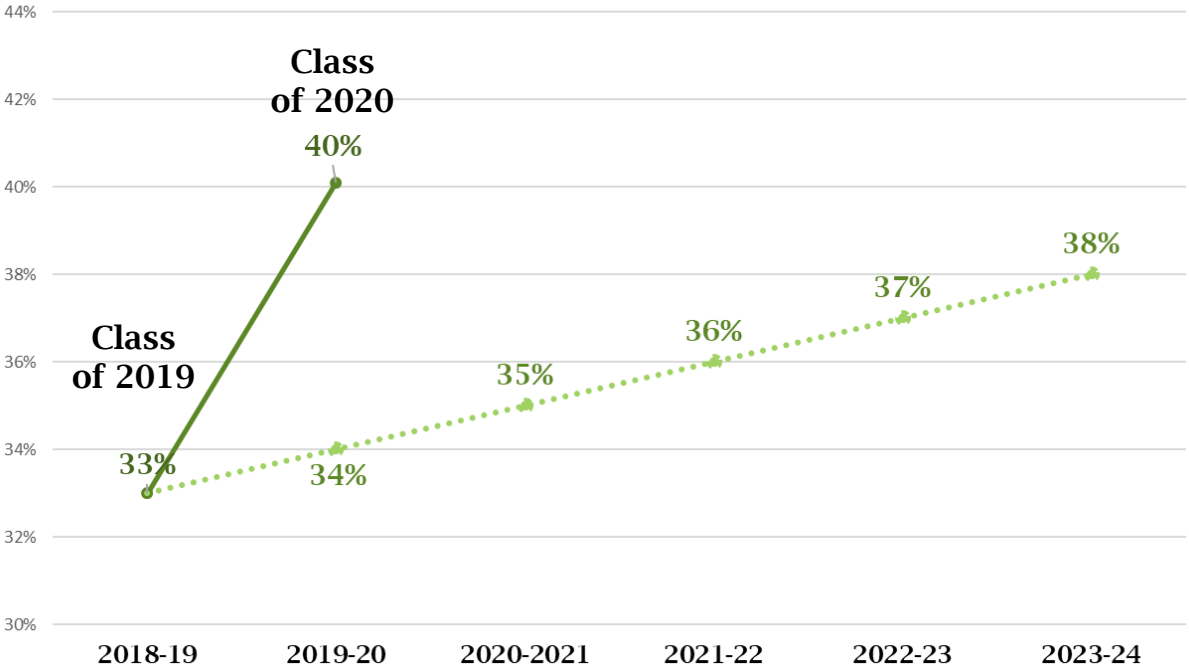
Increase the percentage of students graduating with a CCMR indicator from **43%** to **48%** by August 2024.

<i>Class of</i>	All	Af Amer	Hisp	White	Am Ind	Asian	Pacific Isl	Two More	Special Ed	Econ Dis	Form SE	Curr EL	EL (C & Mon)	Cont Enr	Not Cont Enr
2016	34%	18%	33%	62%		42%		45%	18%	31%					
2017	38%	22%	39%	59%		44%		60%	29%	36%					
2018	43%	27%	43%	66%		49%		54%	41%	39%					
2019	44%	28%	44%	67%		50%		55%	42%	40%					
2020	45%	29%	45%	68%		51%		56%	43%	41%					
2021	46%	30%	46%	69%		52%		57%	44%	42%					
2022	47%	31%	47%	70%		53%		58%	45%	43%					
2023	48%	32%	48%	71%		54%		59%	46%	44%					

✓ **Goal Progress Measure 3.1 - Grade 12**

Increase the percentage of Grade 12 students who meet the criteria for CCMR from **33%** to **38%** by August 2024.

Yearly Target Goals				
2020	2021	2022	2023	2024
34%	35%	36%	37%	38%





## ✓ Goal Progress Measure 3.1 - Grade 12

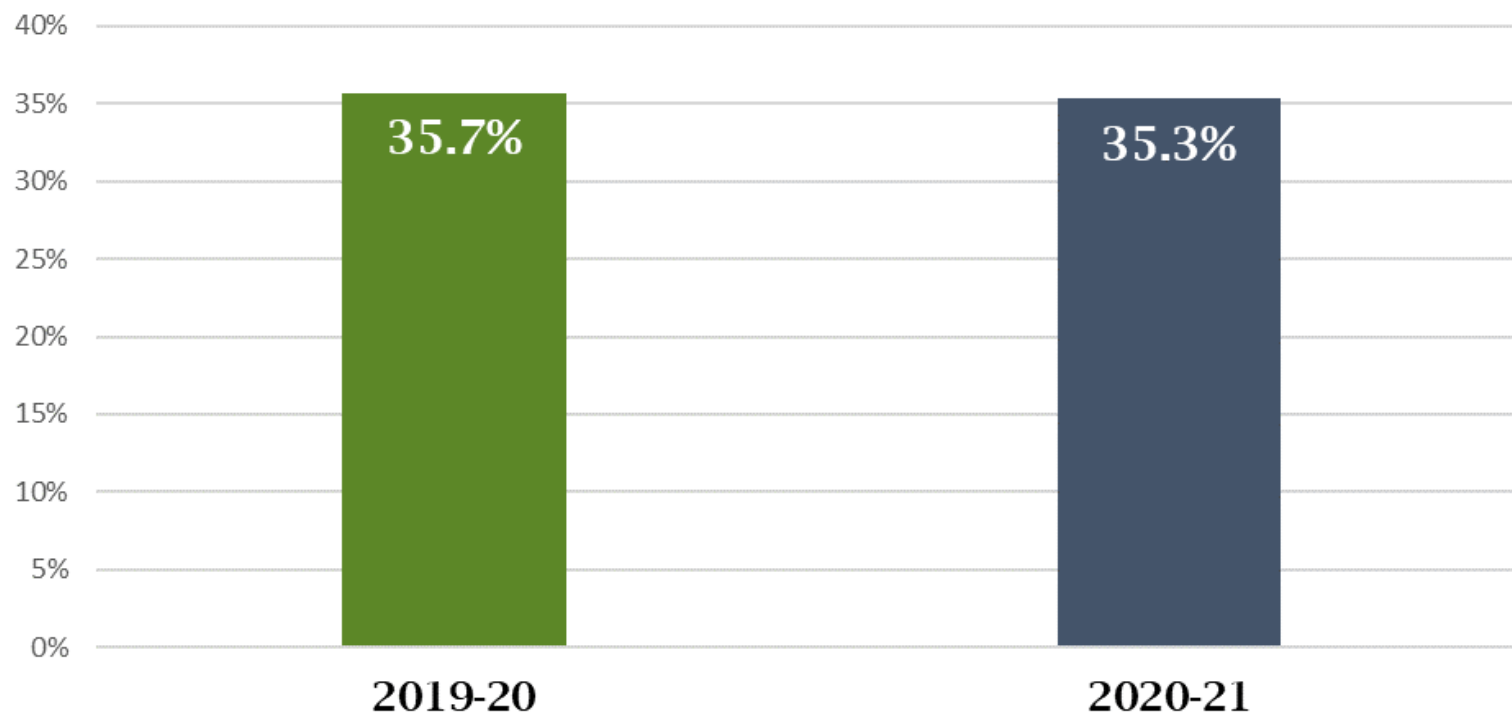
The percentage of Grade 12 students who meet the criteria for CCMR will increase from **33%** to **38%** by August 2024.

	All	Af Amer	Hisp	White	Am Ind	Asian	Pacific Isl	Two More	Special Ed	Econ Dis	Form SE	Curr EL	EL (C & Mon)	Cont Enr	Not Cont Enr
Class of 2019	33%	20%	33%	54%	--	58%	--	43%	3%	29%	--	11%	16%	36%	17%
Class of 2020	34%	21%	34%	55%	--	59%	--	44%	4%	30%	--	12%	17%	37%	18%
Class of 2021	35%	22%	35%	56%	--	60%	--	45%	5%	31%	--	13%	18%	38%	19%
Class of 2022	36%	23%	36%	57%	--	61%	--	46%	6%	32%	--	14%	19%	39%	20%
Class of 2023	37%	24%	37%	58%	--	62%	--	47%	7%	33%	--	15%	20%	40%	21%
Class of 2024	38%	25%	38%	59%	--	63%	--	48%	8%	34%	--	16%	21%	41%	22%

## ✓ Goal Progress Measure 3.1 - Grade 12

**Winter 2021 Update:** The percent of seniors who met at least 1 CCMR indicator this year December is comparable with the same time last year.

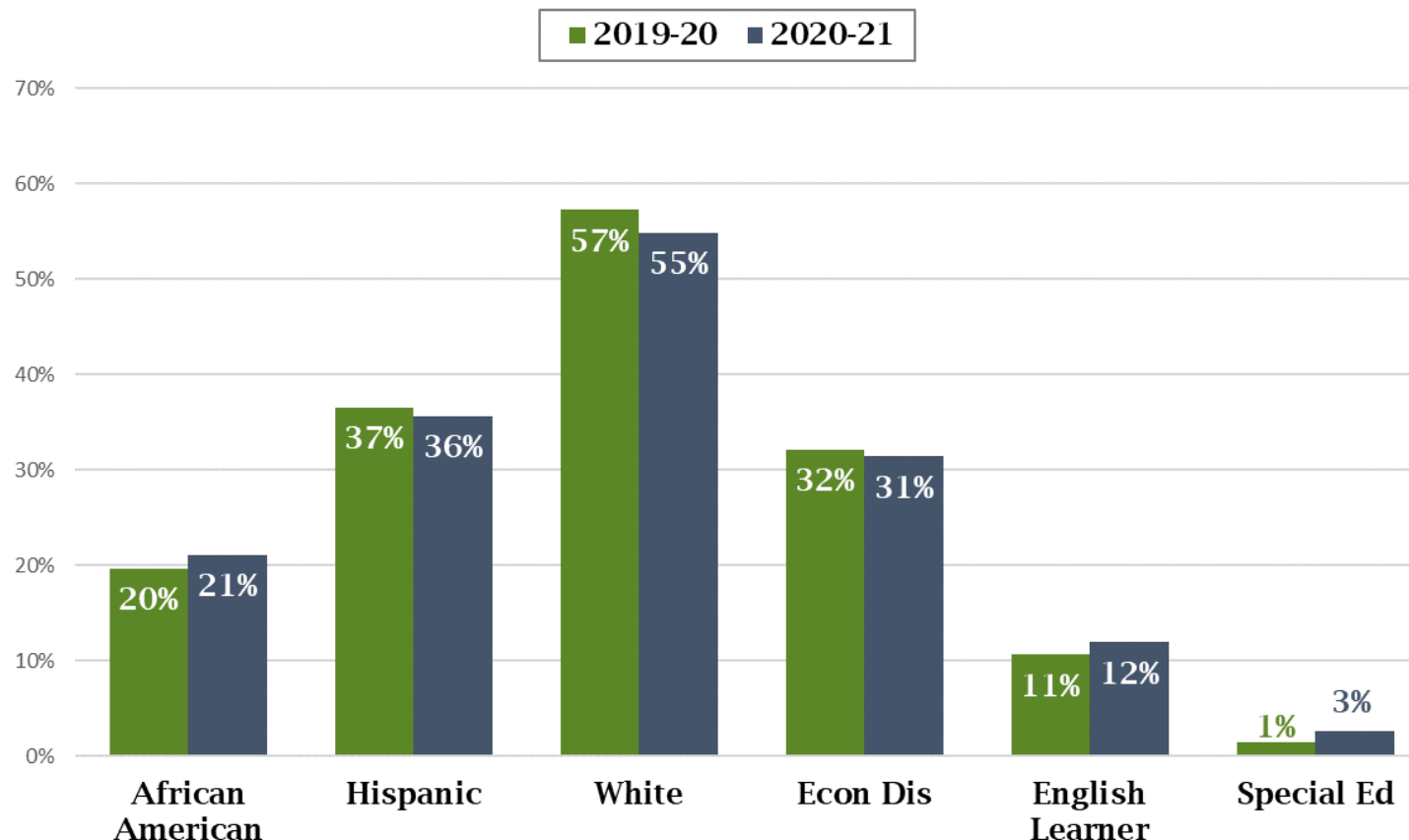
### % Seniors Met at Least 1 CCMR Indicator as of December



## ✓ Goal Progress Measure 3.1 - Grade 12

**Winter 2021 Update:** Slightly more Gr 12 African American and English Learner students met at least 1 CCMR indicator by this December than last December.

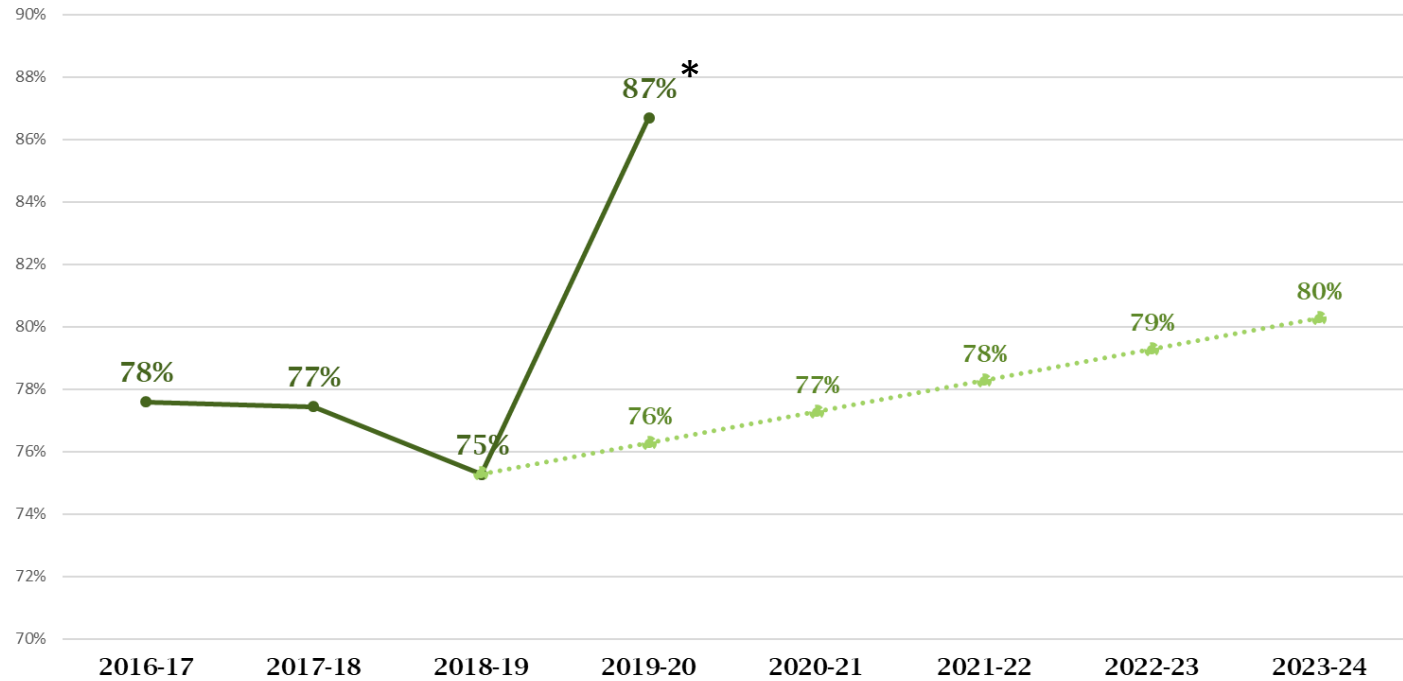
### % Seniors Met at Least 1 CCMR Indicator as of December



✓ **Goal Progress Measure 3.2 - Grade 9 On-Track**

Increase the percentage of first-time 9<sup>th</sup> graders on-track towards graduation from **75%** to **80%** by June 2024.

Yearly Target Goals				
2020	2021	2022	2023	2024
76%	77%	78%	79%	80%



*To count as “on track”, a ninth grader must have:*

- ❖ Earned at least six credits
- ❖ Not failed more than one semester of a core course
- ❖ Not be a repeating ninth grade student

\*Emergency pass/fail grading guidelines applied in spring 2020

## ✓ Goal Progress Measure 3.2 - Grade 9 On-Track

The percentage of first-time 9<sup>th</sup> graders on-track towards graduation will increase from **75%** to **80%** by June 2024.

	All	Af Amer	Hisp	White	Am Ind	Asian	Pacific Isl	Two More	Special Ed	Econ Dis	Form SE	Curr EL	EL (C & Mon)	Cont Enr	Not Cont Enr
2016-17	78%	73%	78%	89%		77%		80%	70%	78%			78%		
2017-18	77%	70%	78%	86%		89%		82%	71%	77%			77%		
2018-19	75%	69%	75%	86%		92%		77%	68%	76%			76%		
2019-20	76%	70%	76%	87%		93%		78%	69%	77%			77%		
2020-21	77%	71%	77%	88%		94%		79%	70%	78%			78%		
2021-22	78%	72%	78%	89%		95%		80%	71%	79%			79%		
2022-23	79%	73%	79%	90%		96%		81%	72%	80%			80%		
2023-24	80%	74%	80%	91%		97%		82%	73%	81%			81%		

## ✓ Goal Progress Measure 3.2 - **Grade 9 On-Track**

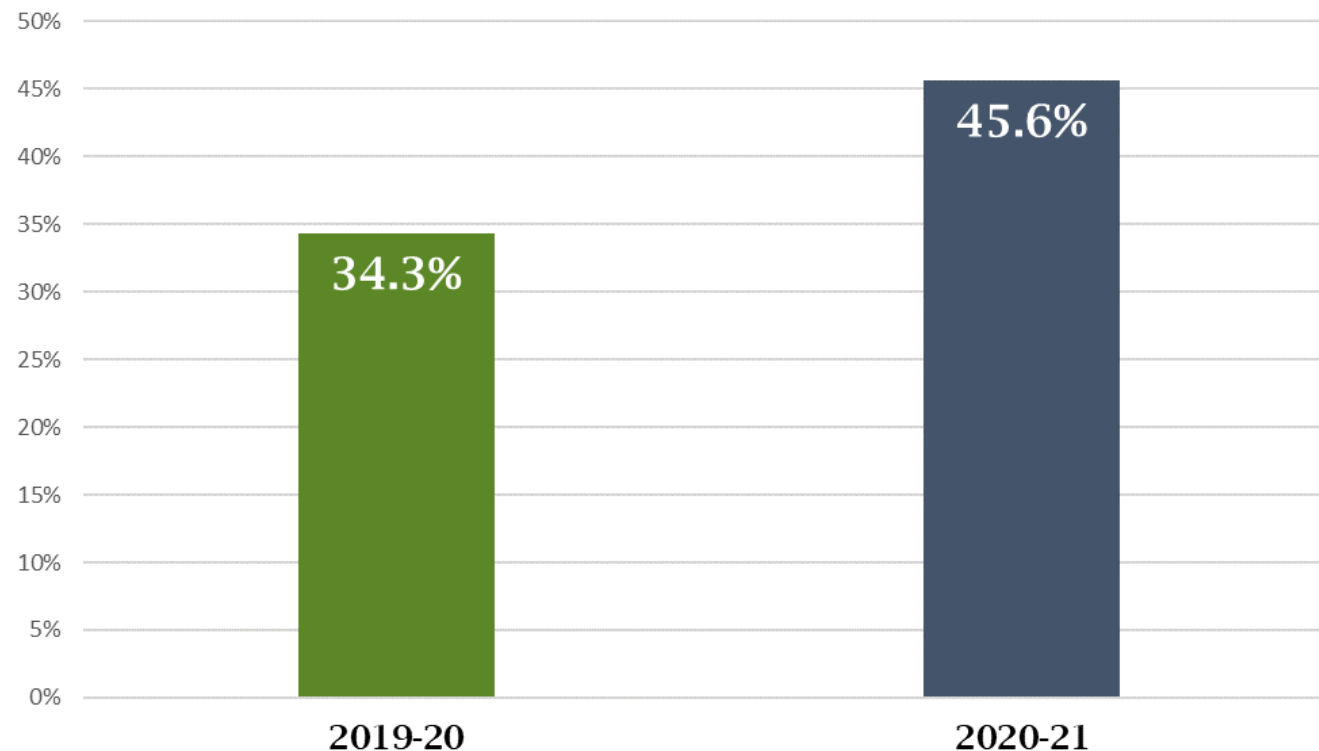
*To count as “on track”, a ninth grader must have:*

- ❖ Earned at least six credits – **EOY measure**
- ❖ Not failed more than one semester of a core course – **Semester measure**
- ❖ Not be a repeating ninth grade student

✓ **Goal Progress Measure 3.2 - Grade 9 On-Track – Core Course Failure**

**Winter 2021 Update:** The percent of freshmen who failed at least 1 core course by the end of the 2<sup>nd</sup> six-weeks is higher this year than last year (+11% pts).

**% Freshmen Who Failed at Least 1 Core Course**  
*by end of 2<sup>nd</sup> Six-Weeks*

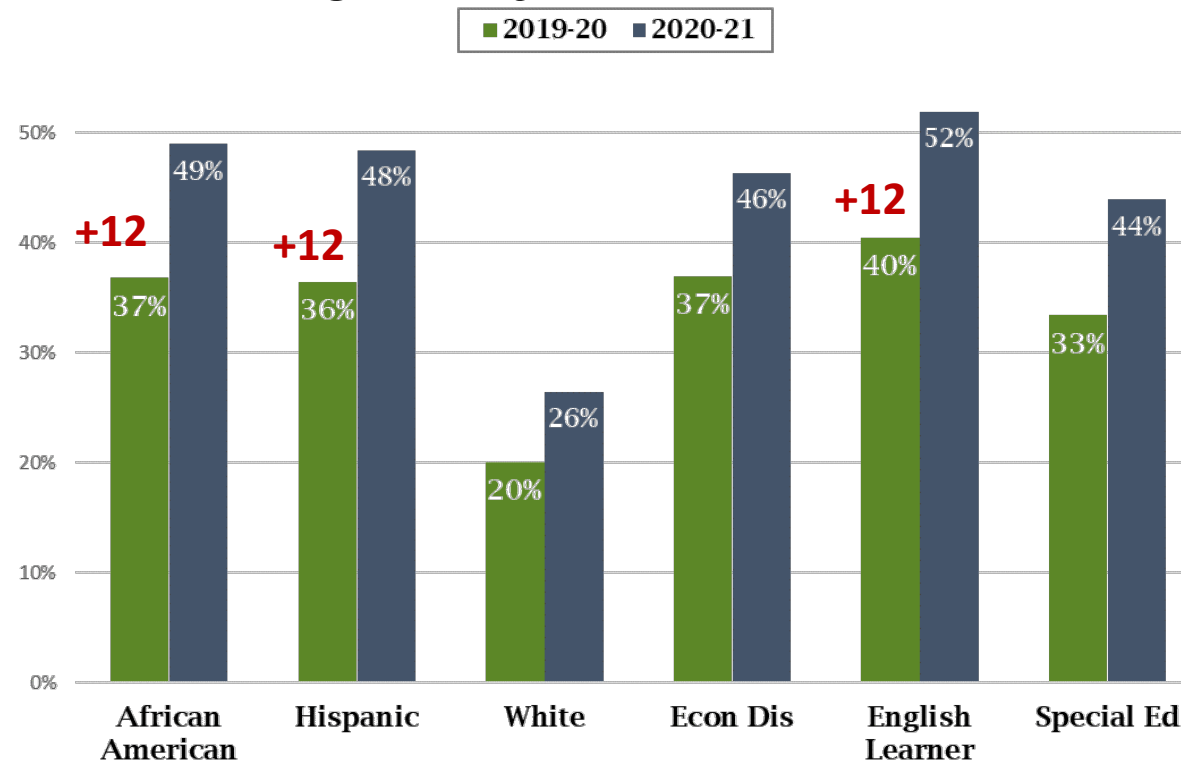




## ✓ Goal Progress Measure 3.2 - Grade 9 On-Track

**Winter 2021 Update:** The increase in percent of 9<sup>th</sup> grade students not on-track due to core course failure was greatest for African American, Hispanic, and English Learner students this fall compared to than last fall.

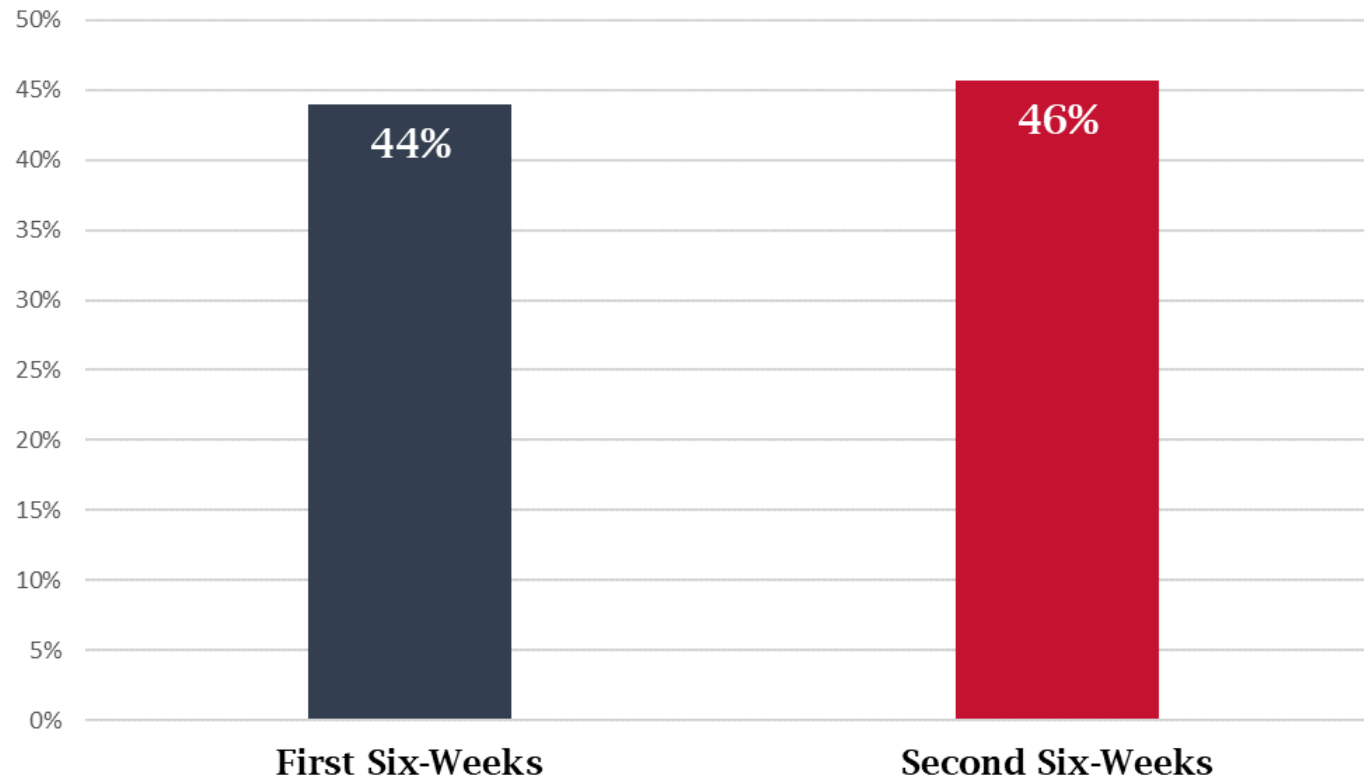
### % Freshmen Who Failed at Least 1 Core Course *by end of 2<sup>nd</sup> Six-Weeks*



✓ Goal Progress Measure 3.2 – **Additional Information – Fall 2020**

**Winter 2021 Update:** The percent of freshmen who failed at least 1 core course during the 2<sup>nd</sup> six-weeks was similar to that of the 1<sup>st</sup> six-weeks.

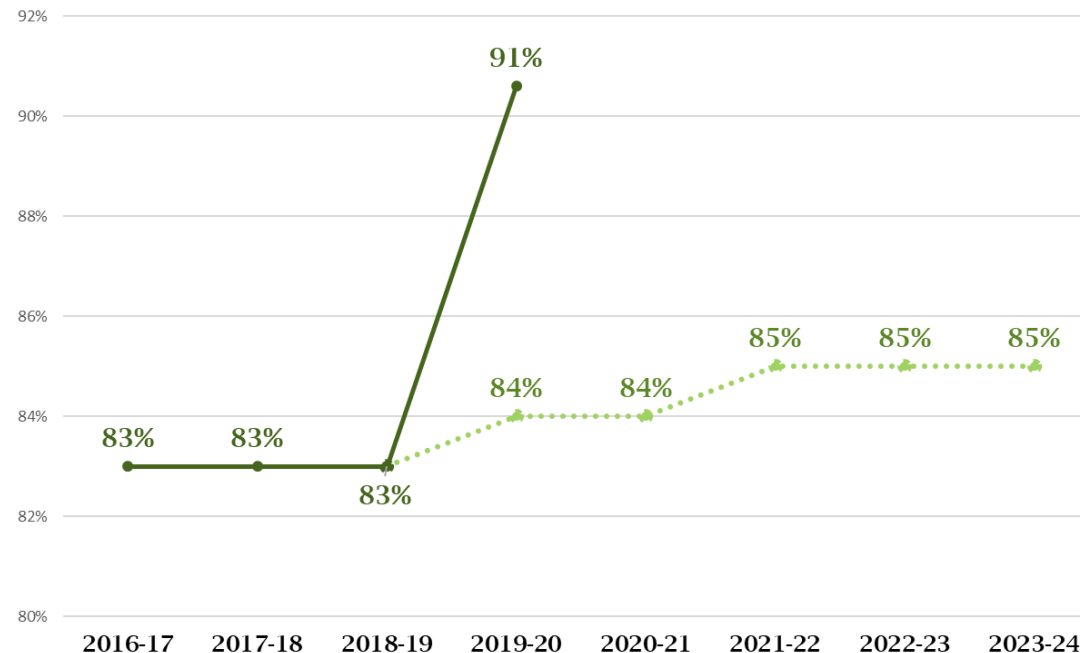
**% Freshmen Who Failed at Least 1 Core Course**  
*1<sup>st</sup> Six-Weeks compared to 2<sup>nd</sup> Six-Weeks*



## ✓ Goal Progress Measure 3.3 – Algebra I Completion by End of 9<sup>th</sup> Grade

The percent of students that score approaches or above on STAAR Algebra I EOC by end of 9<sup>th</sup> grade will increase from 83% to 85% by June 2024.

Yearly Target Goals				
2020	2021	2022	2023	2024
84%	84%	85%	85%	85%



## ✓ Goal Progress Measure 3.3 – Algebra I Completion by End of 9<sup>th</sup> Grade

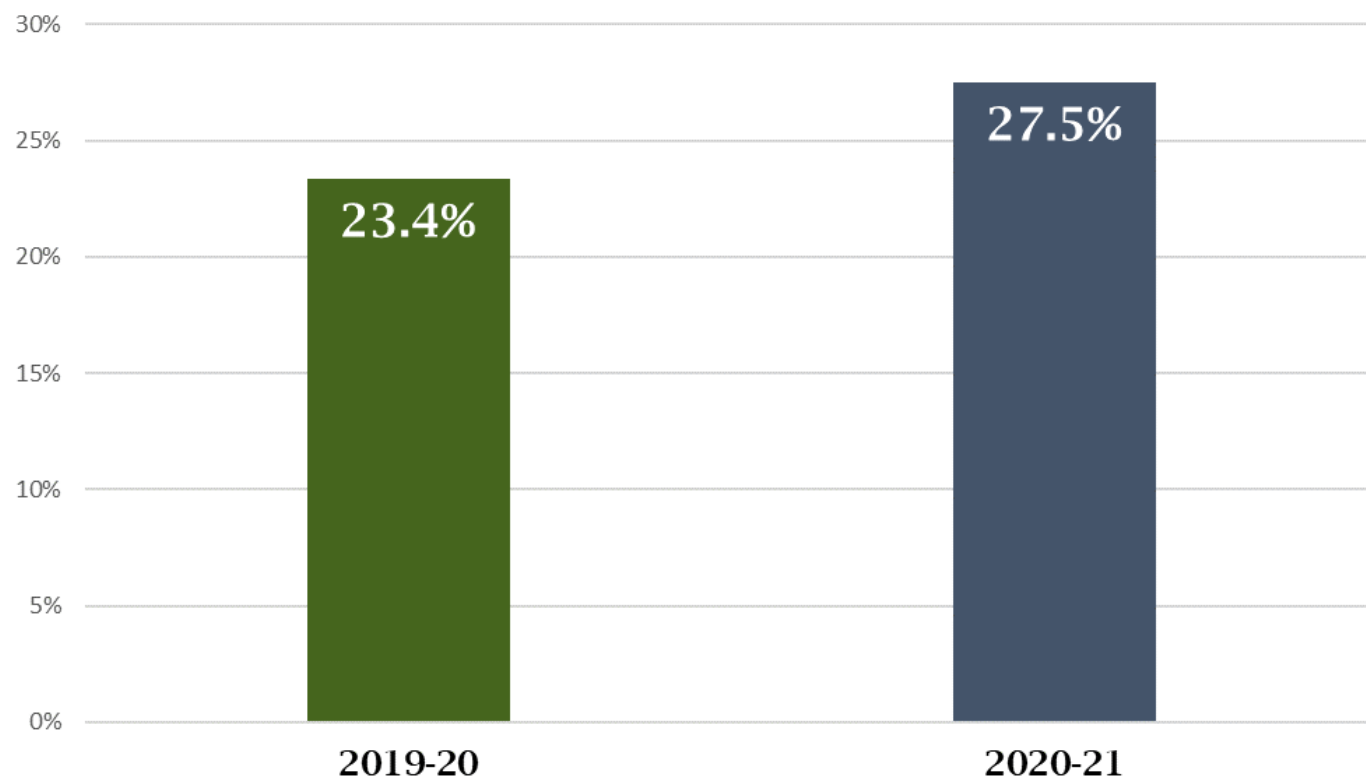
The percent of students that score approaches or above on STAAR Algebra I EOC by end of 9<sup>th</sup> grade will increase from **83%** to **85%** by June 2024.

	All	Af Amer	Hisp	White	Am Ind	Asian	Pacific Isl	Two More	Special Ed	Econ Dis	Form SE	Curr EL	EL (C & Mon)	Cont Enr	Not Cont Enr
2016-17	83%	72%	85%	90%	--	83%	--	86%	46%	82%	83%	67%	77%	85%	75%
2017-18	83%	75%	85%	89%	--	89%	--	84%	51%	82%	89%	69%	77%	86%	74%
2018-19	83%	79%	83%	86%	--	93%	--	83%	49%	82%	80%	76%	84%	84%	76%
2019-20	84%	80%	84%	87%	--	93%	--	84%	50%	83%	81%	77%	85%	84%	77%
2020-21	84%	80%	84%	87%	--	93%	--	84%	50%	83%	81%	77%	85%	84%	77%
2021-22	85%	81%	85%	88%	--	93%	--	85%	51%	84%	82%	78%	86%	85%	79%
2022-23	85%	81%	85%	88%	--	93%	--	85%	51%	84%	82%	78%	86%	85%	79%
2023-24	85%	82%	85%	88%	--	93%	--	85%	52%	85%	83%	79%	86%	85%	80%

✓ Goal Progress Measure 3.3 – Algebra I Completion by End of 9<sup>th</sup> Grade

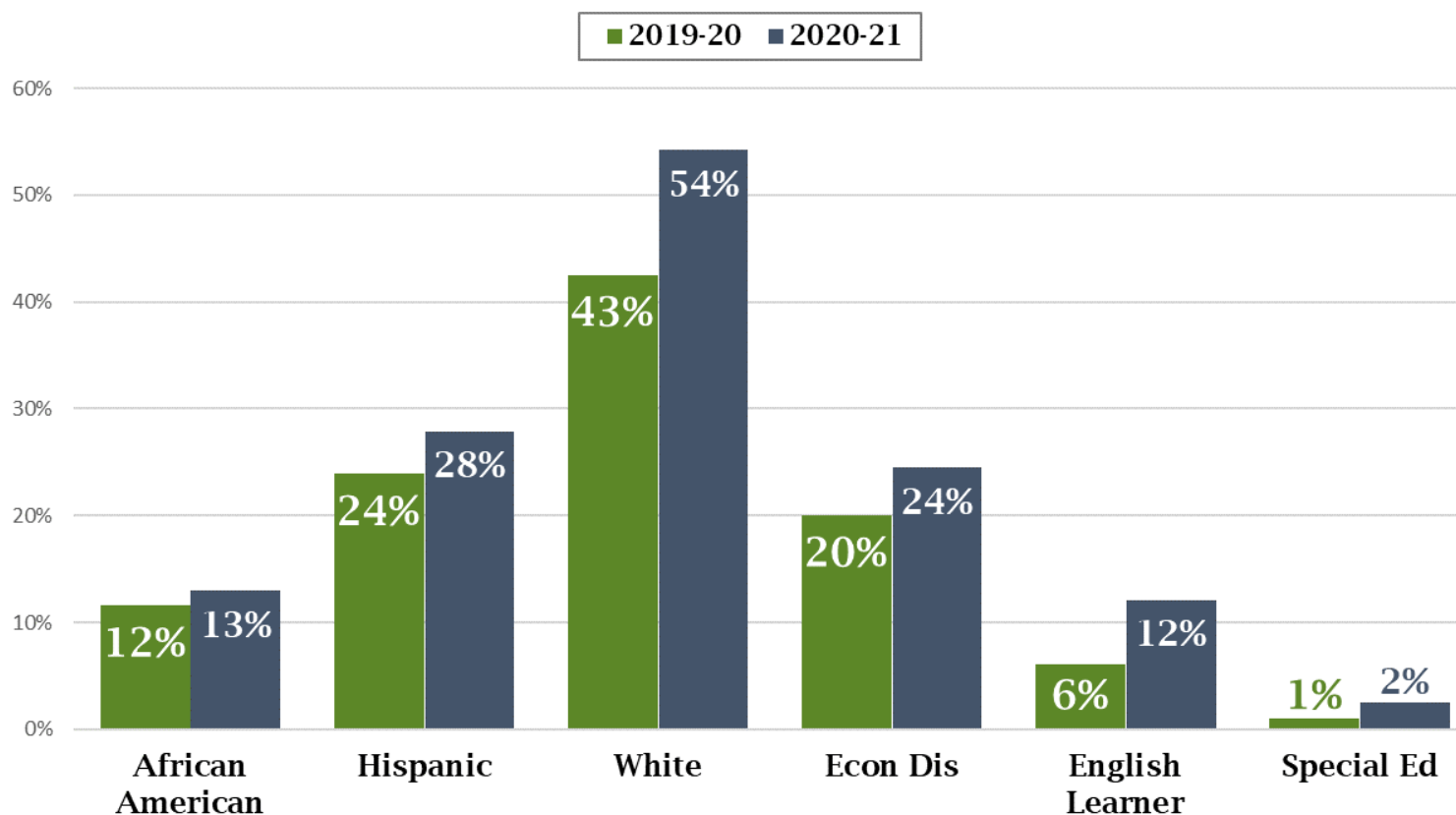
**Winter 2021 Update:** A higher percentage of freshmen have completed their Algebra I EOC requirement by November 2020 than November 2019.

## % Freshmen Completed A1 EOC Requirement by November



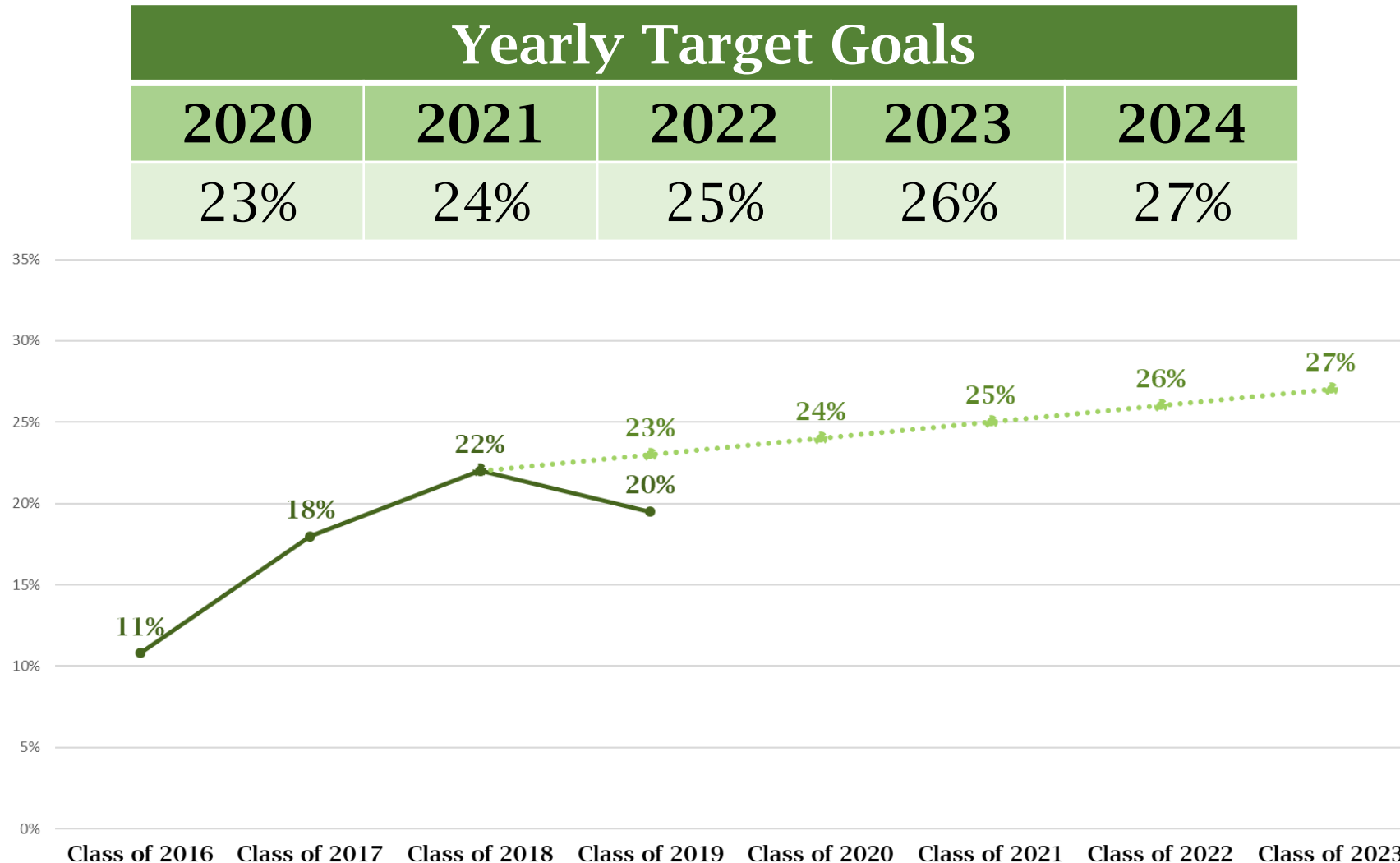
- ✓ **Goal Progress Measure 3.3 – Algebra I Completion by End of 9<sup>th</sup> Grade**  
**Winter 2021 Update:** All student groups show higher percentages meeting the requirement by November 2020 compared to November 2019.

## % Freshmen Completed A1 EOC Requirement by November



## ✓ Goal Progress Measure 3.4 – SAT/ACT

Increase the percentage of graduates who meet the SAT or ACT criteria for CCMR from **22%** to **27%** by August 2024.

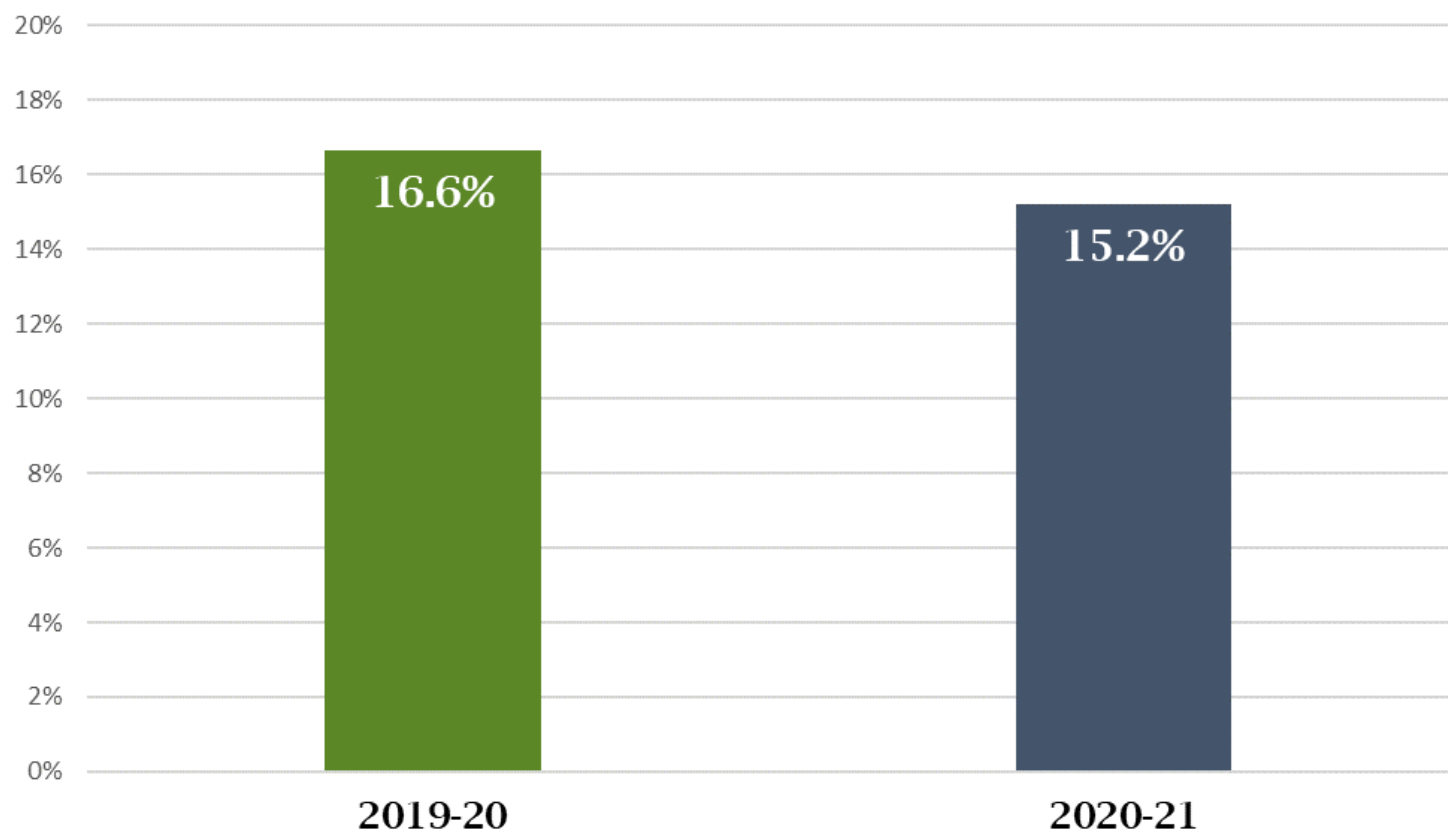




## ✓ Goal Progress Measure 3.4 – SAT/ACT

**Winter 2021 Update:** A lower percentage of seniors have met criteria on the SAT/ACT for English & Math this fall than last fall.

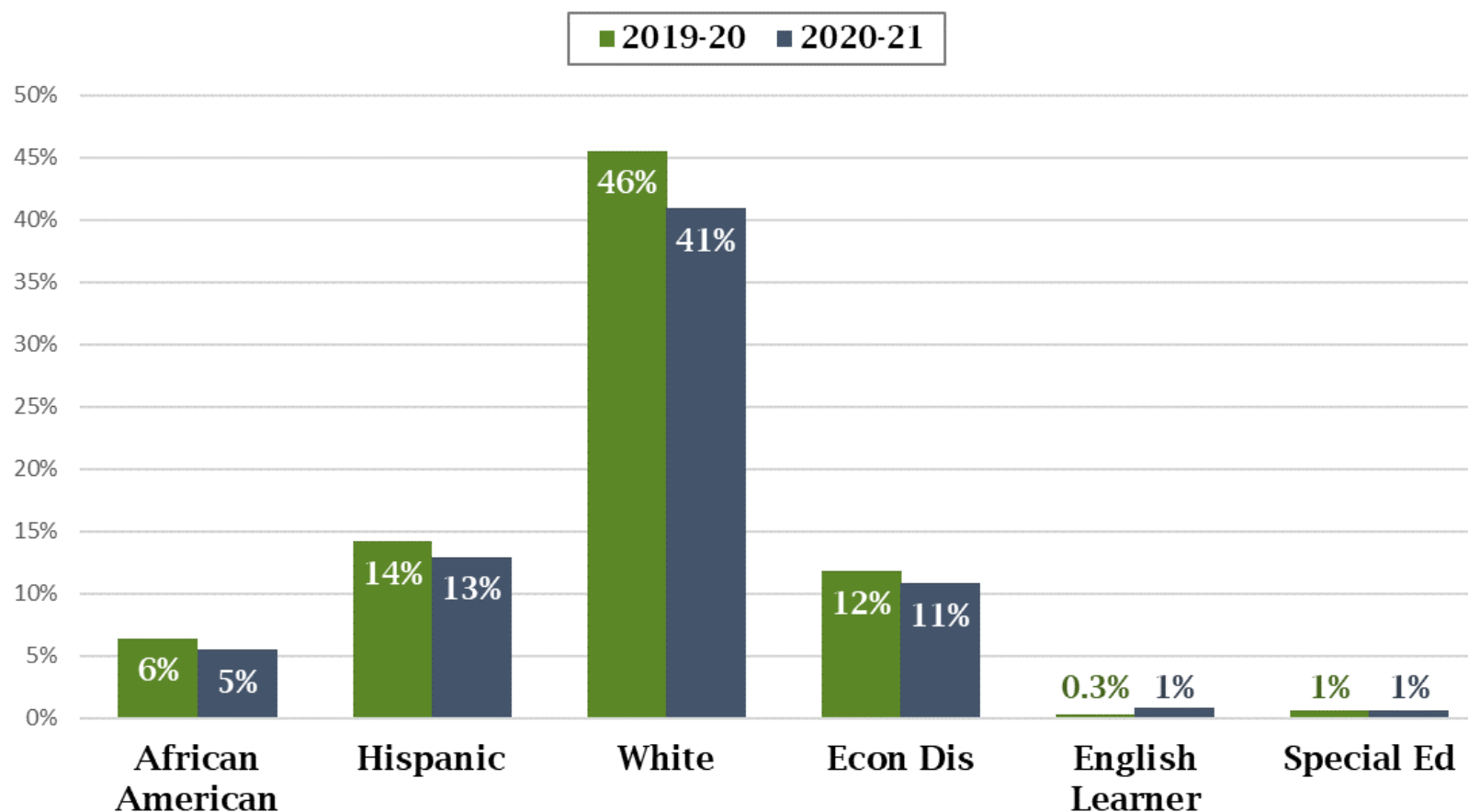
### % Seniors Met SAT/ACT CCMR Criteria - Fall



## ✓ Goal Progress Measure 3.4 – SAT/ACT

**Winter 2021 Update:** This decrease is largest for White students (-5% pts.).

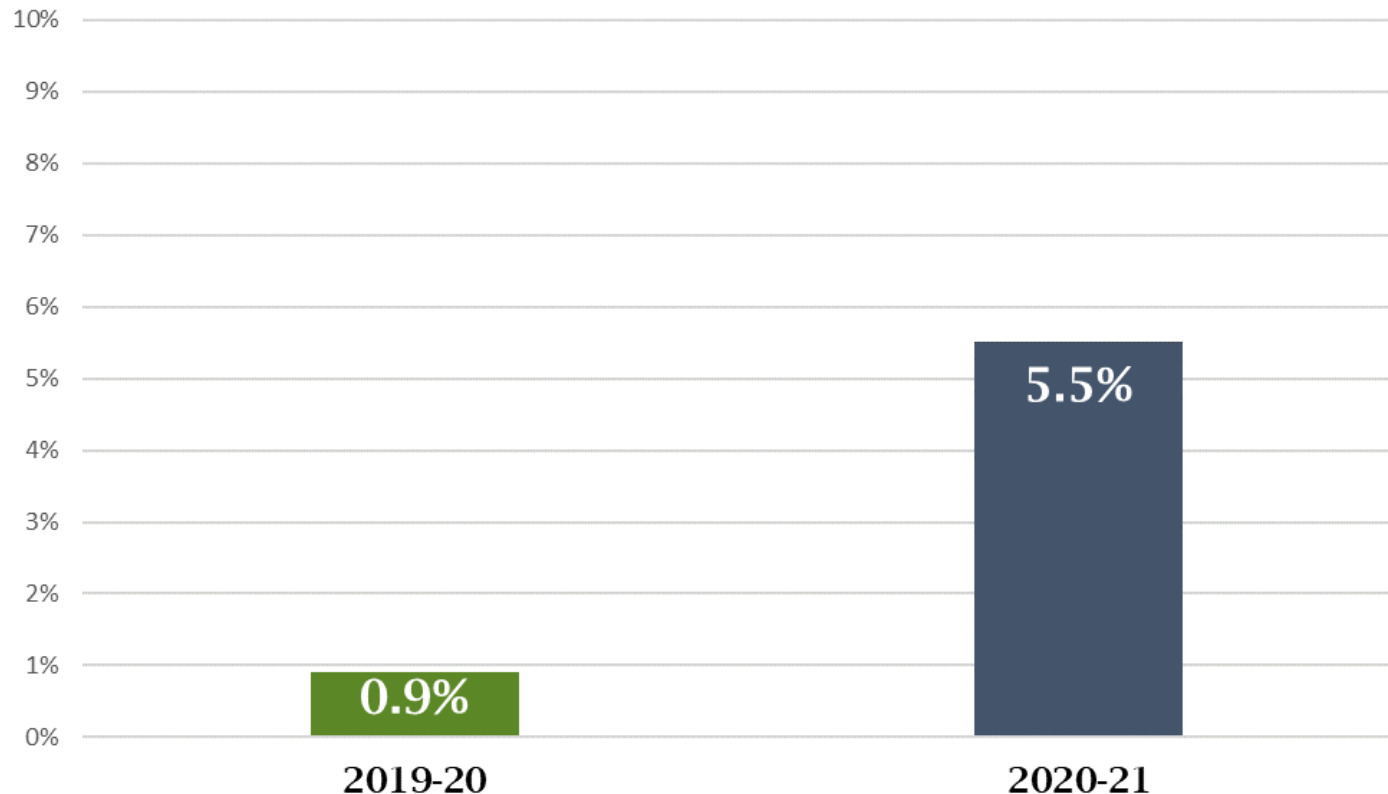
### % Seniors Met SAT/ACT CCMR Criteria



✓ Goal Progress Measure 3.4 – **Additional Information**

**Winter 2021 Update:** A higher percentage of seniors have met the TSIA/College prep course CCMR criteria than at the same time in 2019-20.

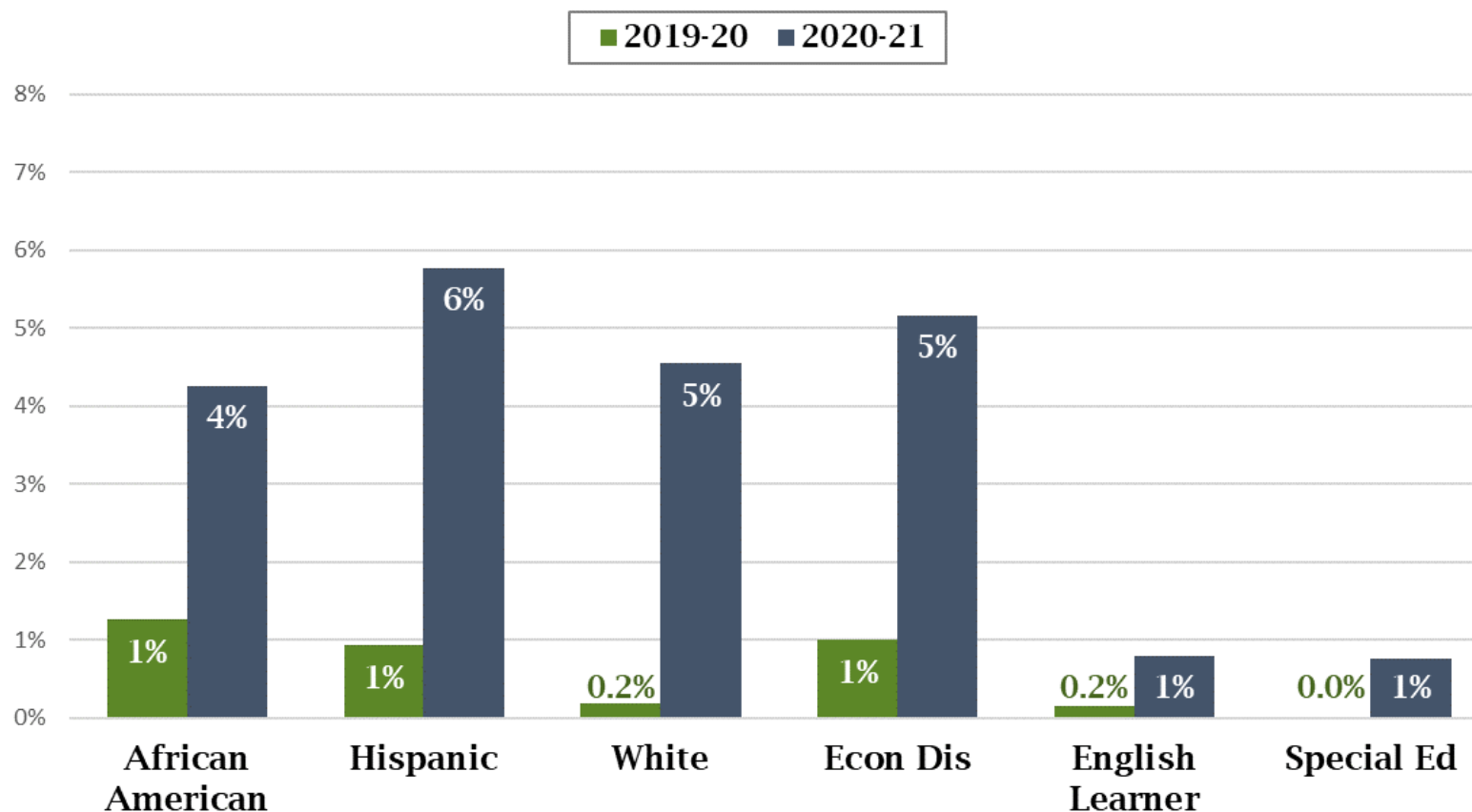
## % Seniors Met TSIA/College Prep Course CCMR Criteria



## ✓ Goal Progress Measure 3.4 – Additional Information

**Winter 2021 Update:** This increase is seen for all student groups.

### % Seniors Met TSLA/College Prep Course CCMR Criteria



# District Supports and Goal Priorities



# District Supports and Goal Priorities

---

- Instructional and Literacy Frameworks
- Professional Learning
- Assessment Planning
- Differentiated Support
- Instructional Leadership
- Engagement



Follow us on  
Facebook and Twitter  
@FortWorth\_ISD