

2019-2020 Texas Academic Performance Report (TAPR)

FWISD Annual Performance Report
Public Hearing: February 9, 2021



Accessing the TAPR Report

1

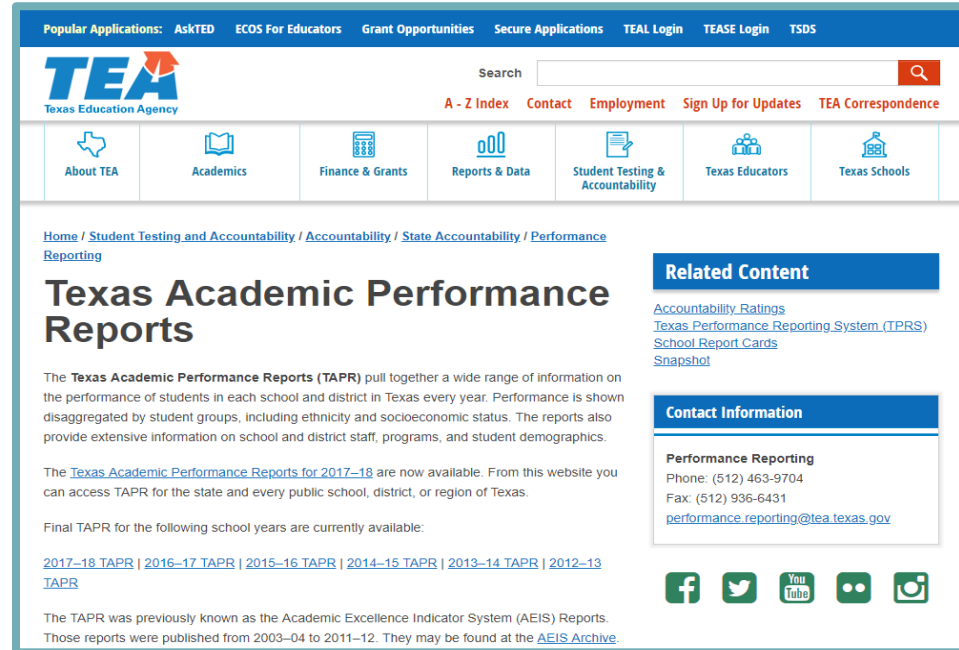
<https://rptsvr1.tea.texas.gov/perfreport/tapr/2020/index.html>

2

<https://www.fwisd.org/>

3

Campus Libraries or Offices



The screenshot shows the TEA website's navigation bar with links for Popular Applications, AskTED, ECOS For Educators, Grant Opportunities, Secure Applications, TEAL Login, TEASE Login, and TSDS. The main header features the TEA logo, a search bar, and a menu with links for A-Z Index, Contact, Employment, Sign Up for Updates, and TEA Correspondence. Below the header is a row of icons for About TEA, Academics, Finance & Grants, Reports & Data, Student Testing & Accountability, Texas Educators, and Texas Schools. The main content area displays the breadcrumb trail: Home / Student Testing and Accountability / Accountability / State Accountability / Performance Reporting. The title is "Texas Academic Performance Reports". The text explains that TAPR reports pull together information on student performance, disaggregated by student groups, and provide extensive information on school and district staff, programs, and student demographics. It notes that reports for 2017-18 are available and provides a link to the reports. A section titled "Final TAPR for the following school years are currently available:" lists links for 2017-18 TAPR, 2016-17 TAPR, 2015-16 TAPR, 2014-15 TAPR, 2013-14 TAPR, and 2012-13 TAPR. A note mentions that TAPR was previously known as the Academic Excellence Indicator System (AEIS) Reports and that reports from 2003-04 to 2011-12 are available in the AEIS Archive. A "Related Content" box lists links for Accountability Ratings, Texas Performance Reporting System (TPRS), School Report Cards, and Snapshot. A "Contact Information" box provides the phone number (512) 463-9704, fax number (512) 936-6431, and email performance.reporting@tea.texas.gov. Social media icons for Facebook, Twitter, YouTube, and Instagram are at the bottom.

2018-2019 Texas Academic Performance Report



District Name: Fort Worth ISD

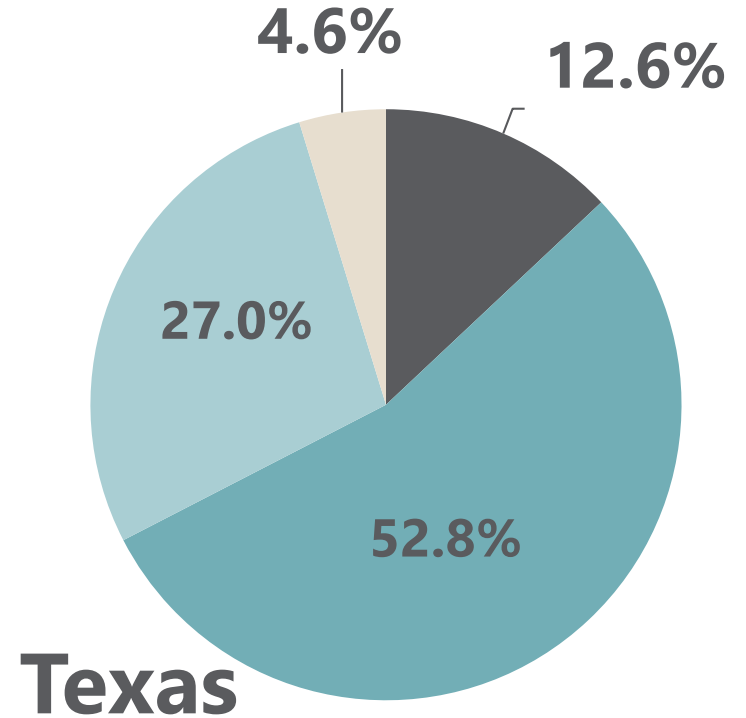
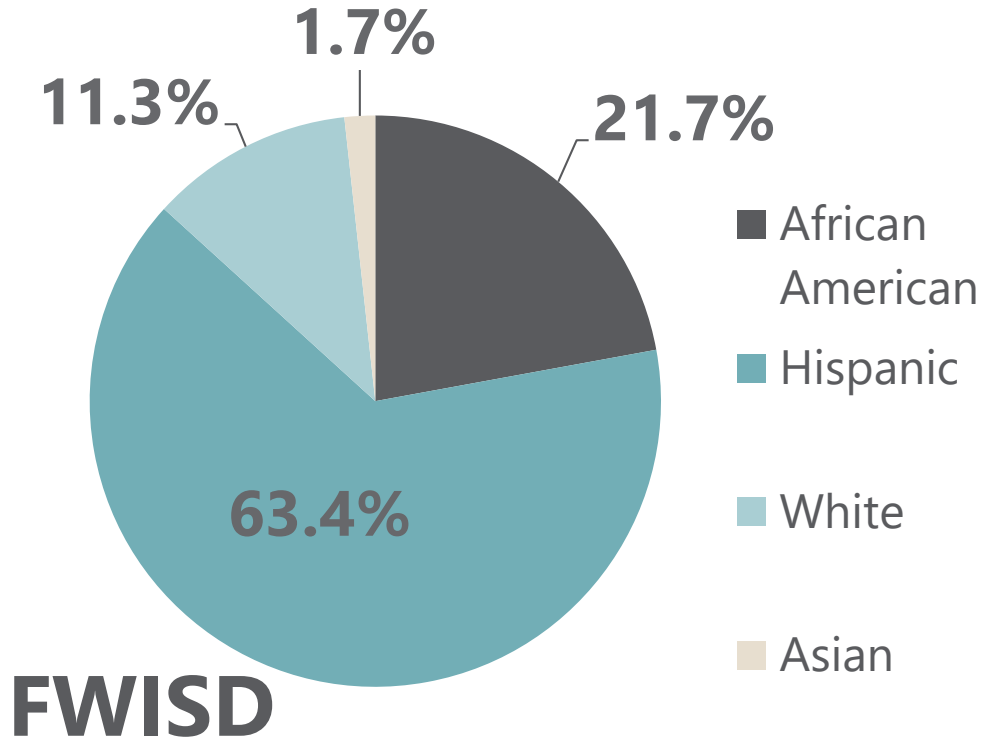
District Number: 220905

- 2020 Accountability Rating:
Not Rated: Declared State of Disaster
- 2020 Special Education Determination Status:
Needs Assistance

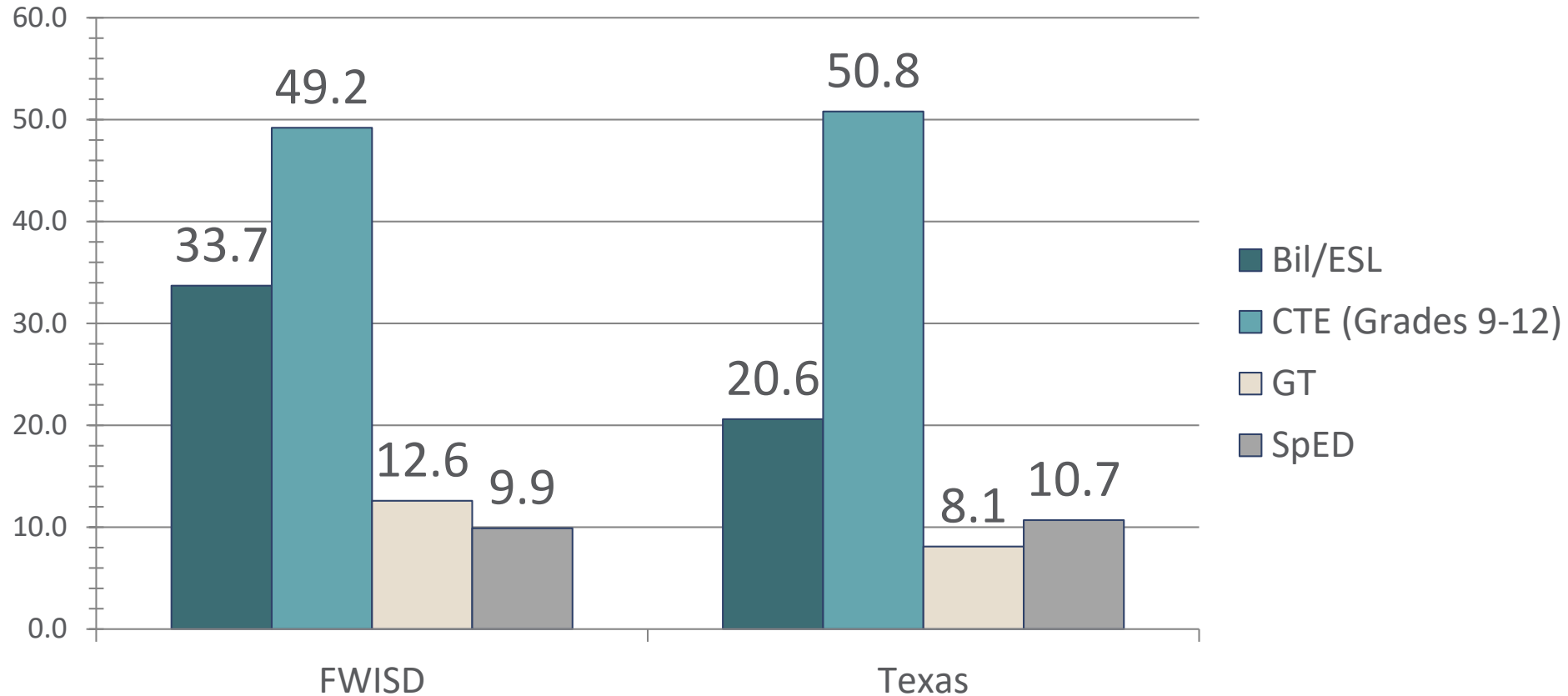
TAPR Content District/Campus Performance

- STAAR Performance: *N/A for 2019-2020*
- Participation Rate
N/A for 2019-2020
- Student Information
- Program Information
- Attendance Rate
- Annual Dropout Rates
- Graduation Rates
- College Readiness Indicators
- Staff Information
- Violent & Criminal Incidents
- Budget Information
- Texas Higher Ed Coordinating Board
- Campus Plans

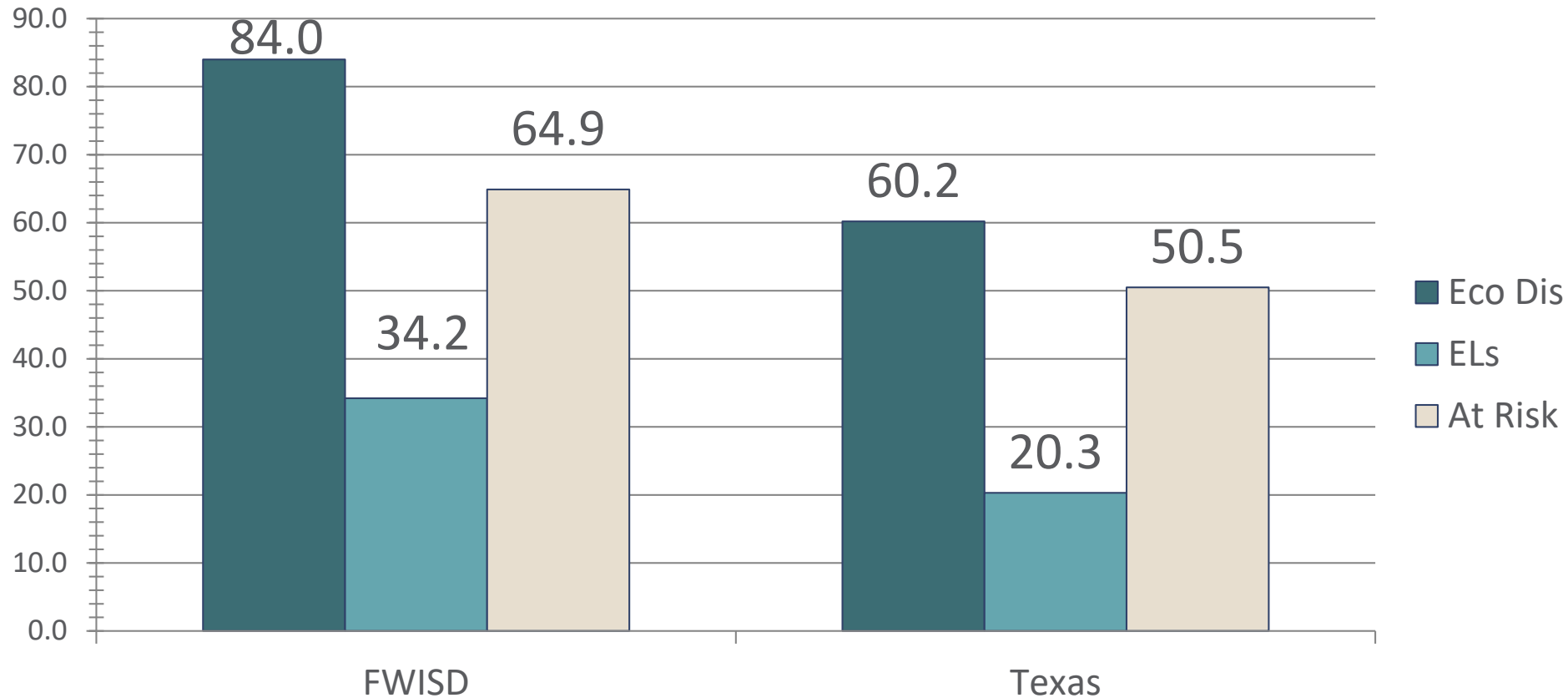
2020 Student Ethnic Distribution



Student Enrollment by Program 2020

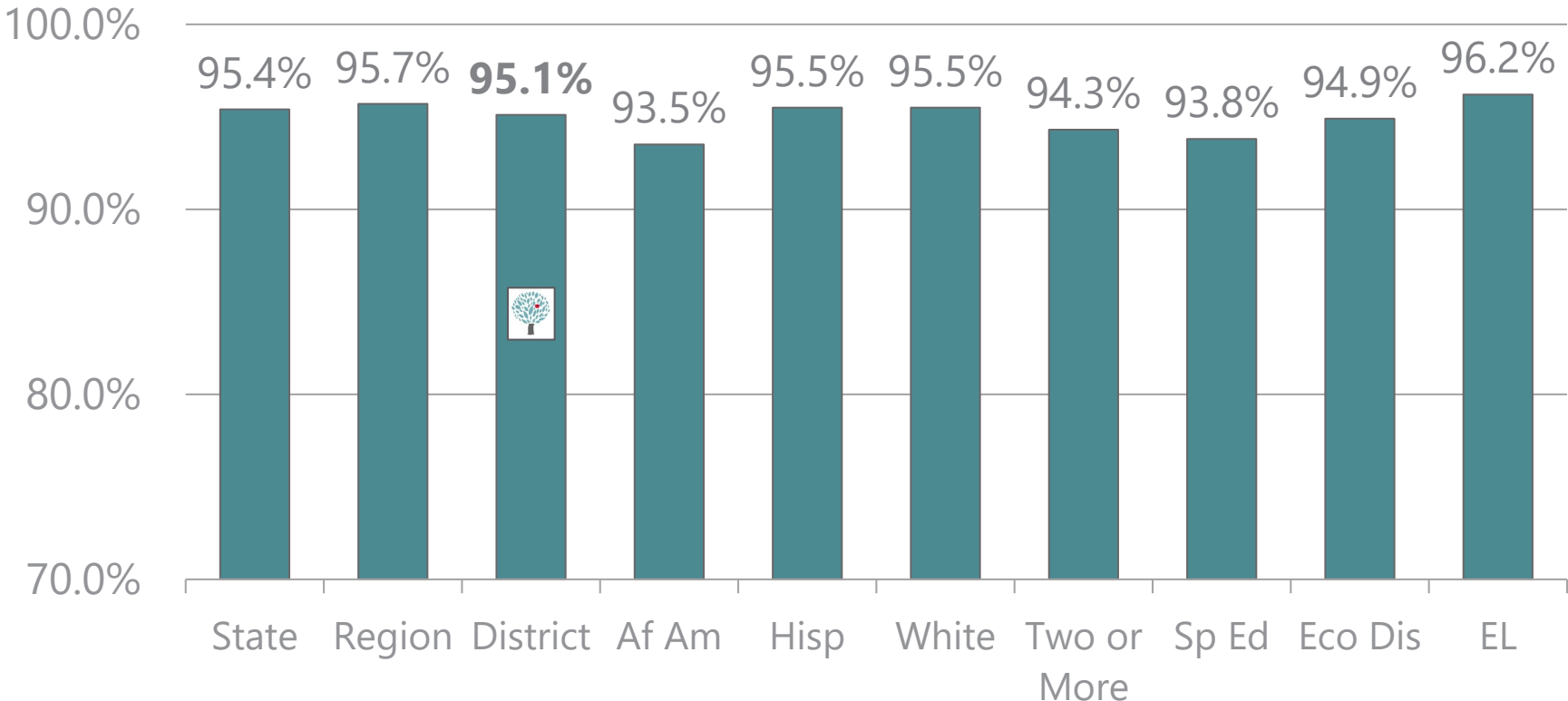


Additional Student Demographics 2020



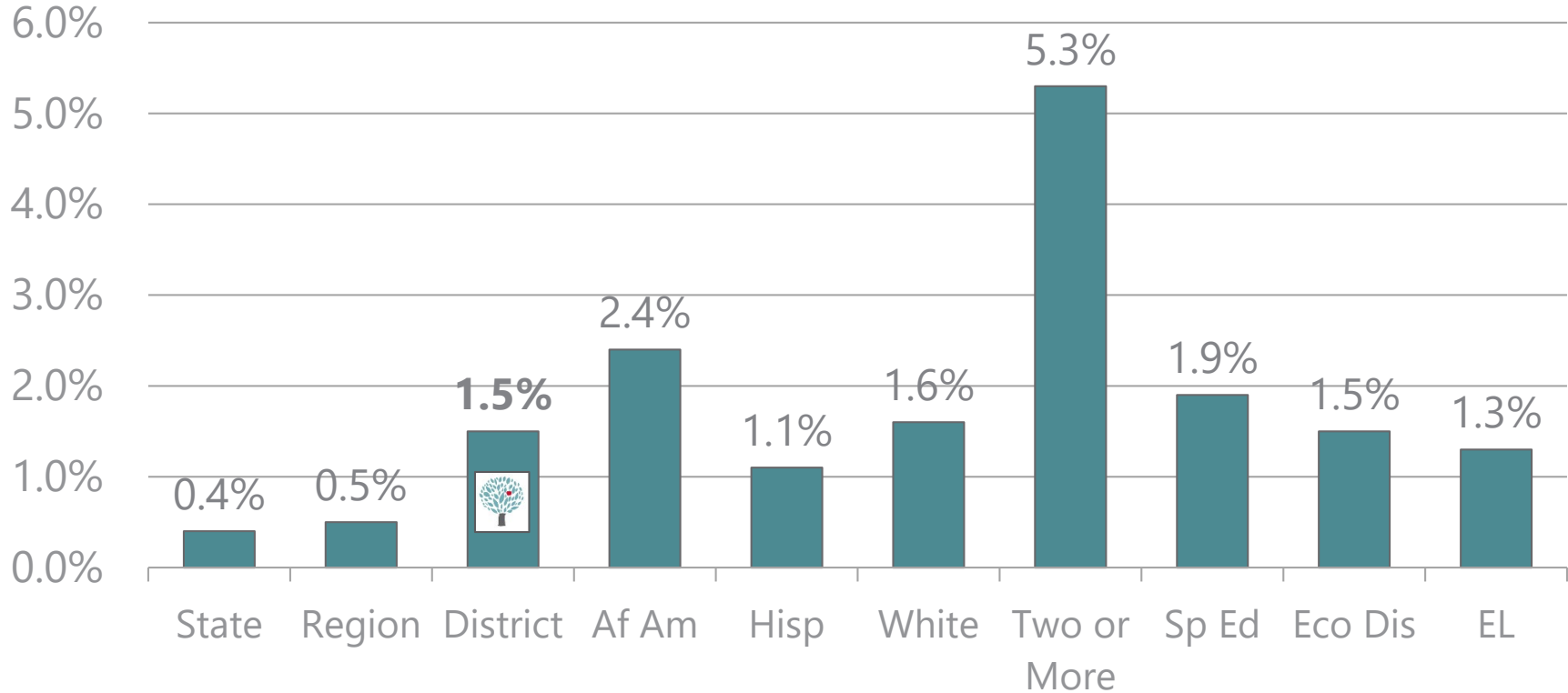
Attendance

2018-2019 School Year



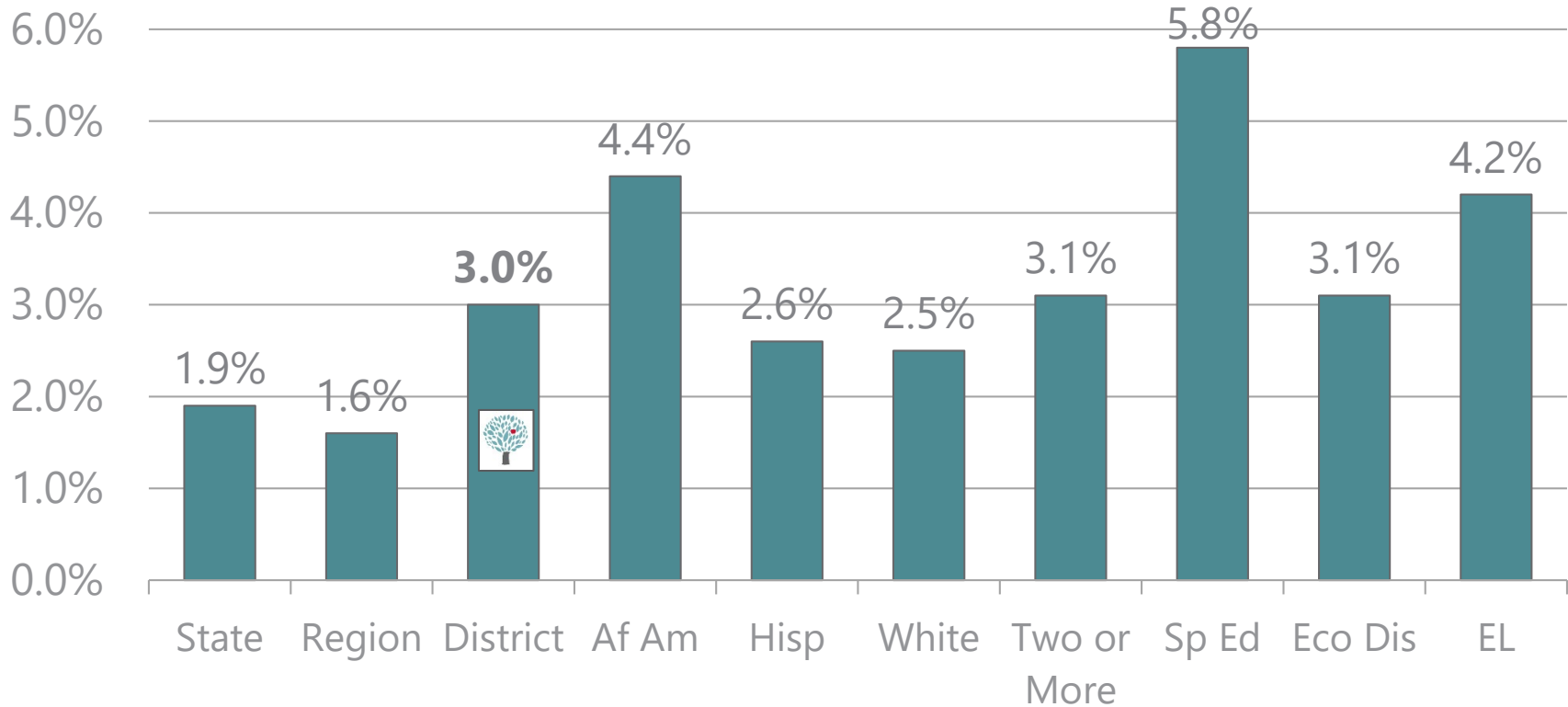
Annual Dropout Rate (Grades 7-8)

2018-2019 School Year



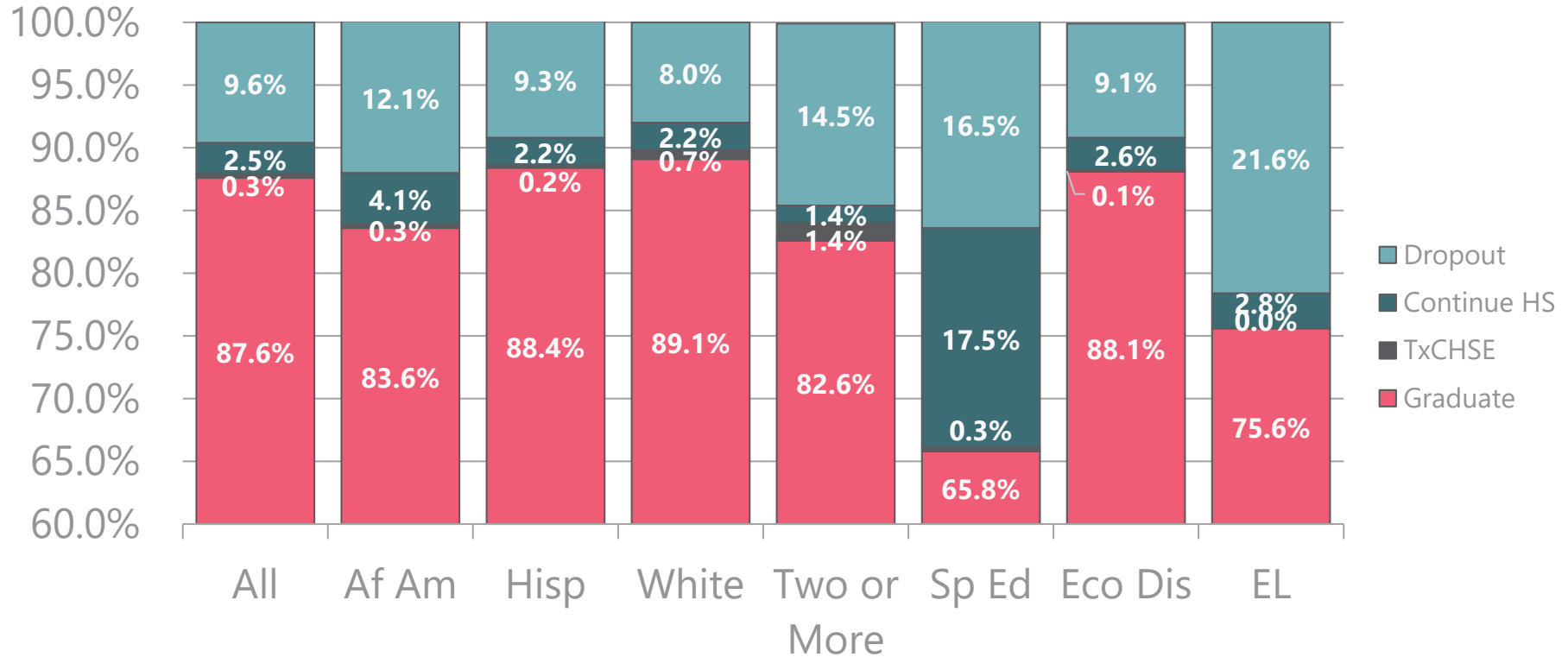
Annual Dropout Rate (Grades 9-12)

2018-2019 School Year



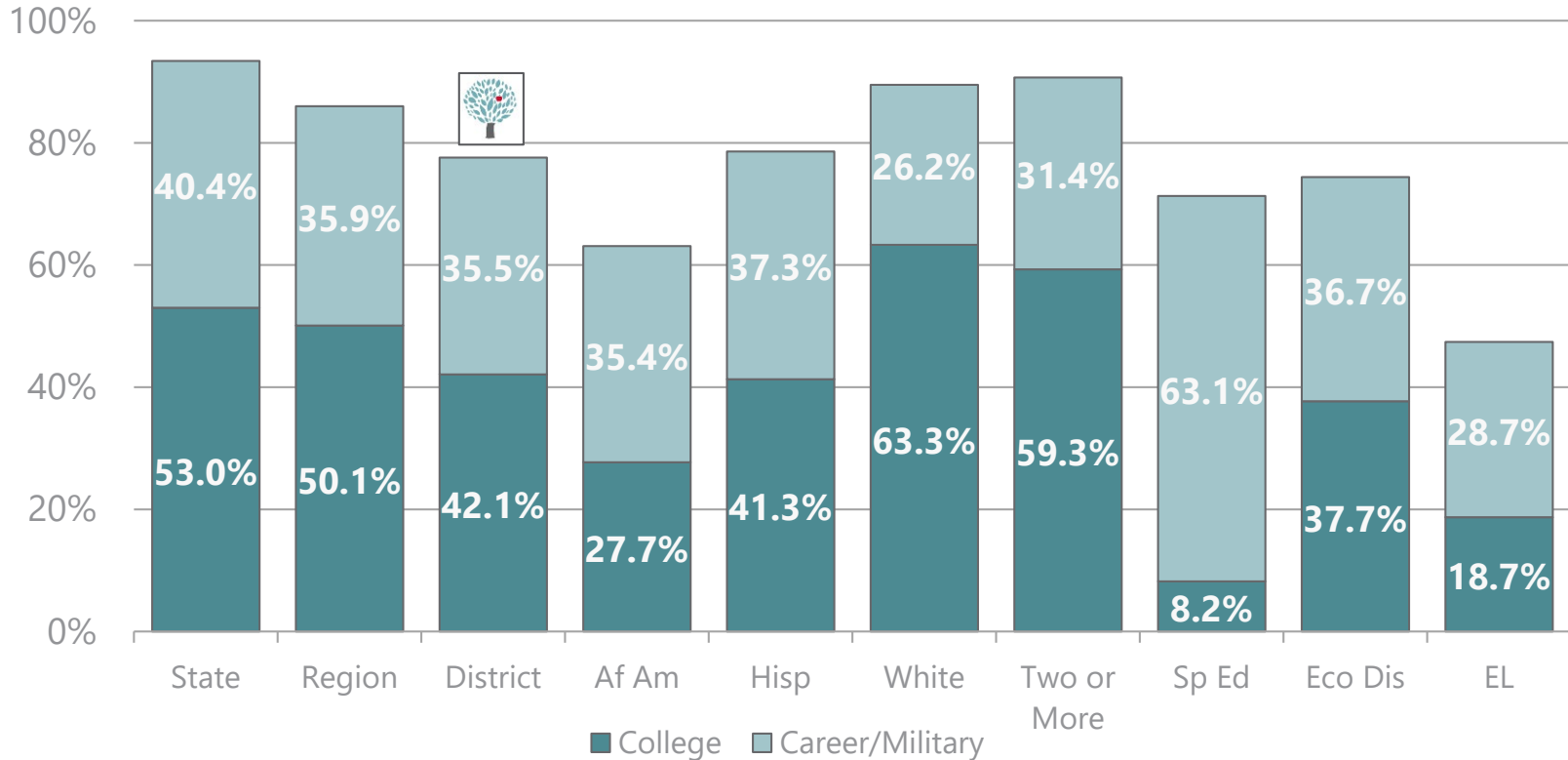
4-Year Longitudinal Graduation Rate (Grades 9-12)

Class of 2019 Cohort



College, Career, and Military Ready (CCMR) Graduates

Class of 2019



College, Career, and Military Ready (CCMR) Graduates

- Met criterion score SAT/ACT/TSI/College Prep course in ELA/Reading and Math
- Met criterion score AP exam (3 or more) or IB exam (4 or more)
- Earned an Industry certification
- Completed 3 hour OnRamps course completed & qualified for college credit
- Earned an Associate's degree
- Completed IEP and Workforce Readiness
- Special Ed student graduated with advanced degree plan
- Graduated with a Level I or Level II certificate
- Earned 9+ hours of Dual Credit *OR* 3 hours of Dual Credit ELA or Math

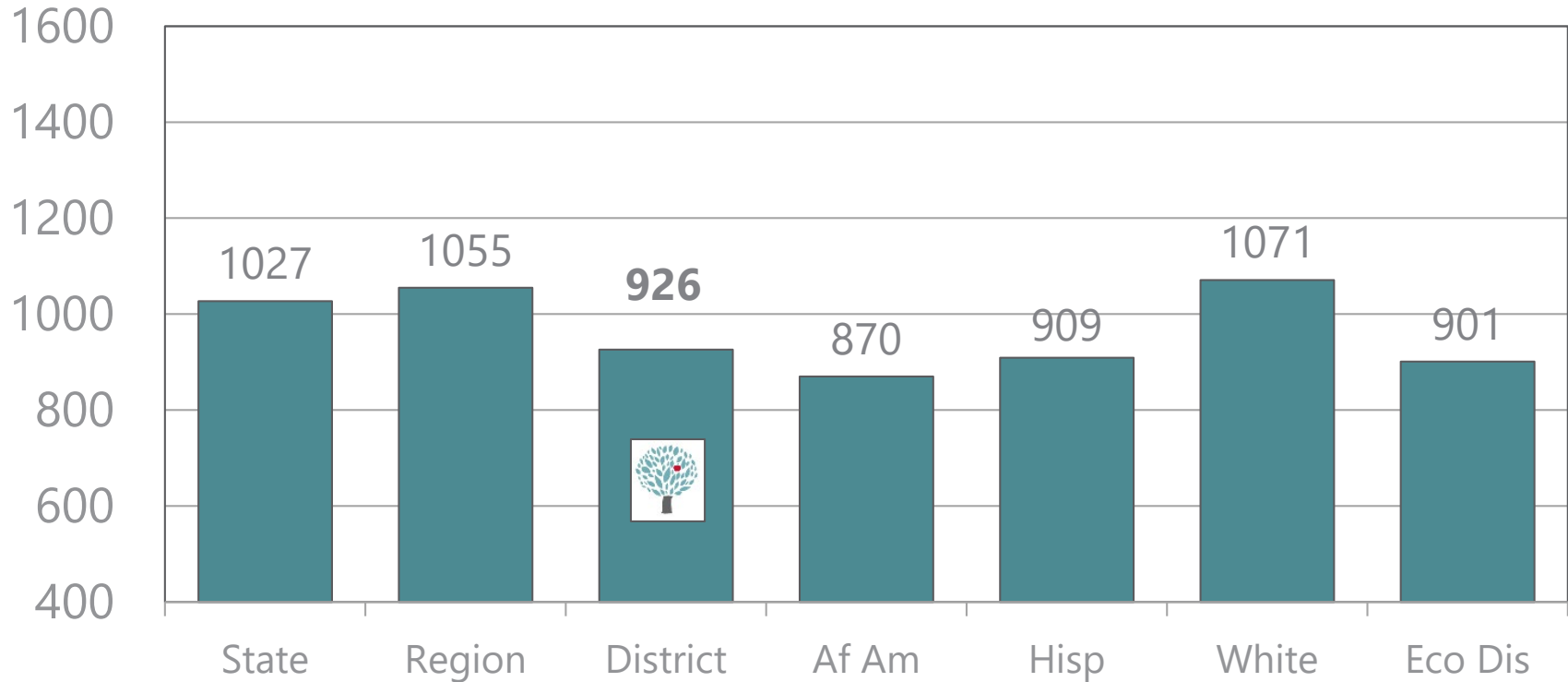
Does not currently include military - pending data from Department of Defense

Texas Success Initiative Criteria for CCMR

TSI Criteria						
TSIA		SAT		ACT		College Prep Course
>= 351 on Reading	or	>= 480 on Evidenced Based Reading and Writing	or	>=19 on English and >=23 on Composite	or	Earn credit for ELA
>= 350 on Math	or	>= 530 on Math	or	>=19 on Math and >= 23 on Composite	or	Earn credit for Math

Average SAT Score, All Subjects

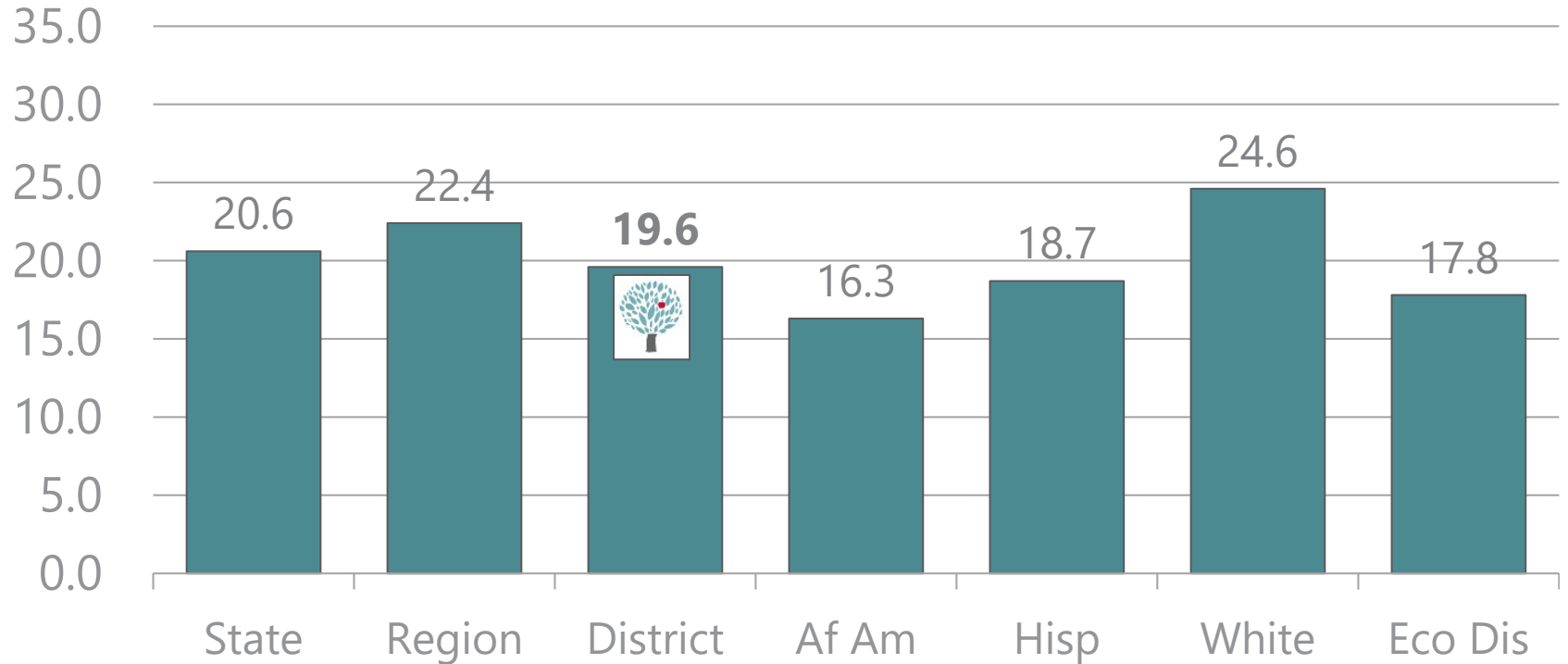
Class of 2019 Cohort



*Highest possible score of 1600 in Math, Reading and Writing

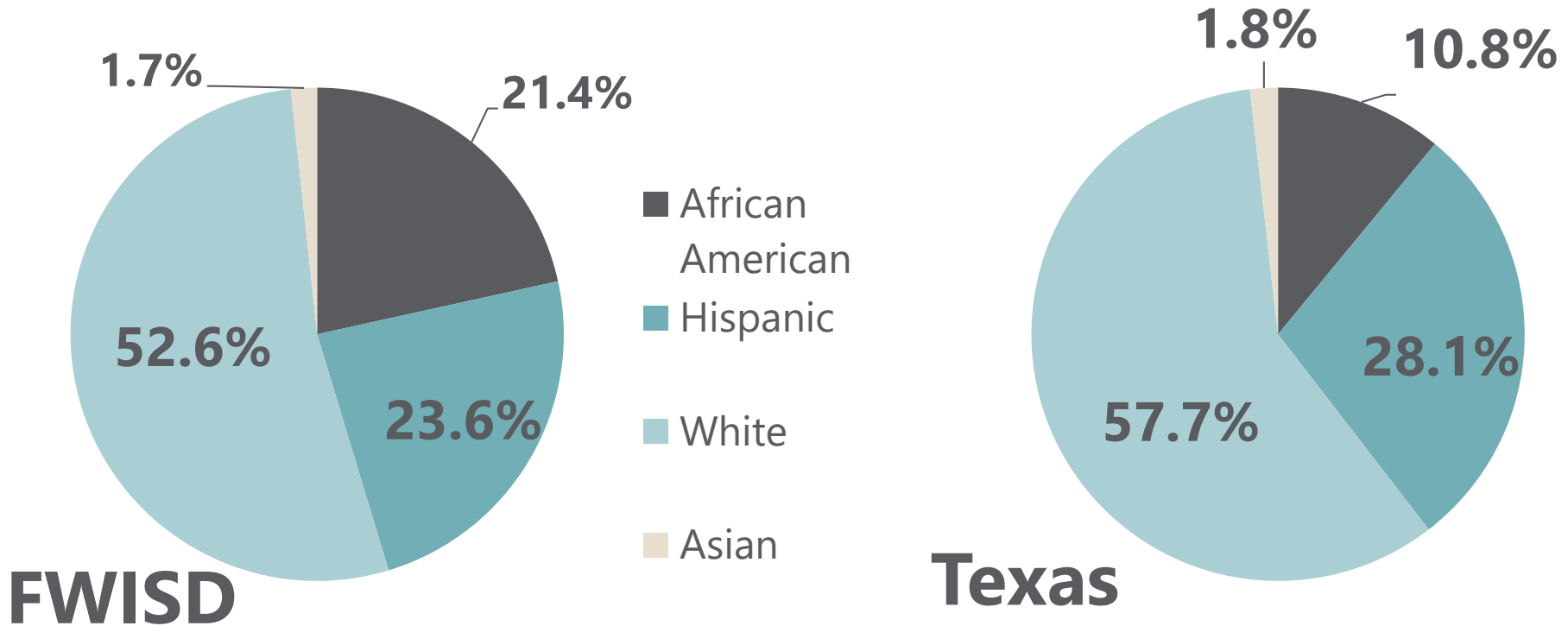
Average ACT Score, All Subjects

Class of 2019 Cohort

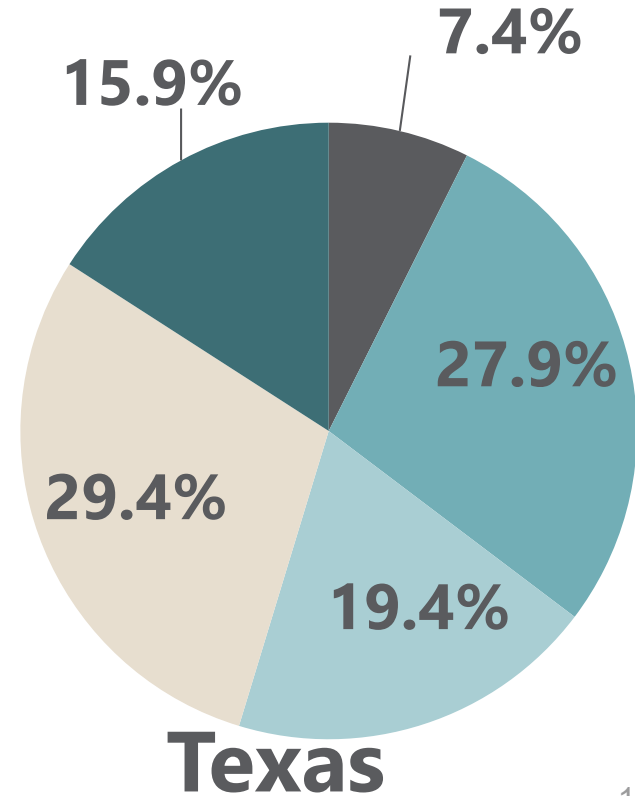
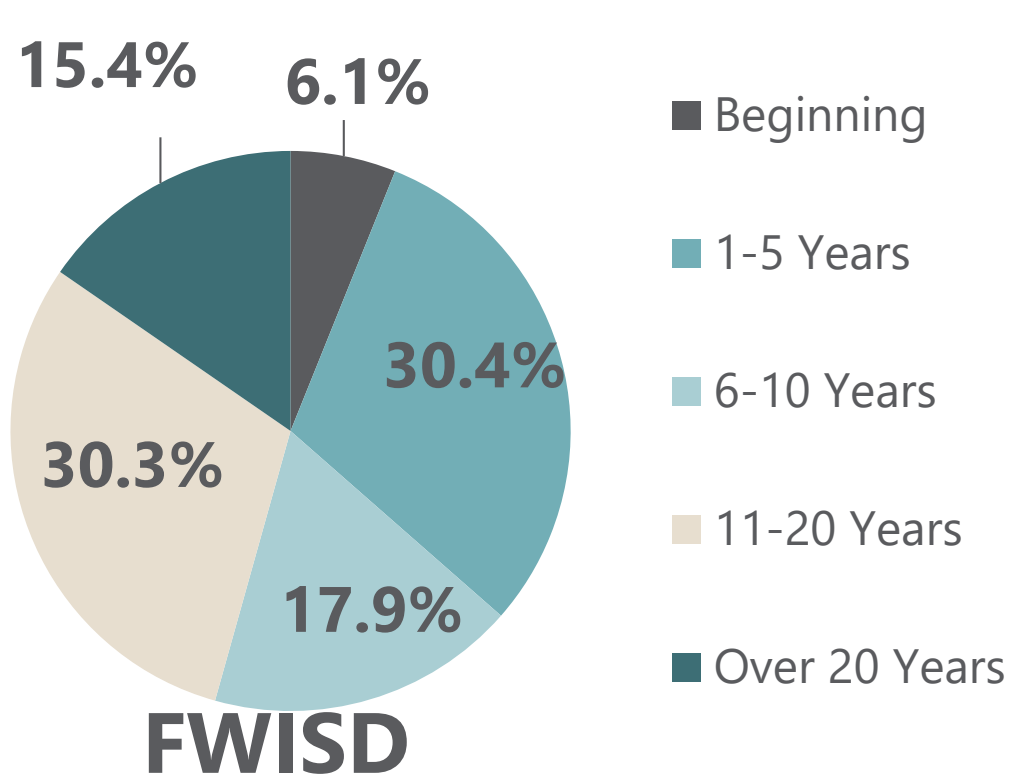


*Highest possible score of 36 in English, Mathematics, Reading, Science

2020 Teacher Ethnic Distribution



2020 Teacher Years of Experience



Violent and Criminal Incidents

- Texas statute (TEC 39.053) requires every district to publish an annual report on violent and criminal incidents at campuses in the district
- The report must include:
 - *Data on Violent and Criminal incidents 2018-2019*
 - *Information concerning school violence prevention and intervention policies and procedures used by the district*
 - *Findings that result from Safe and Drug-Free Schools and Communities Act*

Violent and Criminal Incidents

<i>TEA Discipline Report: FWISD Annual District Summary</i>	2018-19	2019-2020
21-VIOLATED LOCAL CODE OF CONDUCT	22,798	14,323
02-CONDUCT PUNISHABLE AS A FELONY	71	54
36-FELONY CONTROLLED SUBS VIOLATION	43	18
04-CONTROLLED SUBSTANCE/DRUGS	144	21
09-TITLE 5 FELONY - OFF CAMPUS	37	18
26-TERRORISTIC THREAT	25	12
41-FIGHTING/MUTUAL COMBAT	30	107
28-ASSAULT-NONDISTRICT EMPLOYEE	152	128

PEIMS Financial Standard Reports/2019-2020 Financial Actual Report

<https://tea.texas.gov/financialstandardreports/>

- Texas statute (TEC 51.403e) requires every district to include with its TAPR a report on student performance in postsecondary institutions during the first year enrolled after graduation from high school. The report includes:
 - *Number of Total Graduates, disaggregated by attendance in Institutes of Higher Education*
 - *Number of Students within each GPA reporting band*

High School Graduates from Class of 2018

Enrolled in Texas Public or Independent Higher Education in fall 2019

<i>FWISD</i>	Total Graduates	GPA for 1 st Year in Public Higher Education in Texas					
		< 2.0	2.0 – 2.49	2.5 – 2.99	3.0 – 3.49	> 3.5	Unknown
Four-Year Public University	756	198	112	146	160	129	11
Two-Year Public Colleges	1149	356	179	178	190	150	92
Independent Colleges & Universities	204						
Not Trackable	515						
Not Found	1866						
Total High School Graduates	4490						

Campus Plans for 2020-2021

Presented to the board on November 10, 2020.

Posted on the District's *Policy and Planning Department* webpage under CEIP.



Fort Worth
INDEPENDENT SCHOOL DISTRICT