

# Lone Star Governance Goal Progress Measure 2.1 Update

Board of Education  
February 2021



**Late Start in 2020:** We started school later this year, so even on a 2019-2020 to 2020-2021 comparison, the instructional time is different.

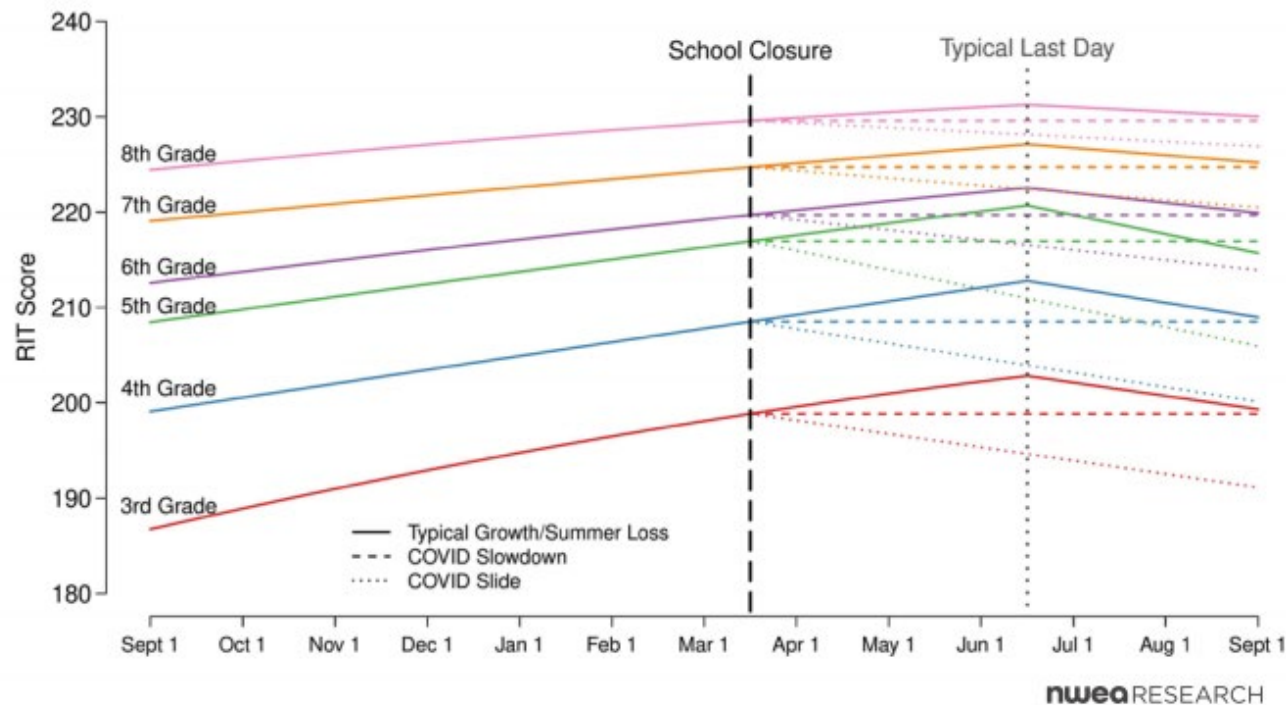
FORT WORTH INDEPENDENT SCHOOL DISTRICT (Revised 8/3/2020)  
2020-2021 TRADITIONAL, ALICE CARLSON ALC, AND JO KELLY CALENDAR



**Change in Learning Environment:** We have students in various learning modes (in-person, virtual, hybrid) for 2020-2021 compared to all in-person in 2019-2020.



**Unfinished & Lost Learning Time:** Many students have unfinished learning and/or lost learning time from the COVID closure in spring 2020 or other access challenges during the pandemic.



Mathematics Forecast

nweaRESEARCH



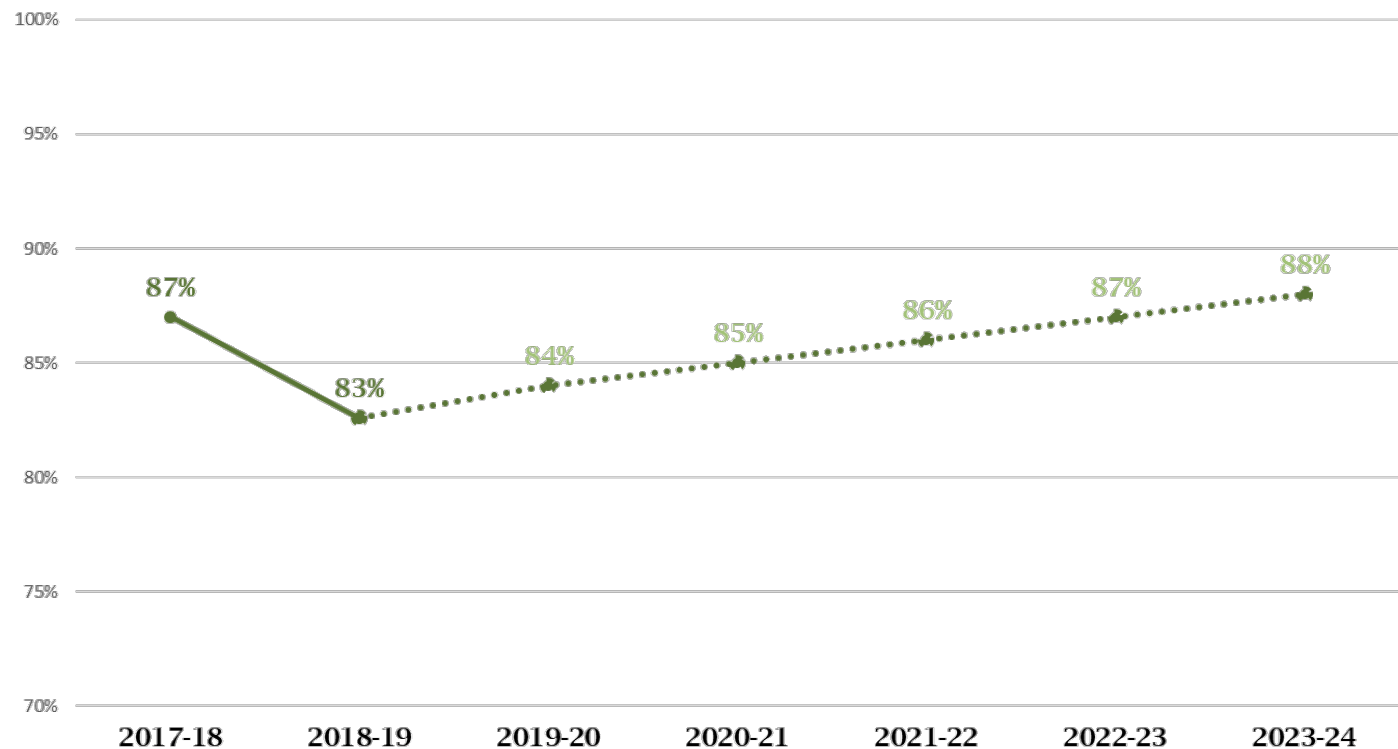
# Goal Progress Measure 2.1 PK and Kindergarten Math



✓ **Goal Progress Measure 2.1 – Circle and TX-KEA**

Increase the percent of PK and KG students that score “On Track” on Circle and TX-KEA Math from **83%** to **88%** by June 2024.

End of Year Targets				
2020	2021	2022	2023	2024
84%	85%	86%	87%	88%






## ✓ Goal Progress Measure 2.1 – Circle and TX-KEA

Increase the percent of PK and KG students that score “On Track” on Circle and TX-KEA Math from **83%** to **88%** by June 2024.

	All	Af Amer	Hisp	White	Am Ind	Asian	Pacific Isl	Two More	Special Ed	Econ Dis	Form SE	Curr EL	EL (C & Mon)	Cont Enr	Not Cont Enr
2017-18	87%	86%	86%	91%	--	92%	--	91%	77%	86%	--	84%			
2018-19	83%	79%	81%	89%	--	87%	--	87%	62%	82%	--	81%			
2019-20	84%	80%	82%	90%	--	88%	--	88%	63%	83%	--	82%			
2020-21	85%	81%	83%	91%	--	89%	--	89%	64%	84%	--	83%			
2021-22	86%	82%	84%	92%	--	90%	--	90%	65%	85%	--	84%			
2022-23	87%	83%	85%	93%	--	91%	--	91%	66%	86%	--	85%			
2023-24	88%	84%	86%	94%	--	92%	--	92%	67%	87%	--	86%			

# PK Circle: Math Components

- ❖ Numbers
- ❖ Counting
- ❖ Shapes
- ❖ Operations

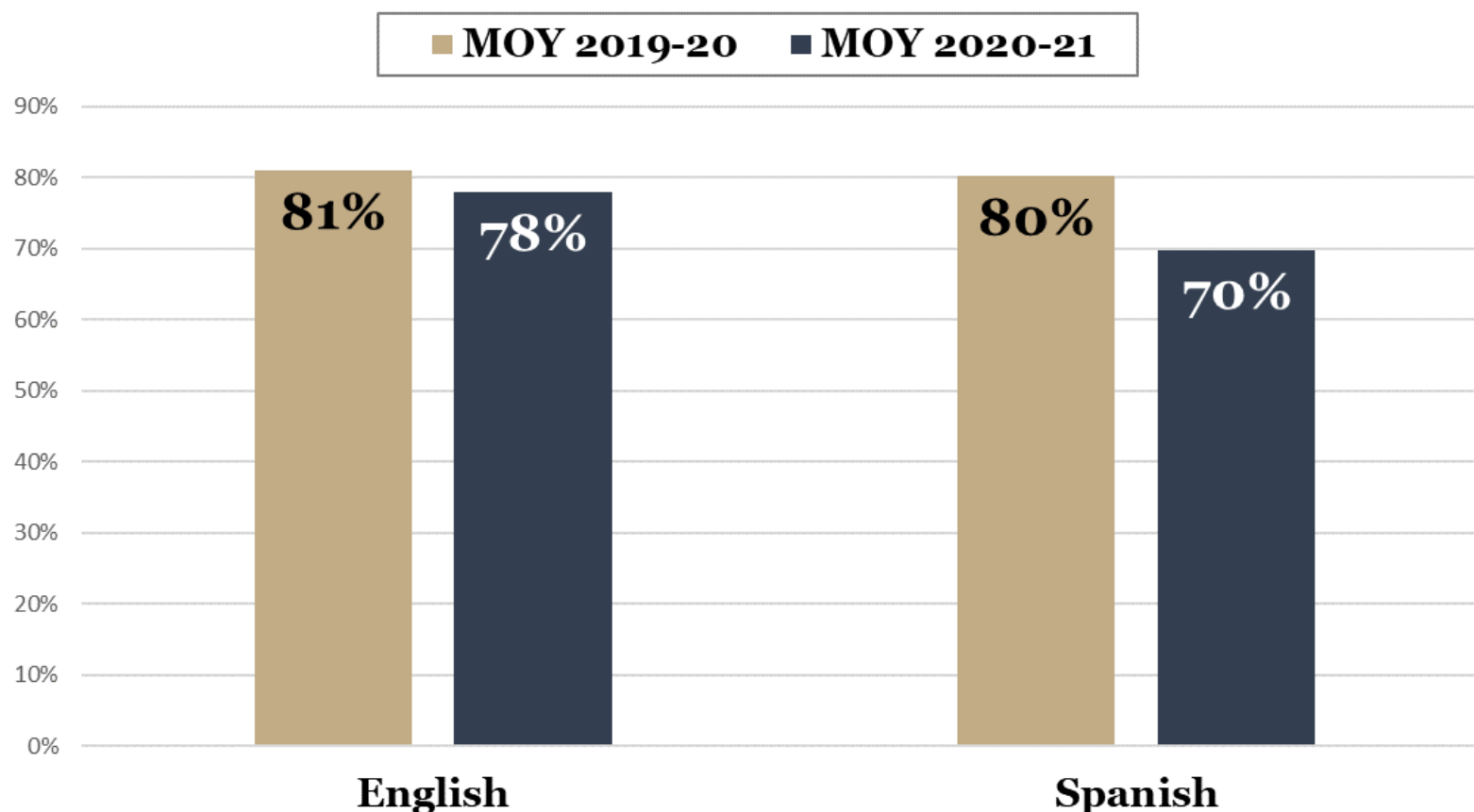




## ✓ Goal Progress Measure 2.1 – PK Circle Assessment

**Mid-year Update:** In English, a slightly smaller percentage of PK students were on-track in Math in January 2021 than at the same time in 2020.

### % On Track for Math – PK Year-to-Year Comparison



#### Number Tested

##### *English*

2019-20 = 3875

2020-21 = 2556

##### *Spanish*

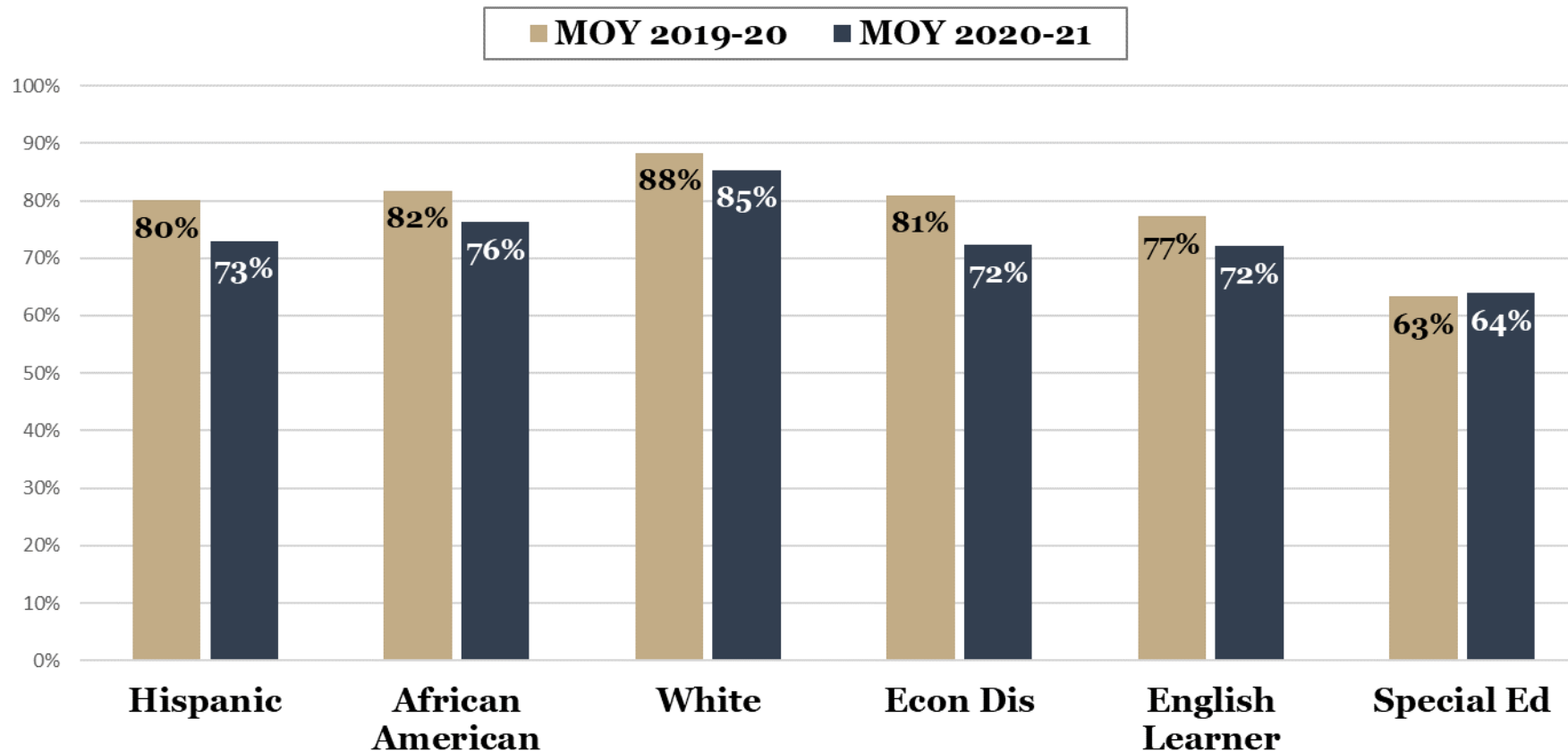
2019-20 = 101

2020-21 = 1146

## ✓ Goal Progress Measure 2.1 – PK Circle Assessment

**Mid-year Update:** Only the Special Ed group has a slightly higher percentage of PK students on-track in Math in January 2021 compared to January 2020.

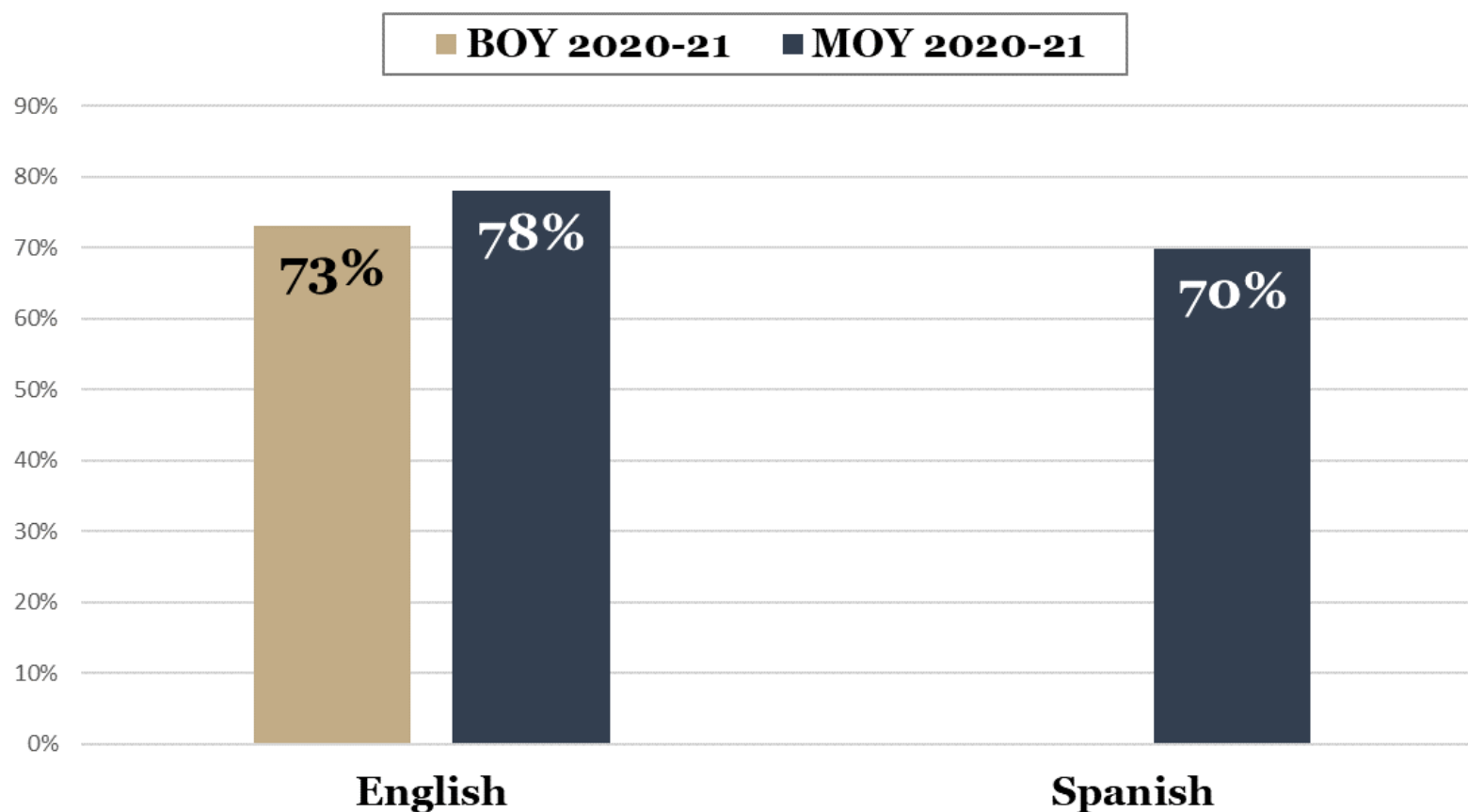
### % On Track for Math – PK Year-to-Year Comparison *English & Spanish Combined*



## ✓ Goal Progress Measure 2.1 – PK Circle Assessment

**Mid-year Update:** In English, a slightly higher percentage of PK students were on-track in Math in January 2021 than at the beginning of the year in September 2020.

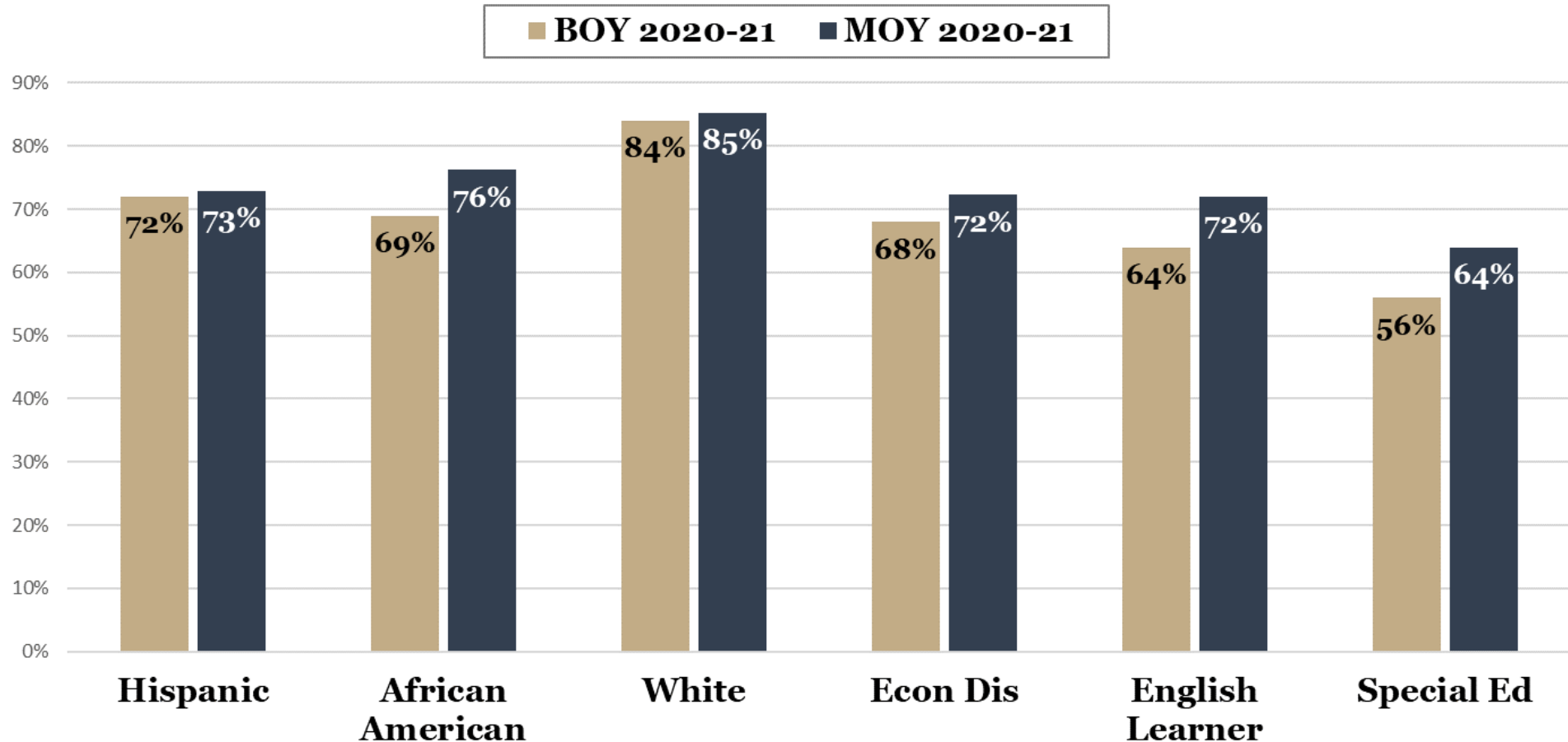
### % On Track for Math – PK within Current Year



## ✓ Goal Progress Measure 2.1 – PK Circle Assessment

**Mid-year Update:** All groups made gains in the % on-track from BOY to MOY with the highest gains seen for English Learners and students served by SpEd.

### % On Track for Math – PK within Current Year



# Kindergarten TX-KEA\* Math Components

- ❖ Numbers
- ❖ Counting
- ❖ Patterns
- ❖ Sequencing

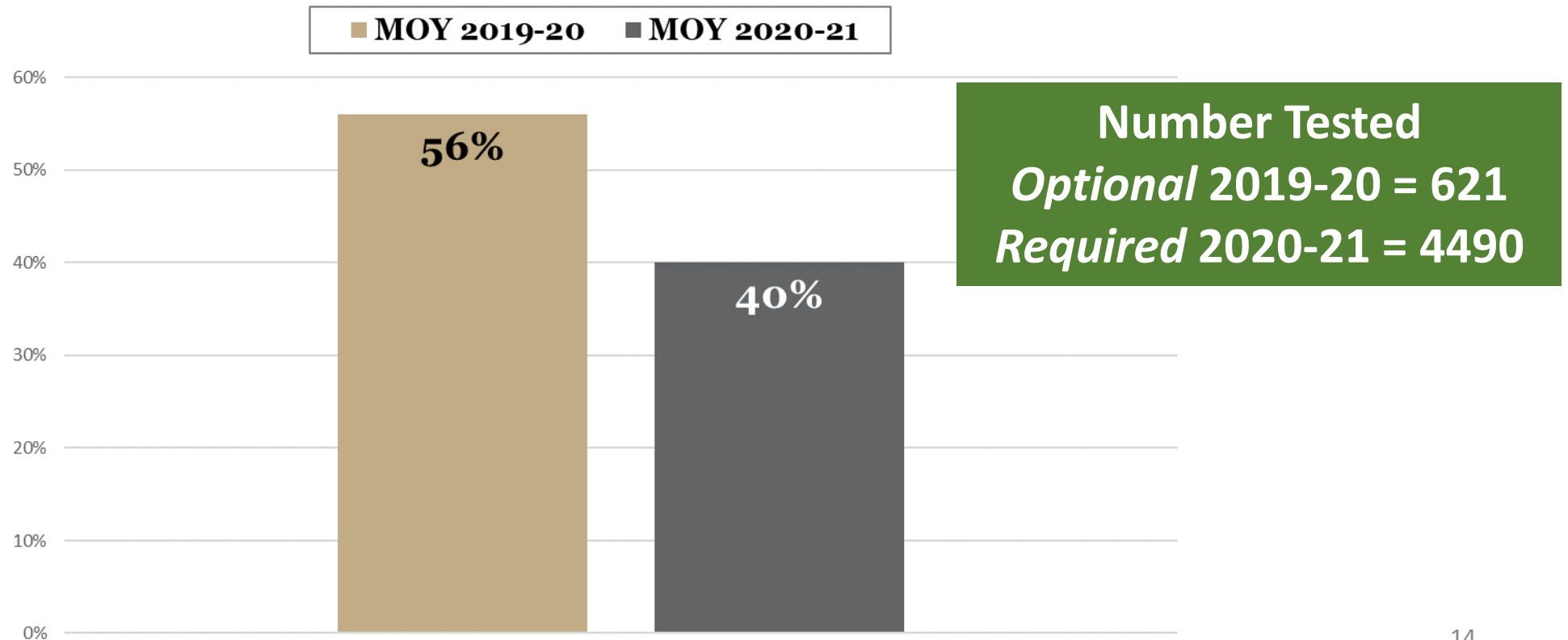


\*Texas Kindergarten Entry Assessment...now given 3 times per year for progress monitoring

## ✓ Goal Progress Measure 2.1 – Kindergarten TX-KEA Assessment

**Mid-year Update:** TX-KEA Math middle of year assessment was optional in January 2020. The groups are not comparable in size or learning time.  
Year-to-Year

### % On Track for Math - Kindergarten Year-to-Year

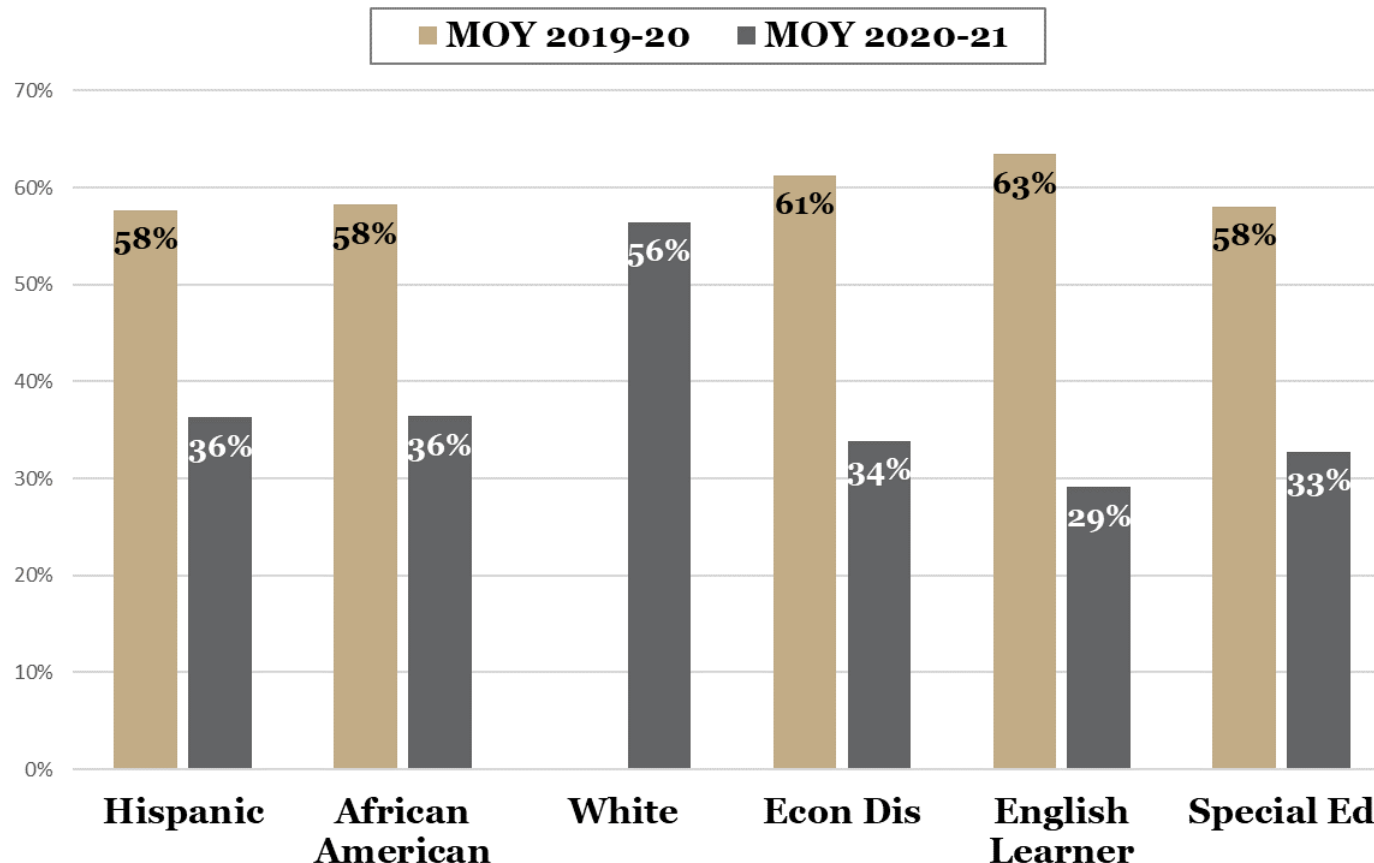




## ✓ Goal Progress Measure 2.1 – Kindergarten TX-KEA Assessment

**Mid-year Update:** TX-KEA Math middle of year assessment was optional in January 2020. The groups are not comparable in size or learning time.  
Year-to-Year

### % On Track for Math - Kindergarten Year-to-Year

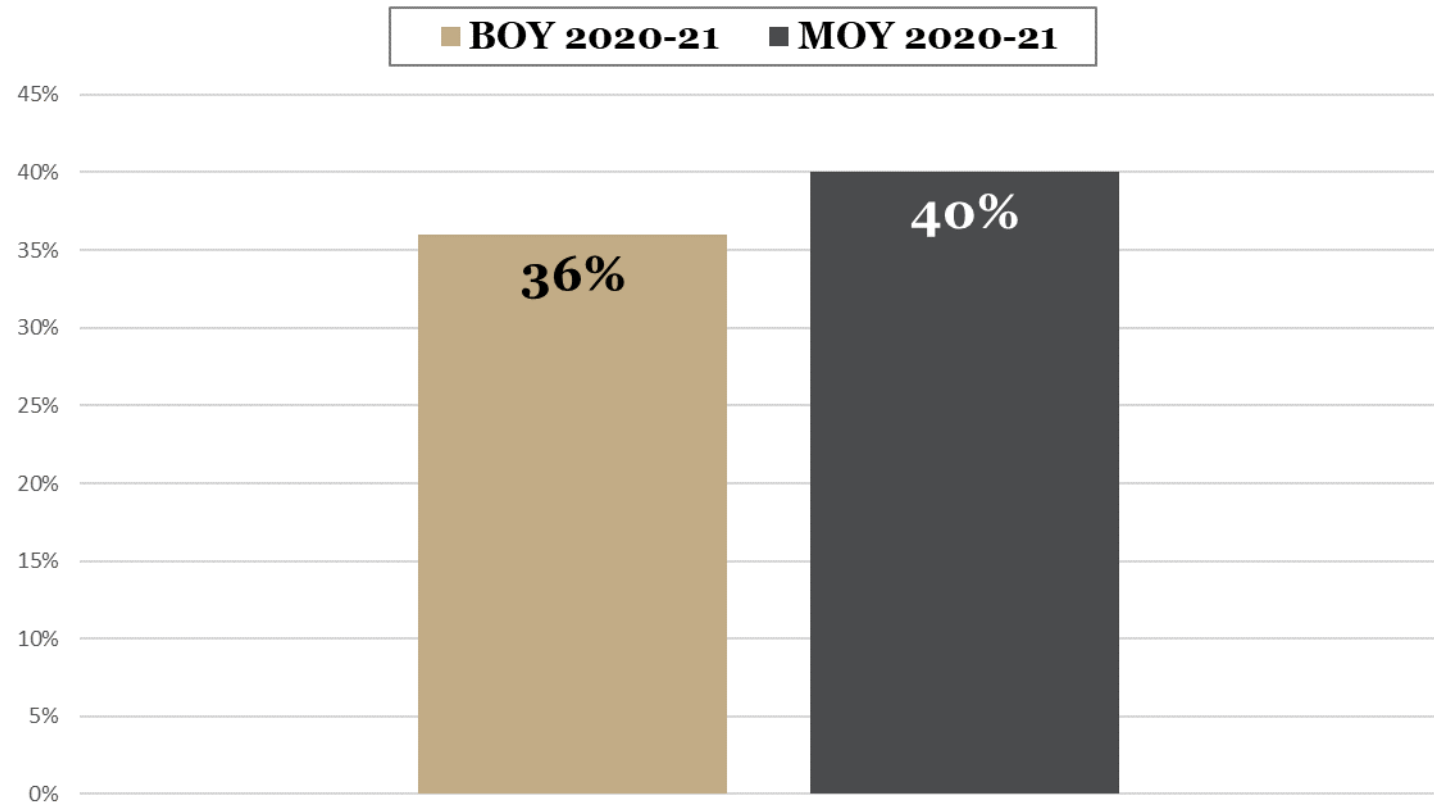


**Number Tested**  
*Optional 2019-20 = 621*  
*Required 2020-21 = 4490*

## ✓ Goal Progress Measure 2.1 – Kindergarten TX-KEA Assessment

**Mid-year Update:** A greater percentage of Kindergarten students were On-Track for Math at middle of year than at the beginning of the year.

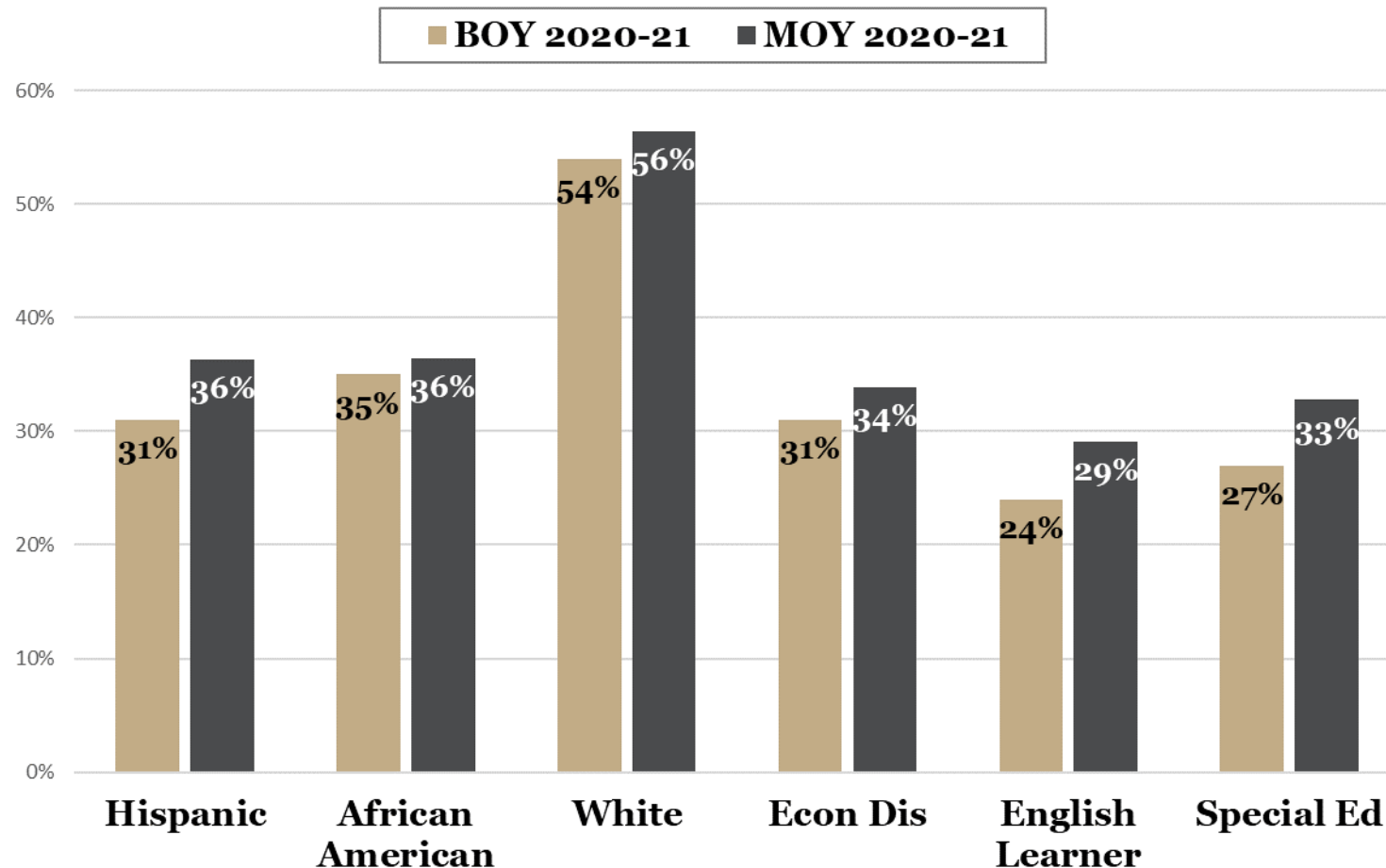
### % On Track for Math – Kindergarten within Current Year



✓ **Goal Progress Measure 2.1 – Kindergarten TX-KEA Assessment**

**Mid-year Update:** The percentage of Kindergarten students On-Track for Math increased for every student group from beginning to middle of year.

**% On Track for Math – Kindergarten within Current Year**



# District Supports and Goal Priorities



# District Supports and Goal Priorities

---

- Instructional and Literacy Frameworks
- Professional Learning
- Assessment Planning
- Differentiated Support
- Instructional Leadership
- Engagement



Follow us on  
Facebook and Twitter  
@FortWorth\_ISD