



Fort Worth ISD
Lone Star Governance
Constraints 3, 4 and 5

Board of Education Meeting
Tuesday, May 25, 2021



Superintendent Constraints



Constraint 3: Transparency and Communication

The Superintendent shall not reduce transparency and communication regarding the impact of strategic initiatives on student learning.

Constraint 4: Instructional Time

The Superintendent shall not operate without actively monitoring and working to eliminate the loss of instructional time.

Constraint 5: Racial and Ethnic Equity

The Superintendent shall not operate without examining the enrollment process and data annually to ensure no inequitable impact on students of color.



Transparency and Stakeholder Communication

Progress Monitoring Calendar

Provide progress monitoring reports at least **4** times per year for each Student Outcome Goal.

| Goal 1 Early Literacy | Goal 2 Early Math | Goal 3 College, Career and Military Readiness |
|--------------------------|----------------------|---|
| September 2020 | September 2020 | September 2020 |
| January 2021 | December 2020 | January 2020 |
| March 2021 | February 2021 | March 2021 |
| April 2021 | April 2021 | April 2021 |
| 4/4 = 100% | 4/4 = 100% | 4/4 = 100% |

Parents as Partners

The Parent Portal is available to all parents with students enrolled in Fort Worth ISD and provides two-way communication and involvement.

It allows parents to access grades (in real time), schedules, report cards, attendance and teacher contact information.

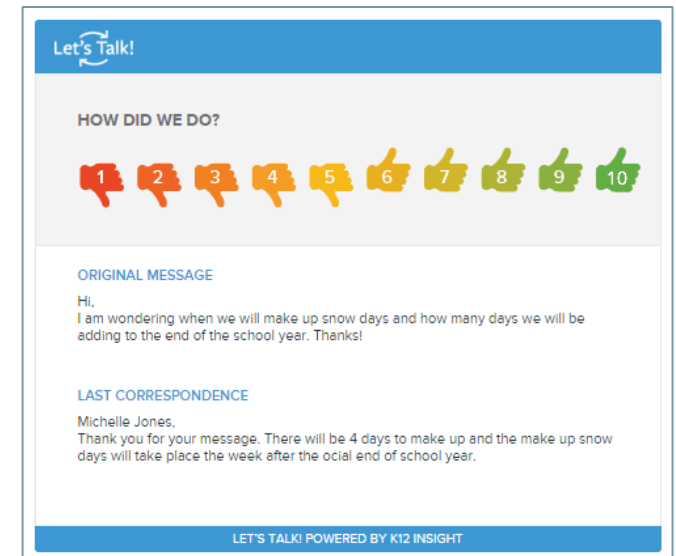
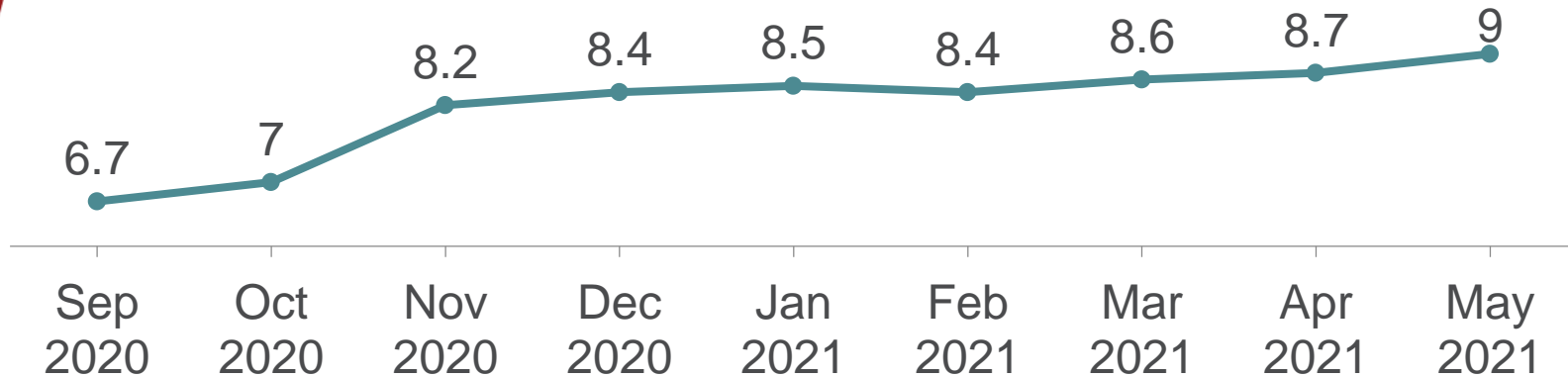
36,986 Total Active
Parent Portal Accounts
as of 10/14/2020

40,644 Total Active
Parent Portal Accounts
as of 5/19/2021

↑3,658


Let's Talk with Fort Worth ISD

Stakeholder Average Feedback Score Trends



Fort Worth ISD welcomes feedback from all stakeholders. Stakeholders are invited to submit questions, comments, or concerns. Tell us how it's going so we can monitor and adjust as needed.

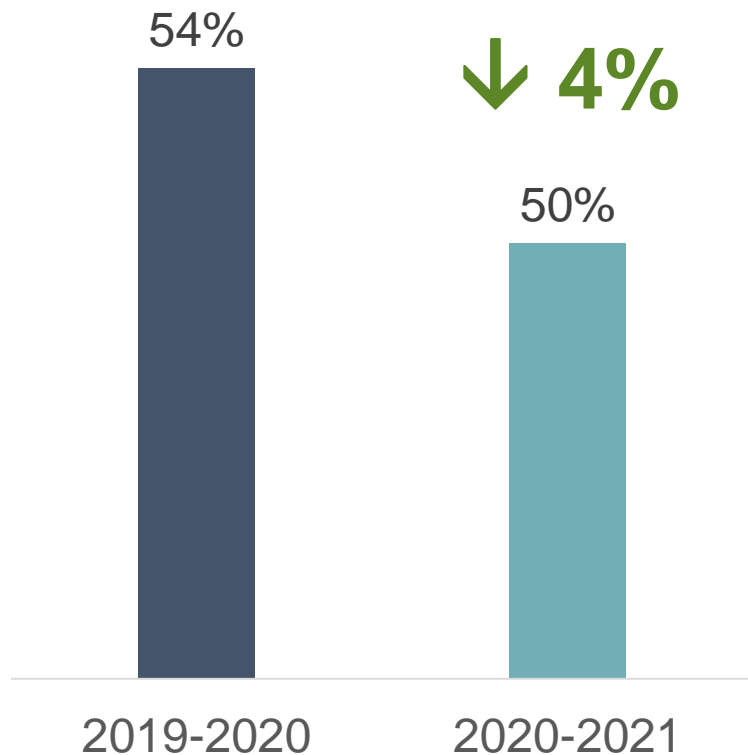
<https://www.fwisd.org/feedback>



Instructional Time

Out of School Suspensions (OSS)

African American Females Unduplicated Students Receiving OSS



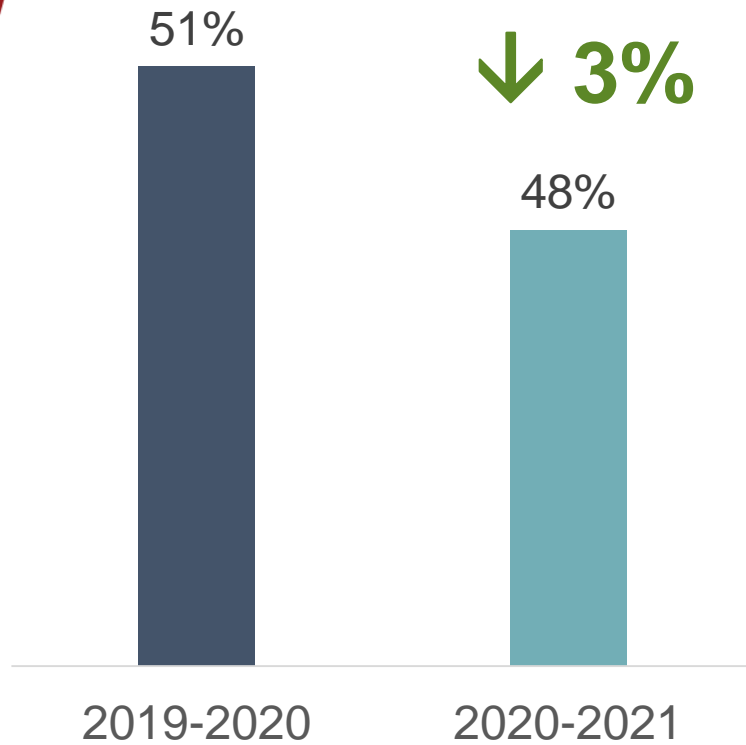
Data represents the percentage of African American female students receiving OSS out of the total number of female students receiving OSS

21% of Total Female Student Enrollment is African American (Fall PEIMS 2020-21)

Date Sources: ADQ Cycle Reports 2019-2020 as of Third Six Weeks (Pandemic Closure) and 2020-21 as of Fourth Six Weeks (Late Start)

Out of School Suspensions (OSS)

African American Unduplicated Students Receiving OSS



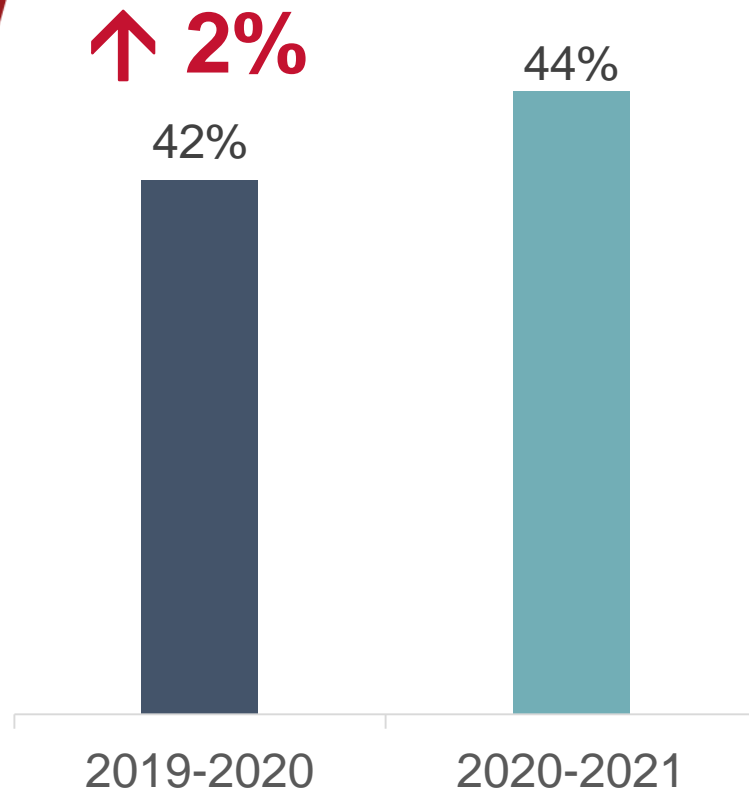
Data represents the percentage of African American students receiving OSS out of the total number of students receiving OSS

21% of Total Student Enrollment is African American (Fall PEIMS 2020-21)

Date Sources: ADQ Cycle Reports 2019-2020 as of Third Six Weeks (Pandemic Closure) and 2020-21 as of Fourth Six Weeks (Late Start)

Out of School Suspensions (OSS)

Hispanic Unduplicated Students Receiving OSS



Data represents the percentage of Hispanic students receiving OSS out of the total number of students receiving OSS

65% of Total Student Enrollment is Hispanic (Fall PEIMS 2020-21)

Date Sources: ADQ Cycle Reports 2019-2020 as of Third Six Weeks (Pandemic Closure) and 2020-21 as of Fourth Six Weeks (Late Start)

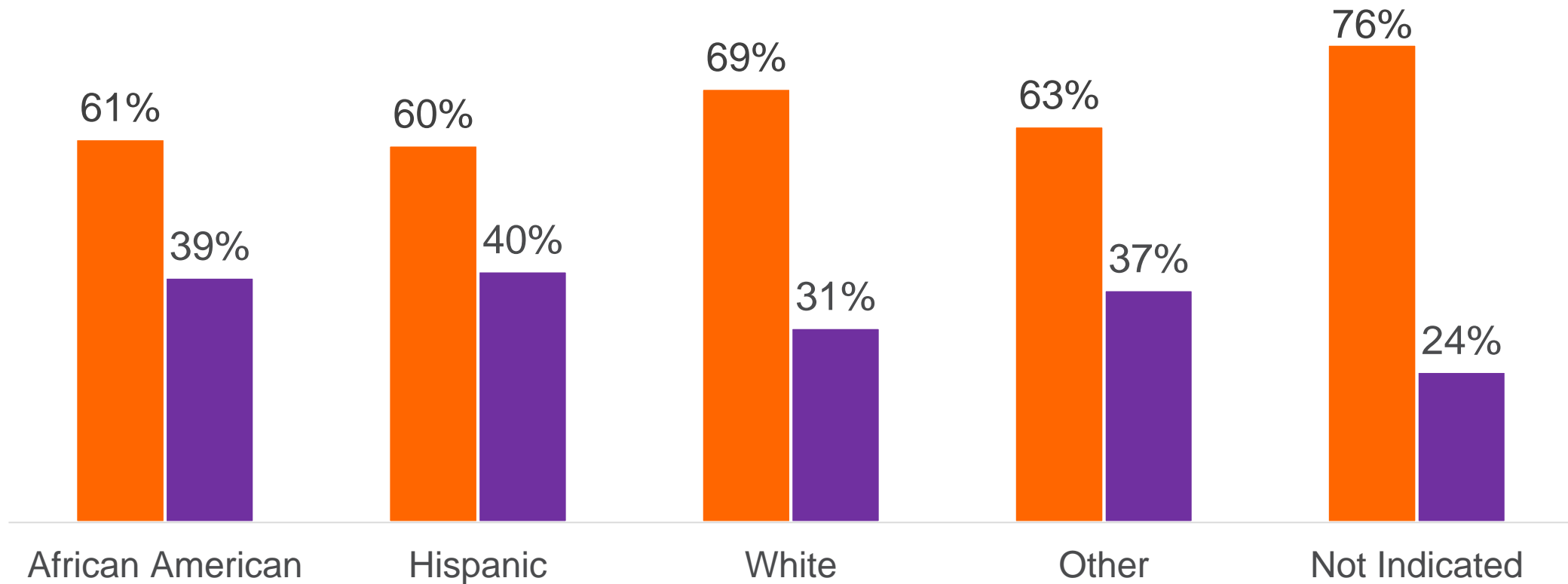


Racial and Ethnic Equity

Enrollment Breakdown by Racial Group

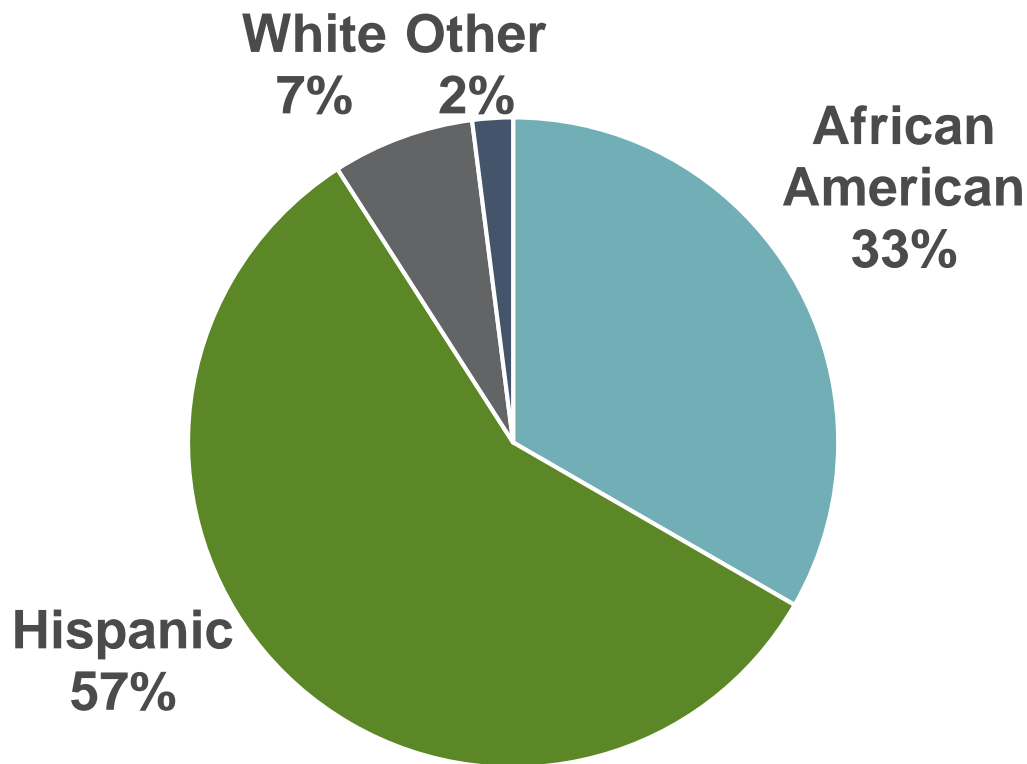
In-Person/Hybrid – 63%

Virtual Every Day – 37%



Students Retained (Not Promoted to Next Grade Level)

Students Retained by Racial Group



1,012 (1.32%)

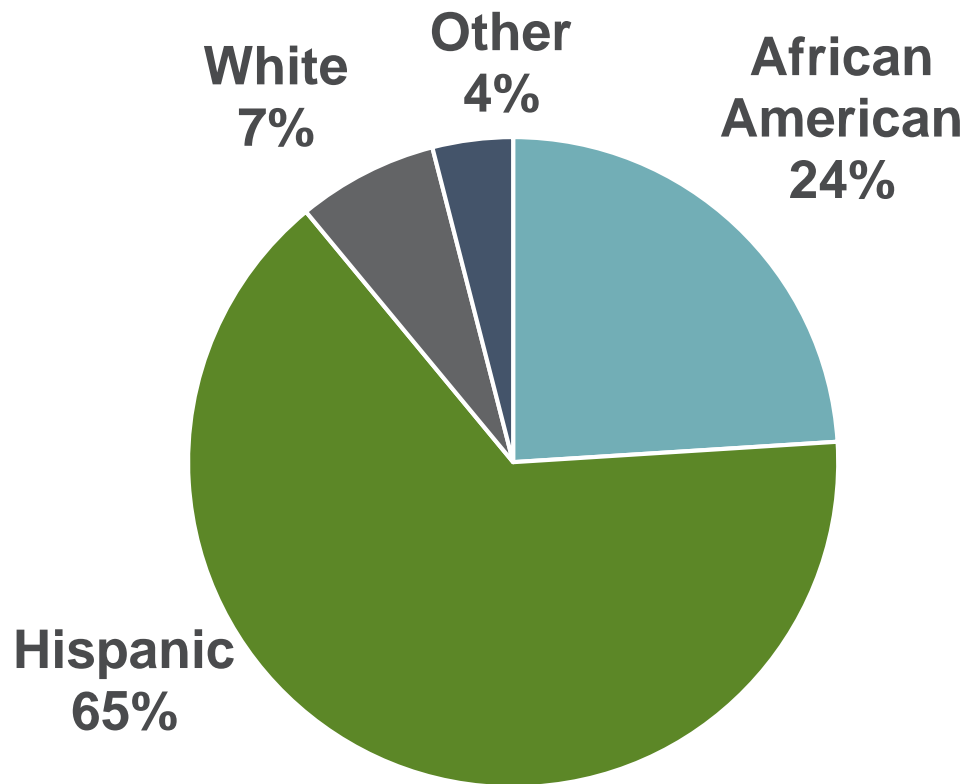
Students Retained
Fall PEIMS (2020-2021)

76,858

Total Student Enrollment
Fall PEIMS (2020-2021)

Early College High School (ECHS)

ECHS Students by Racial Group



1,052 (1.37%)

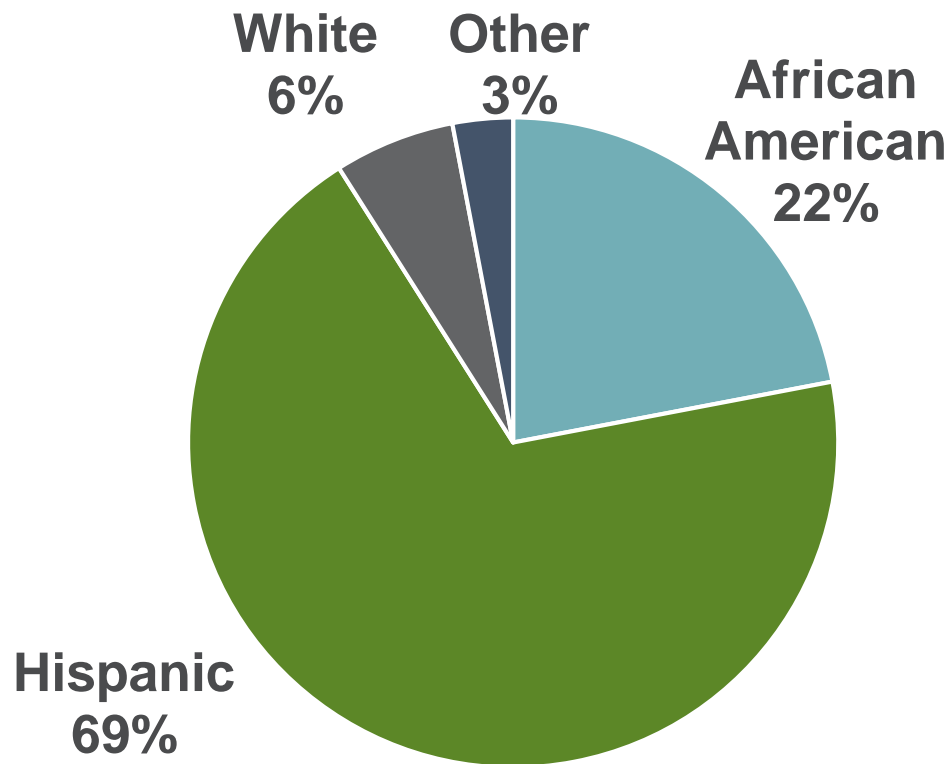
ECHS Students
Fall PEIMS (2020-2021)

76,858

Total Student Enrollment
Fall PEIMS (2020-2021)

Pathways in Technology Early College High School (P-TECH)

P-TECH Students by Racial Group



373 (0.49%)

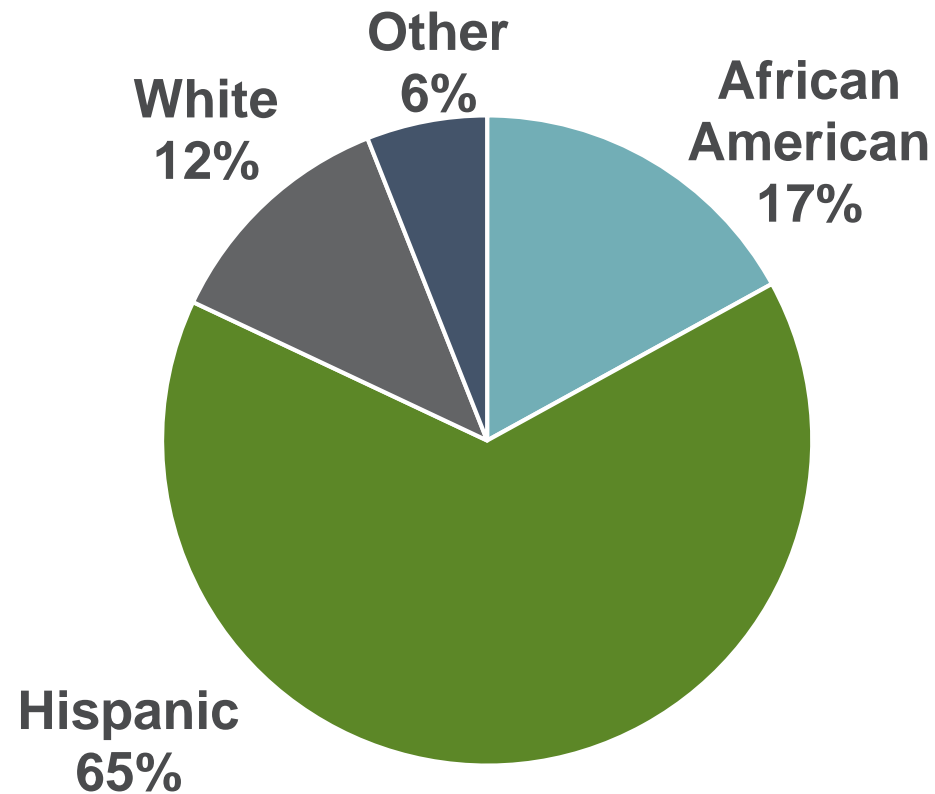
P-TECH Students
Fall PEIMS (2020-2021)

76,858

Total Student Enrollment
Fall PEIMS (2020-2021)

Programs/Schools of Choice (POC)

POC Students by Racial Group



13,248 (17.24%)

POC Students
Fall PEIMS (2020-2021)

76,858

Total Student Enrollment
Fall PEIMS (2020-2021)



Fort Worth
INDEPENDENT SCHOOL DISTRICT
www.fwisd.org



Follow us on
Facebook and Twitter
@FortWorthISD