

2017 Fort Worth ISD Bond Update

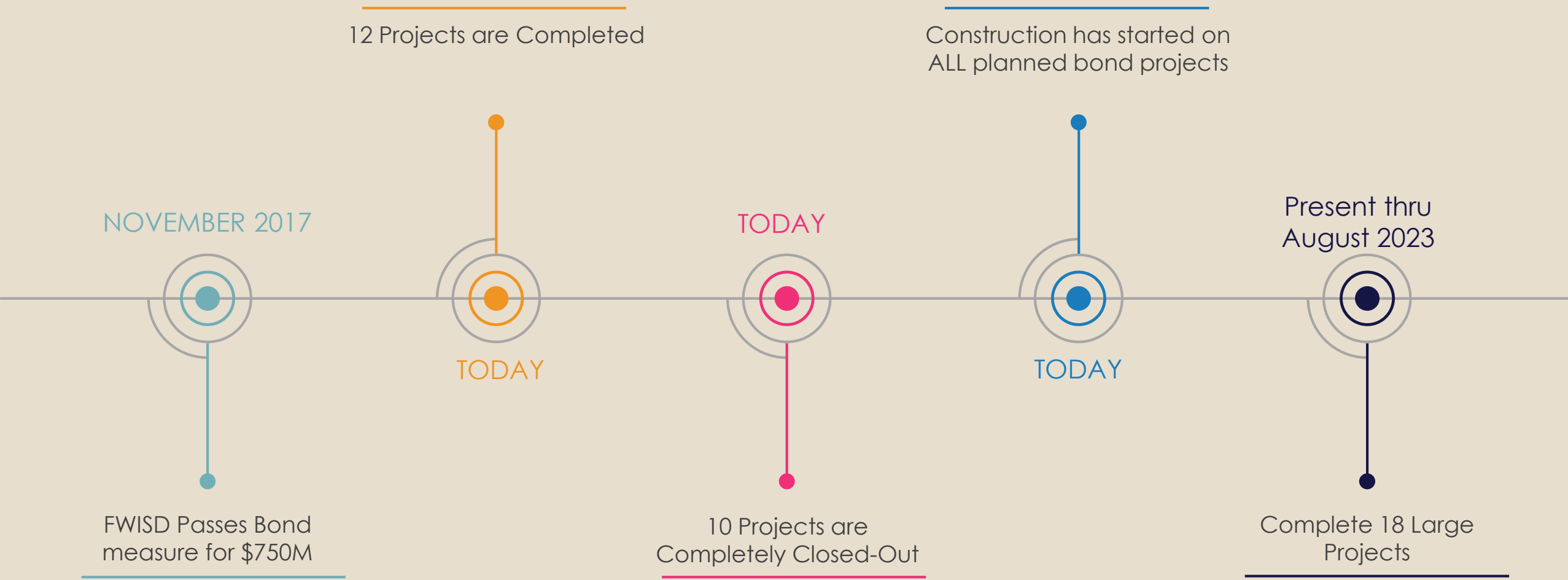
2017 FWISD Capital Improvement Program

October 26th, 2021

AGENDA

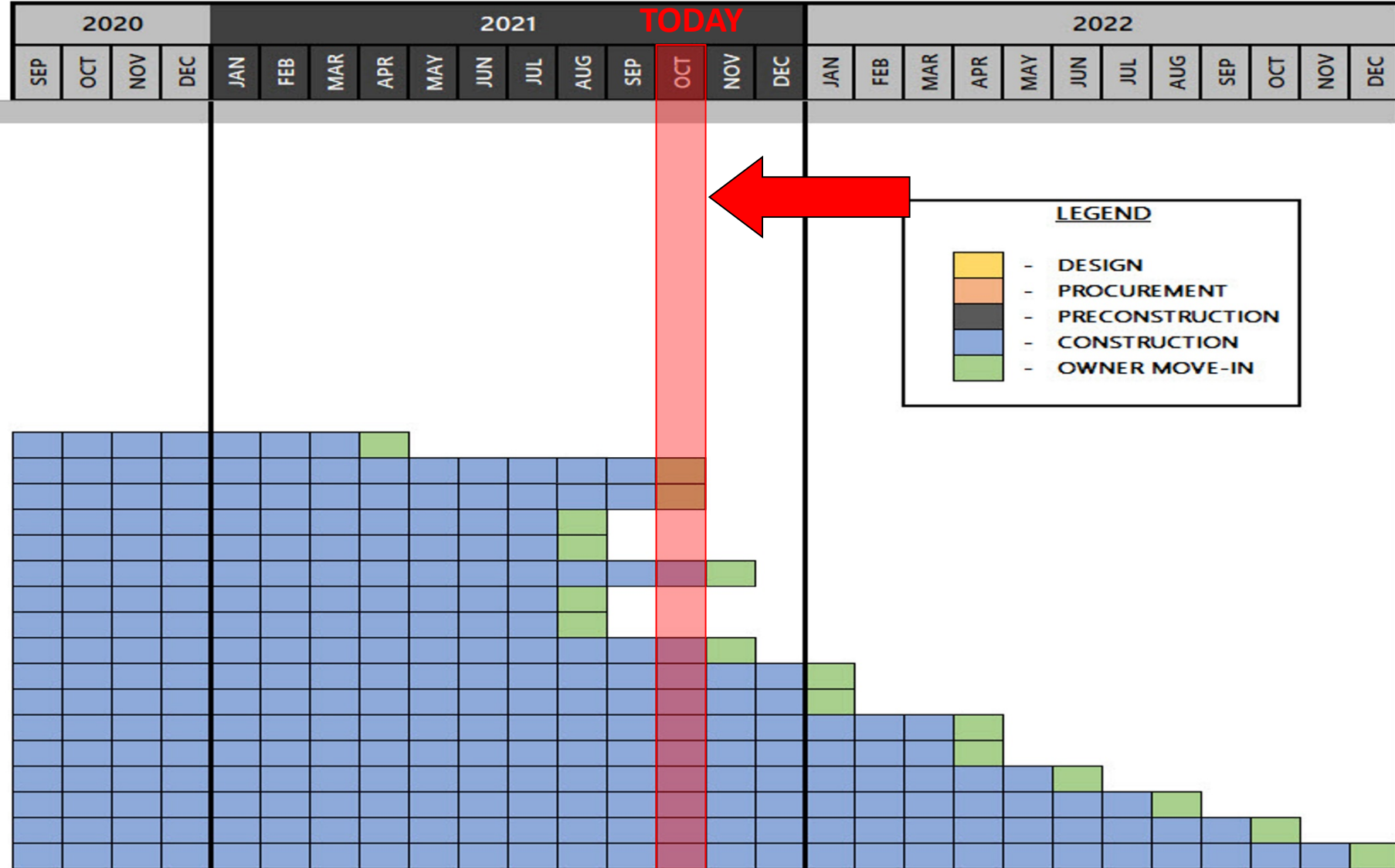
- **2017 Bond Timeline**
- **Scheduling/Phasing**
- **Financial Update**
- **HUB Update**
- **Construction Update**

2017 BOND TIMELINE




CURRENT SCHEDULE/PHASING PLAN

Phasing Plan



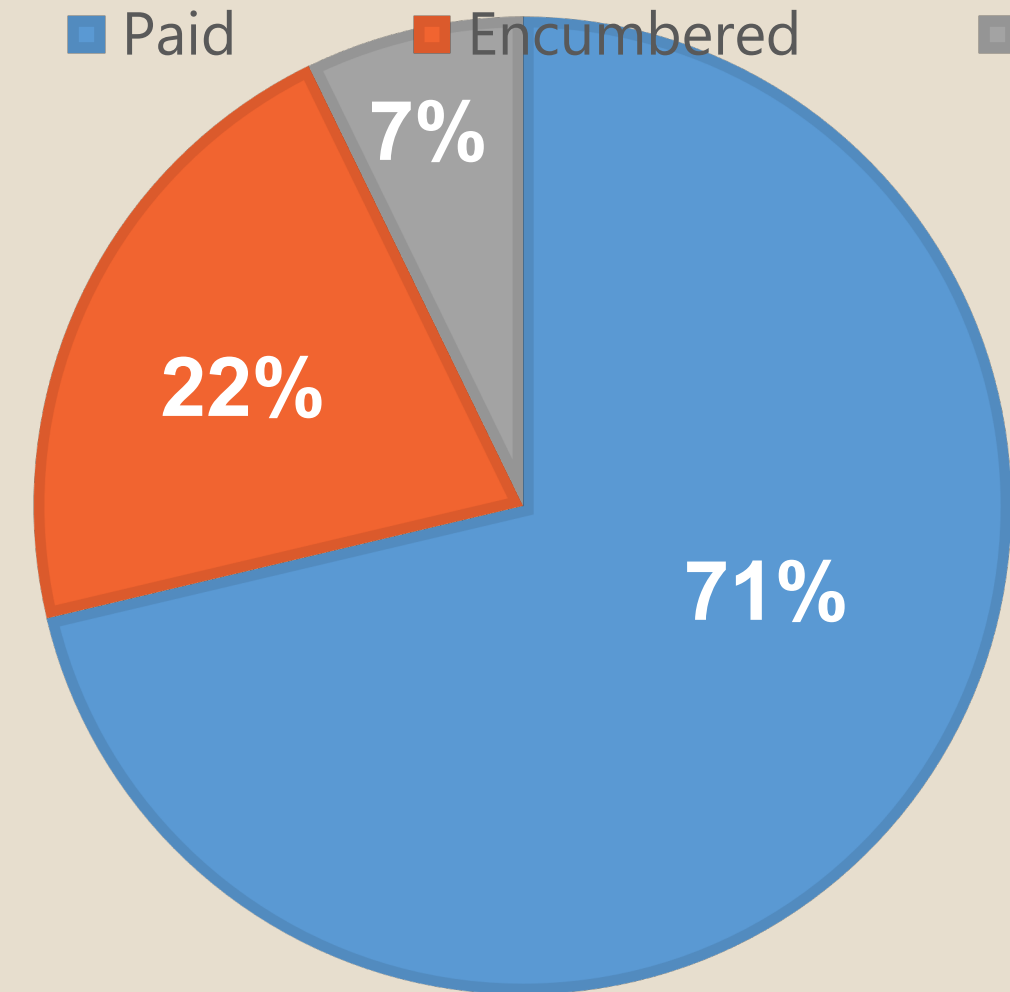
LEGEND

- DESIGN
- PROCUREMENT
- PRECONSTRUCTION
- CONSTRUCTION
- OWNER MOVE-IN



FINANCIAL UPDATE

Job Description	Paid	Encumbered	Available
Amon Carter Riverside	38,088,665	13,912,230	2,507,071
Arlington Heights	40,229,129	12,541,048	2,046,737
South Hills	20,096,439	31,156,054	3,497,048
Diamond Hill Jarvis	26,359,759	3,469,120	1,032,195
Dunbar, Paul Laurence	31,163,187	2,521,807	1,550,741
Eastern Hills	43,511,217	5,061,053	3,968,953
North Side	30,449,454	5,056,193	1,226,459
Polytechnic	33,475,789	15,702,319	3,859,131
Paschal, R.L.	27,168,523	14,705,538	3,035,642
Trimble Technical	24,509,131	14,765,834	5,296,794
Southwest	40,679,230	2,739,477	1,469,668
Western Hills	29,127,080	4,520,021	803,236
Wyatt, O.D.	37,559,345	8,603,960	1,441,445
Benbrook MSHS	28,280,901	707,307	1,425,862
Young Men's Leadership Academy	14,231,276	22,320,885	2,888,736
Tanglewood	4,250,063	1,195,138	782,065
Waverly Park	2,269,556	-	80,679
Overton Park	29,401,453	496,057	1,713,363
Owner's Rep Mobilization	318,530	-	-
Texas Biomedical Sciences	2,294,994	969,097	735,909
World Language Institute	734,443	6,565	258,991
Administration	235,692	44,958	544,348
TOTALS	534,620,979	161,012,953	54,101,066



All numbers are as of
10/05/21

CONSTRUCTION UPDATE

Completed Projects

Dunbar Athletics - Completed
OD Wyatt Athletics - Completed
North Side Athletics – Completed
North Side Mariachi - Completed
Polytechnic Athletics – Completed
Paschal Athletics - Completed
Southwest Athletics – Completed

Western Hills Athletics – Completed
Benbrook MS|HS Athletics -
Completed
Benbrook MS|HS Ball Fields –
Completed
Arlington Heights Athletics –
Completed
Overton Park ES – Completed

Waverly Park ES - Completed

CONSTRUCTION UPDATE

Construction % Complete

Amon Carter-Riverside Add & Reno	82%	Polytechnic Add & Reno	73%
Arlington Heights Add & Reno	79%	South Hills Add & Reno	36%
Benbrook MS HS Add & Reno	99%	South Hills Athletics	5%
Diamond Hill-Jarvis Add & Reno	96%	Southwest Add & Reno	97%
Dunbar Renovation	96%	Tanglewood Renovation	90%
Eastern Hills Add & Reno		Trimble Tech Renovation	
92%		62%	
North Side Add & Reno	89%	Western Hills Add & Reno	
OD Wyatt Add & Reno	82%	89%	
Paschal Renovation		YMLA Add & Reno	36%
61%			

YMLA Add & Reno

Before



YMLA Add & Reno

After



Western Hills Add & Reno Before



Western Hills Add & Reno After



Trimble Tech Renovation Before



Trimble Tech Renovation After



Tanglewood Renovation

Before



Tanglewood Renovation

After



Southwest Add & Reno

Before



Southwest Add & Reno

After



South Hills Add & Reno Before



South Hills Add & Reno

After



Polytechnic Add & Reno

Before



Polytechnic Add & Reno

After



Paschal Renovation Before



Paschal Renovation After



OD Wyatt Add & Reno

Before




OD Wyatt Add & Reno

After



North Side Add & Reno

Before



North Side Add & Reno

After



Eastern Hills Add & Reno Before



Eastern Hills Add & Reno After



Dunbar Renovation Before



Dunbar Renovation

After



Diamond Hill-Jarvis Add & Reno

Before



Diamond Hill-Jarvis Add & Reno

After



Benbrook Add & Reno

Before




Benbrook Add & Reno

After



Arlington Heights Add & Reno Before



Arlington Heights Add & Reno **After**



Amon Carter-Riverside Add & Reno Before



Amon Carter-Riverside Add & Reno **After**



Thank you



Fort Worth
INDEPENDENT SCHOOL DISTRICT