

# ESSER III Funding Update and Safe Return to In-Person Instruction and Continuity of Services Review



Fort Worth ISD Board of Education Meeting  
Tuesday, February 22, 2022

This document has been  
updated to include final  
Stakeholder Survey results.



Follow us on  
Facebook and Twitter  
@FortWorthISD

# ESSER III

## Elementary and Secondary School Emergency Relief (ESSER) III Funds

<https://www.fwisd.org/essser>

---

Emergency funds designated for one-time or short-term spending to address learning recovery and the ongoing impact of the pandemic.

---

\$261,640,223  
Fort Worth ISD Allocation


---

A Safe Return to In-Person Instruction and Continuity of Services Plan, six-month plan review and stakeholder input is required.



# KEY INITIATIVES UPDATE

- Budget Update
- Building Teacher Capacity
- Literacy
- Structured Literacy and Enhanced Math
- Freshman Success and Credit Recovery
- Temporary Virtual Learning Option (TVLO)
- Remote Conferencing
- Saturday Learning Quest (SLQ)
- STEM Mobile Innovations Labs
- Parent Partnerships
- Wraparound Services and High-Dosage Tutoring





# ESSER III BUDGET

		Budget Allocation Changes		Total Expenditures as of January 31
		JUNE	FEBRUARY	EXPENSES
Supported Teachers	Build Teacher Capacity	\$58.6 M	\$71.7 M	\$15.7 M
	Add Instructional Support Staff	\$24.1 M	\$19.6 M	\$4.8 M
Rigorous Instructional Materials	Adopt High-Quality Instructional Materials	\$22.1 M	\$26.5 M	\$11.3 M
Create More Time for Learning	Summer Learning	\$10.9 M	\$10.9 M	\$2.2 M
	Extended Instructional Time	\$7.6 M	\$12.8 M	\$0.7 M
	High-Dosage Tutoring	\$20.0 M	\$18.5 M	
	Acceleration Academies	\$6.5 M	\$5.2 M	\$1.6 M
Empower Parents	Family Engagement	\$12.2 M	\$15.7 M	\$1.3 M
	Provide Wraparound Services	\$23.5 M	\$17.9 M	\$1.9 M
Other Priorities	Virtual/Hybrid/Blended Instruction and Connectivity	\$33.0 M	\$16.8 M	\$2.0 M
	Facilities and Infrastructure	TBD	\$24.5 M	\$0.3 M
		<b>SUB TOTAL</b>	<b>\$240,581,271</b>	<b>\$42.1 M</b>
		<b>INDIRECT COST</b>	<b>\$ 21,058,952</b>	
		<b>TOTAL</b>	<b>\$261,640,223</b>	

# ESSER III 3-YEAR PROJECTIONS


*As of January 31, 2022*

Description	2021-2022 Projected Cost	2022-2023 Projected Cost	2023-2024 Projected Costs	TOTAL
<b>Personnel</b>	\$ 54,336,801.67	\$ 40,405,547.40	\$ 30,981,248.88	\$ 125,723,597.95
<b>Contracted Services</b>	\$ 26,945,390.00	\$ 22,345,390.00	\$ 22,345,390.00	\$ 71,636,170.00
<b>Supplies and Materials</b>	\$ 24,728,284.00	\$ 13,612,804.00	\$ 3,710,415.05	\$ 42,051,503.05
<b>Travel/Misc. Operating Costs</b>	\$ 285,000.00	\$ 285,000.00	\$ 275,000.00	\$ 845,000.00
<b>Capital Outlay</b>	\$ 275,000.00	\$ 25,000.00	\$ 25,000.00	\$ 325,000.00
<b>Total</b>	\$ 106,570,475.67	\$ 76,673,741.40	\$ 57,337,053.93	\$ 240,581,271.00
<b>Percentage</b>	<b>41%</b>	<b>29%</b>	<b>22%</b>	

**Indirect Costs** \$ 21,058,952.00

**Total** \$ 261,640,223.00

# BUILDING TEACHER CAPACITY



## Professional Learning Survey Fall 2021

Total Survey Responses: 2,667

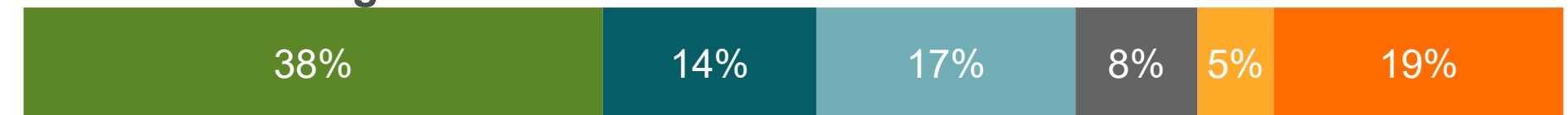
Principals: 106 and Assistant Principals: 105

Teachers: 2, 457

How often you participate in any of the following professional learning opportunities via your school's professional learning community?

■ Weekly ■ Bi-Weekly ■ Monthly ■ Quarterly ■ Annually ■ Never

### Lesson Planning and Practice



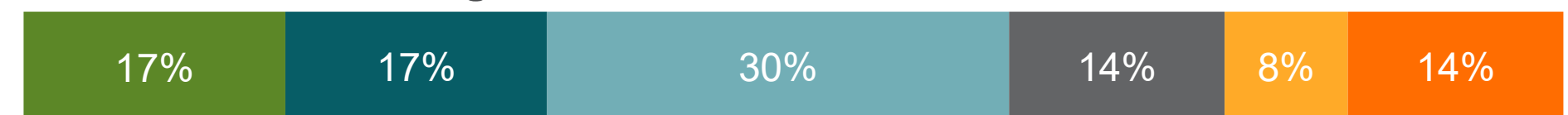
### Studying Student Work



### Understanding Student Data



### Professional Learning





# BUILDING TEACHER CAPACITY

## Professional Learning Survey Fall 2021

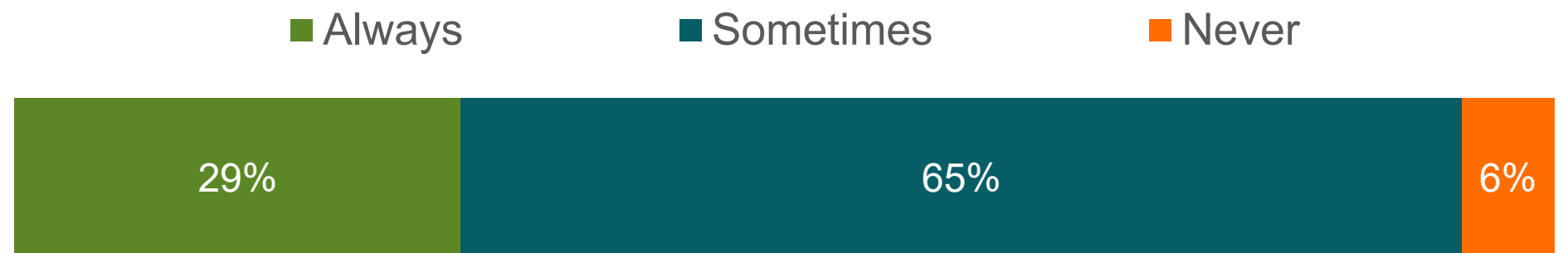
Total Survey Responses: 2,667

Principals: 106

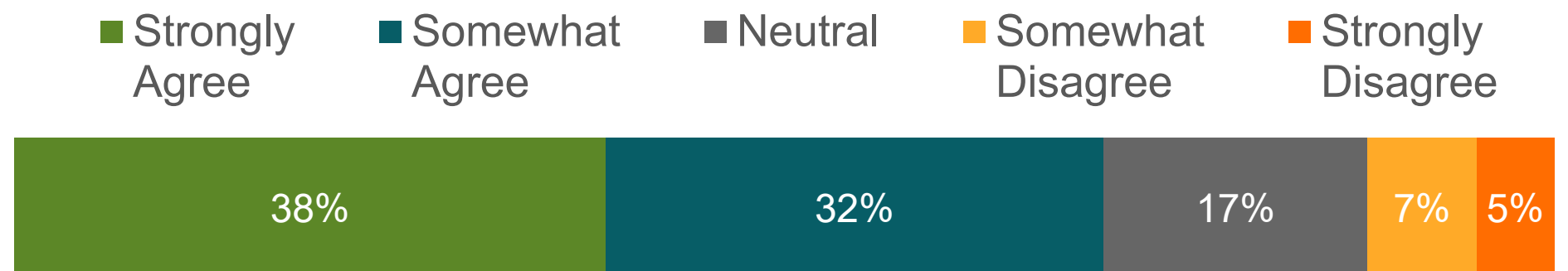
Assistant Principals: 105

Teachers: 2,457


Following a professional learning opportunity, I am provided with support/resources to implement the newly learned knowledge. (2,656 responses)



My school's Professional Learning Community (PLC) promotes a school culture of collaboration and collective responsibility for student learning. (2,583 responses)



# LITERACY



- Reading Academy 2021-2022

<b>Total Participants Enrolled</b>	<b>832</b>
English Pathway	638
Bilingual Pathway	194
Elementary Campuses with Participants Enrolled	77

Principals	45
Assistant Principals	41
Campus Coaches	20
Teachers	726


- \$1.5 M** spent this year supporting school and classroom libraries with an additional \$1.1 M allocated for this year



# STRUCTURED LITERACY AND ENHANCED MATH

—  
Middle School +35 FTEs

- Grade 6 and 7 double-blocked with core Literacy or Math course
- Target students who are in the 15th to 25th percentile on NWEA MAP Growth
- 643 Grade 6 and 673 Grade 7 Students Enrolled in Structured Literacy
- 736 Grade 6 and 752 Grade 7 Students Enrolled in Enhanced Math





# FRESHMAN SUCCESS



The percentage of first time Freshman who failed at least 1 core course by the end of 1st Semester is 10% lower this year than last year.







# SATURDAY LEARNING QUEST (SLQ)

- A total of 14 additional instructional days (Saturdays) for the 2021-2022 school year.
- Targeted support for grade 1-3 students in the lowest quartile for Math and Literacy performance.
- **3,032** Students Registered, **24** Campus Sites



# Saturday LEARNING QUEST

FORT WORTH ISD



ATTENDANCE	
9/11/21	1,400
9/25/21	1,492
10/16/21	1,271
10/30/21	1,238
11/13/21	1,346
12/4/21	1,160
1/8/22	889
1/22/22	854

## SLQ Teacher Feedback

“Kids get small group attention.”

“I've had feedback from students saying the material we covered during SLQ has helped them in class and on their benchmark test.

I appreciate that we have the materials provided for our lessons.”

“Students are excited to attend. The lessons are fun and engaging.”

“I think the daily schedule is going well. The students love the specials and Stem's throughout the day.”



# HIGH-DOSAGE TUTORING

Provide targeted individualized tutoring for Elementary and Middle School students outside the school day using contracted services.

- Services will be provided at 107 schools
- HS will receive tutoring funding for EOC retesters
- Allow Teachers to Focus on Tier 1 Instruction

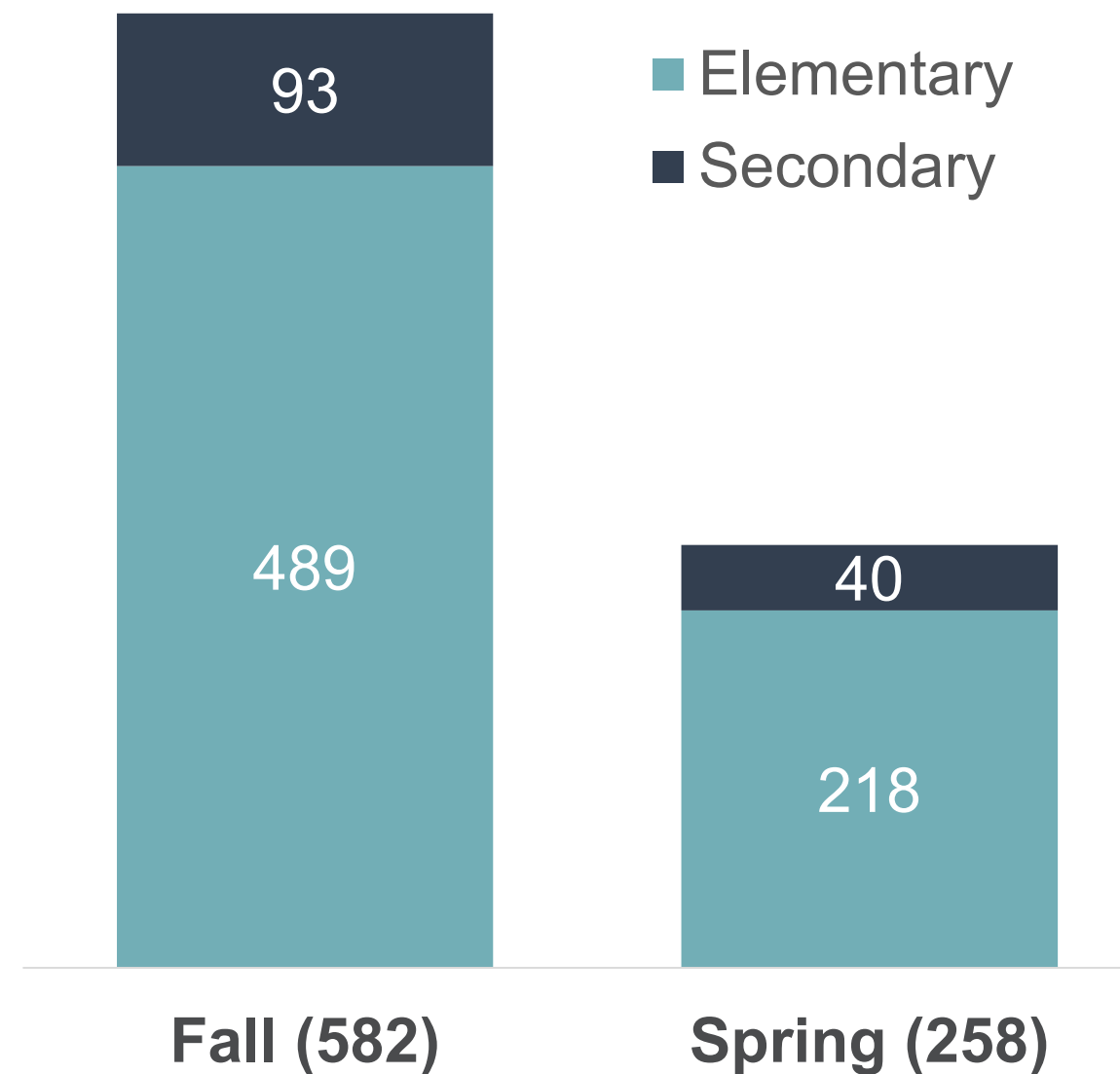
## Implementation Status Update

- Request For Proposal (RFP) Evaluation Complete
- **13** Vendors Identified
- Vendor Fair  
Thursday, Feb 24

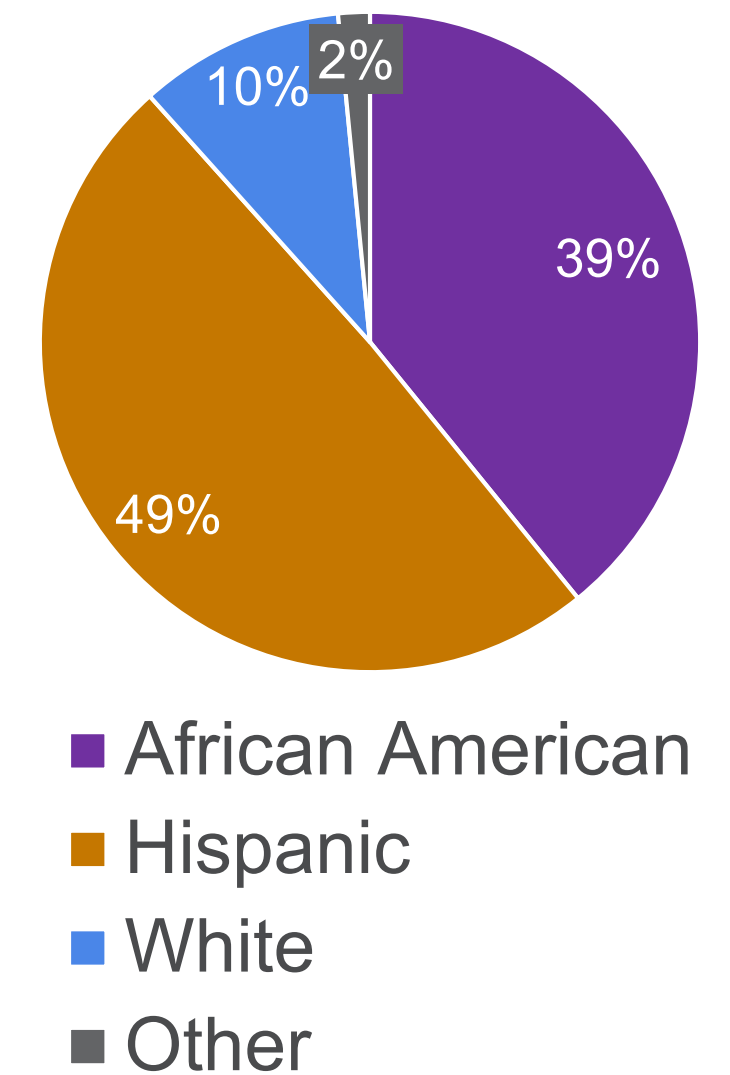
# TEMPORARY VIRTUAL LEARNING OPTION (TVLO)

- Extended TVLO for the Spring semester
- Added option for families to return to their Choice Program when TVLO ends

## TVLO ENROLLMENT



## TVLO SPRING ENROLLMENT BREAKDOWN






# REMOTE CONFERENCING UPDATE

---

- Learning option for students in quarantine
- Available to students in grades K-8  
K-5: 2 hours Synchronous and 2 hours Asynchronous  
6-8: 4 hours Synchronous
- Training for campuses  
Training will be complete by February 25th
- Launch March 7th





# STEM MOBILE INNOVATION LABS

- The goal of the CTE Science, Technology, Engineering and Mathematics (STEM) mobile innovation labs is to increase student interest in STEM-related career pathways.
- The labs provide equitable access to STEM for at K-8 campuses throughout the district.
- Currently there are two trailers and we plan to launch two more later this year.
- **34** campuses visited (as of February 2022)
- **14,788** students engaged





# CREDIT RECOVERY TEAMS

## Number of Students with Quarantine Related Absences Restored

Elementary	2,540
Secondary	4,974
<b>Total</b>	<b>7,514</b>

- Hired District Attendance Coordinator (October 2021)
- Standardized attendance committees and attendance procedures district-wide
- Standardized attendance and credit recovery procedures for students not meeting attendance due to quarantines
- Standardized web-based learning and credit recovery procedures

## Credit Recovery Courses (Grades and Attendance)

Semester	Students Failing at Least 1 Course Grades 9-12	Students Enrolled in Web-Based Learning	Number Courses Taken by Students in Web-Based Learning	Number of Courses Completed
Fall 2021	8,566	3,224	8,252	1,051
Spring 2022 (as of February)	6,353	4,129	11,244	527



# PARENT PARTNERSHIPS

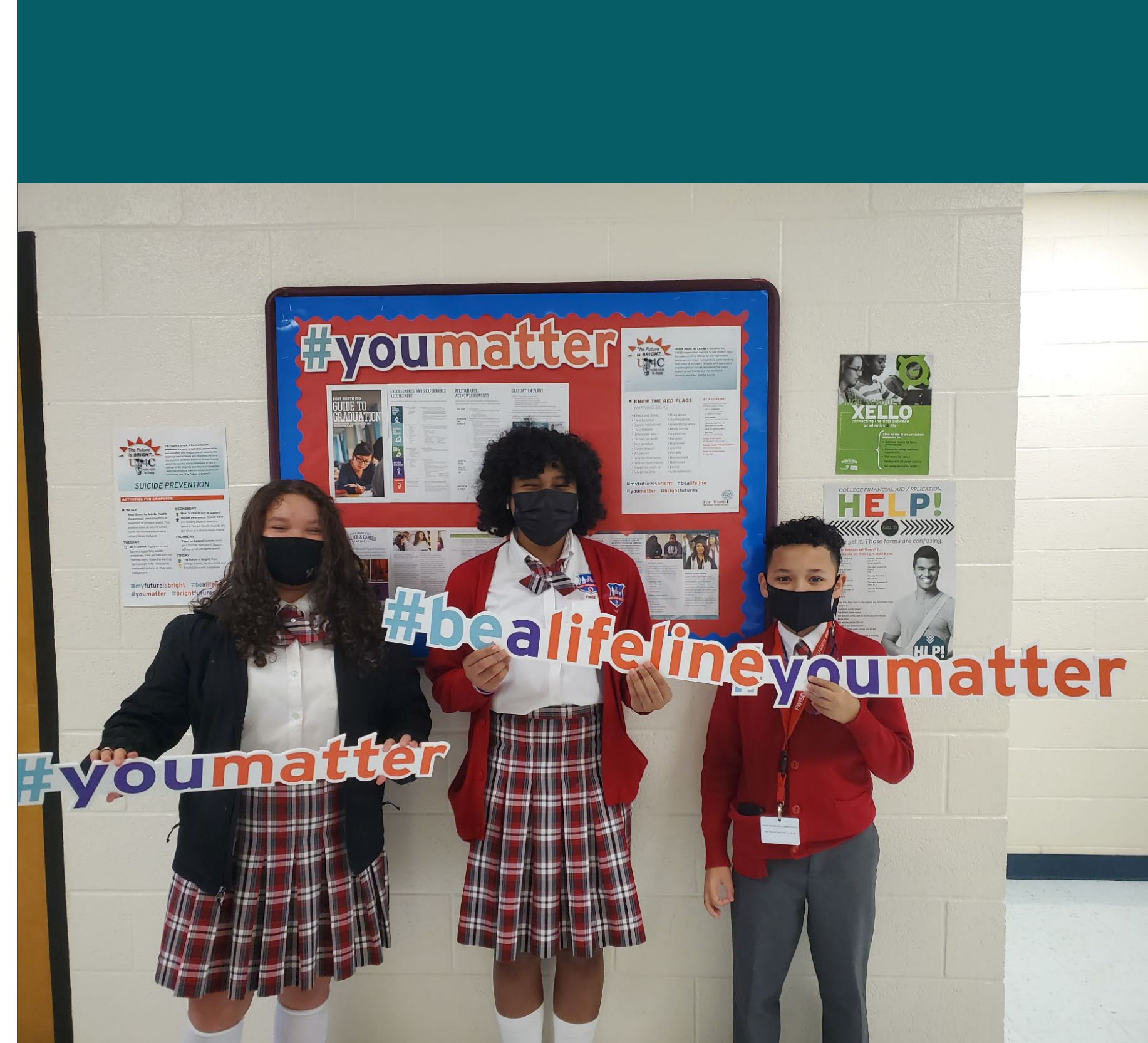
- ESSER funds were used to hire more than 98 Family Engagement Specialist to support all elementary and middle schools.
- Family Engagement Specialists make daily attendance and warm calls to our families to strengthen relationships and reduce absenteeism.
- To date, over **62,000** calls to our families have been logged with the goal of embracing our families and bring awareness of the importance of attendance in a non-punitive format.



# WRAPAROUND SERVICES

Contracted Services for Social Emotional Support for Students and Families

- Request for Proposal (RFP) Process Yielded 3 Approved Vendors (CIS, Girls Inc., MHMR)
- Target 56 Campuses
- 47 Campuses Implementing 2021-2022:
  - 17/37 MHMR Staff Onboarding
  - 6/6 Communities In Schools (CIS)
  - 0/4 Girls Inc. (Candidate Screening In Progress)
- 9 Campuses Implementing Fall 2022
  - 0/9 Communities In Schools (Hiring Summer 2022)





# SAFE RETURN TO IN-PERSON INSTRUCTION

- The District was required to create a Safe Return to In-person Instruction and Continuity of Services Plan.
- This plan must be reviewed and revised as needed every six months with input from District stakeholders.
- Stakeholders were invited to provide feedback using an online survey.



## Back to School and Continuity of Services Plan

*\*This plan is subject to change. Fort Worth ISD will vigilantly monitor conditions and COVID-19 cases within the community, incorporating updates as needed.*

# COMMUNITY INPUT NEEDED

The Fort Worth ISD seeks to hear from stakeholders on the [Safe Return to Learning and Continuity of Services Plan](#), designed to provide structure and resources for the FWISD community following the COVID-19 District closure and the subsequent return to 100% in-person instruction.

The brief [survey](#) is now open to District stakeholders and available through **Monday, Feb. 28**. Survey responses are anonymous, and [questions are available for review prior to taking the survey](#).

Stakeholders can also provide feedback about the plan by visiting the [FWISD Let's Talk](#) online platform.

This document has been updated to include final Stakeholder Survey results.

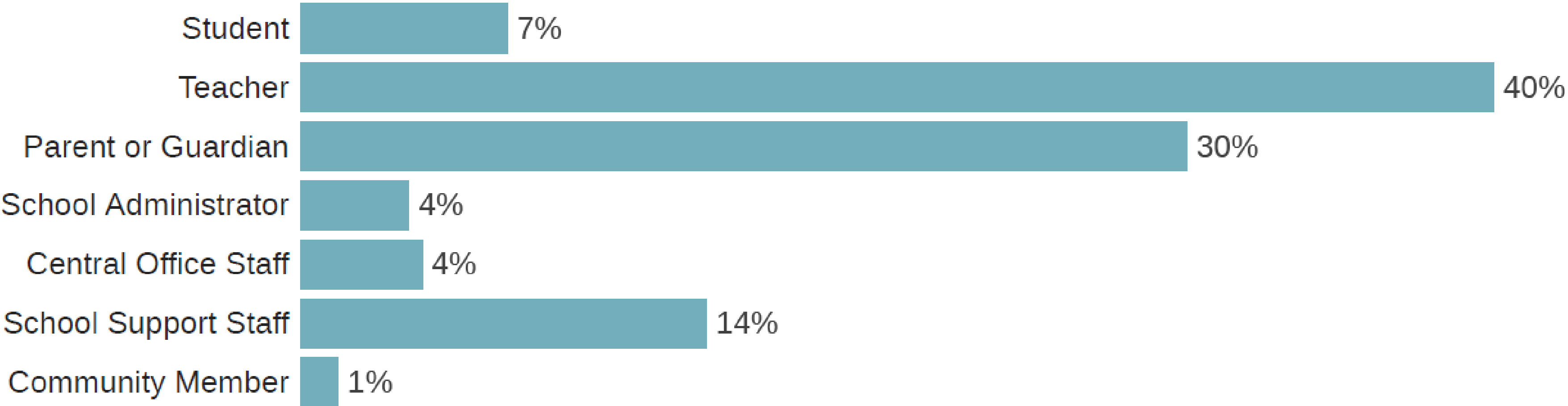




# STAKEHOLDER SURVEY RESULTS

 *Final Results*

**Stakeholder Category**  
(2,217 responses)



# STAKEHOLDER SURVEY RESULTS

—  
*Final Results*

Prior to this survey, did you know how to find the Rediscover Fort Worth ISD:  
Back to School and Continuity of Services Plan on the FWISD Webpage?  
(2,201 responses)





# STAKEHOLDER SURVEY RESULTS

 *Final Results*

Prior to receiving this survey, were you familiar with the Rediscover Fort Worth ISD: Back to School and Continuity of Services Plan?  
(2,205 responses)

Yes, I was familiar with the plan



43%

No, I was not familiar with the plan



57%

# STAKEHOLDER SURVEY RESULTS

  
*Final Results*

On a scale of 1 to 5, with “1” being the lowest and “5” the highest, how would you rate the **helpfulness** of the current version of the Safe Return to Learning Plan 2021-2022. (2,177 responses)

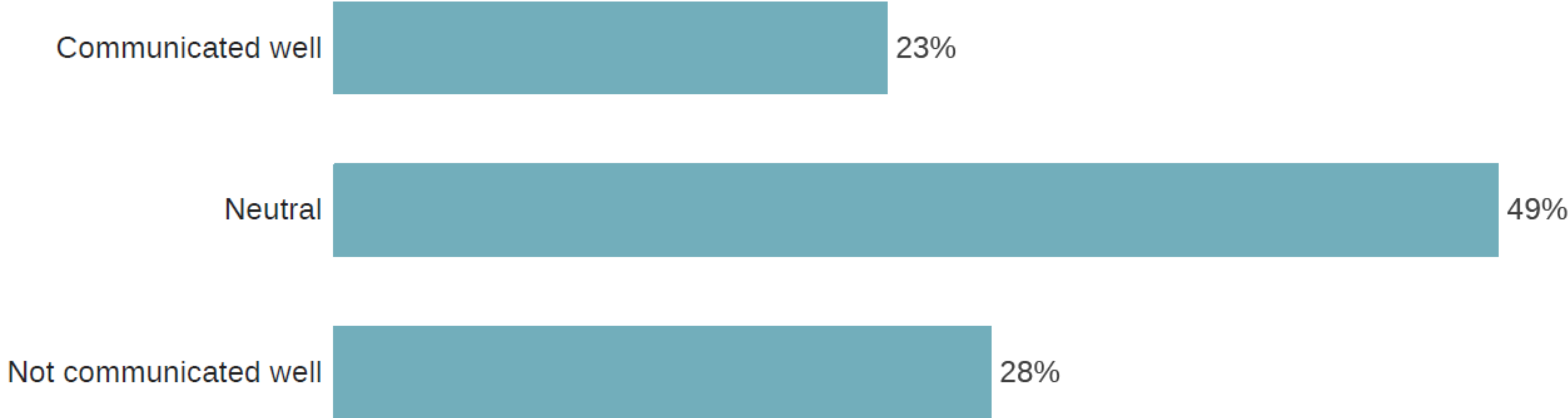




# STAKEHOLDER SURVEY RESULTS

*Final Results*

How well is the Rediscover Fort Worth ISD: Back to School and Continuity of Services Plan communicated with stakeholders? (2,198 responses)



# STAKEHOLDER SURVEY RESULTS

*Final Results*

## HEALTH AND SAFETY

How satisfied are you with the stated practices for the following:  
(2,213 responses)

Practices	Extremely Satisfied	Satisfied	Neither Satisfied nor Not Satisfied	Not Satisfied	Extremely Not Satisfied
Physical Environment	11%	44%	21%	18%	7%
Air Quality	10%	40%	24%	19%	8%
Campus Visitors	15%	46%	24%	10%	5%
COVID-19 Vaccines	15%	40%	29%	10%	6%
Mask & Behavioral Hygiene	13%	37%	21%	17%	12%
Screening & Temperature Checks	12%	33%	29%	16%	10%
Sick Individuals	10%	34%	22%	21%	13%
Quarantine & Environmental Response	11%	34%	20%	20%	15%
COVID-19 Protocols for Athletics and Student Performances	10%	31%	42%	10%	7%
Student Guidance Regarding Safety Protocols	11%	38%	28%	15%	9%
Staff Guidance Regarding Safety Protocols	12%	37%	24%	16%	10%



# STAKEHOLDER SURVEY RESULTS

—  
*Final Results*  
**ACADEMIC NEEDS**

How satisfied are you with the stated practices for the following:  
(2,202 responses)

Practices	Extremely Satisfied	Satisfied	Neither Satisfied nor Not Satisfied	Not Satisfied	Extremely Not Satisfied
Academic Needs Identification & Monitoring	10%	39%	25%	19%	6%
Targeted Additional Instructional Time	9%	37%	28%	18%	8%
Academic Support for Teachers	10%	32%	26%	20%	12%
Enhanced Instructional Resources	8%	34%	29%	19%	10%
Enrichment, Growth, & Recovery Opportunities	9%	34%	30%	18%	9%

# STAKEHOLDER SURVEY RESULTS

*Final Results*

## SOCIAL EMOTIONAL SUPPORT

How satisfied are you with the stated practices for the following:  
(2,210 responses)

Practices	Extremely Satisfied	Satisfied	Neither Satisfied nor Not Satisfied	Not Satisfied	Extremely Not Satisfied
Student & Staff Needs	9%	35%	23%	22%	11%
Counseling Support	11%	39%	25%	16%	9%
Responsive Services	10%	37%	30%	15%	8%



# STAKEHOLDER SURVEY RESULTS

  
*Final Results*

## RESPONSIVE MEAL SERVICE

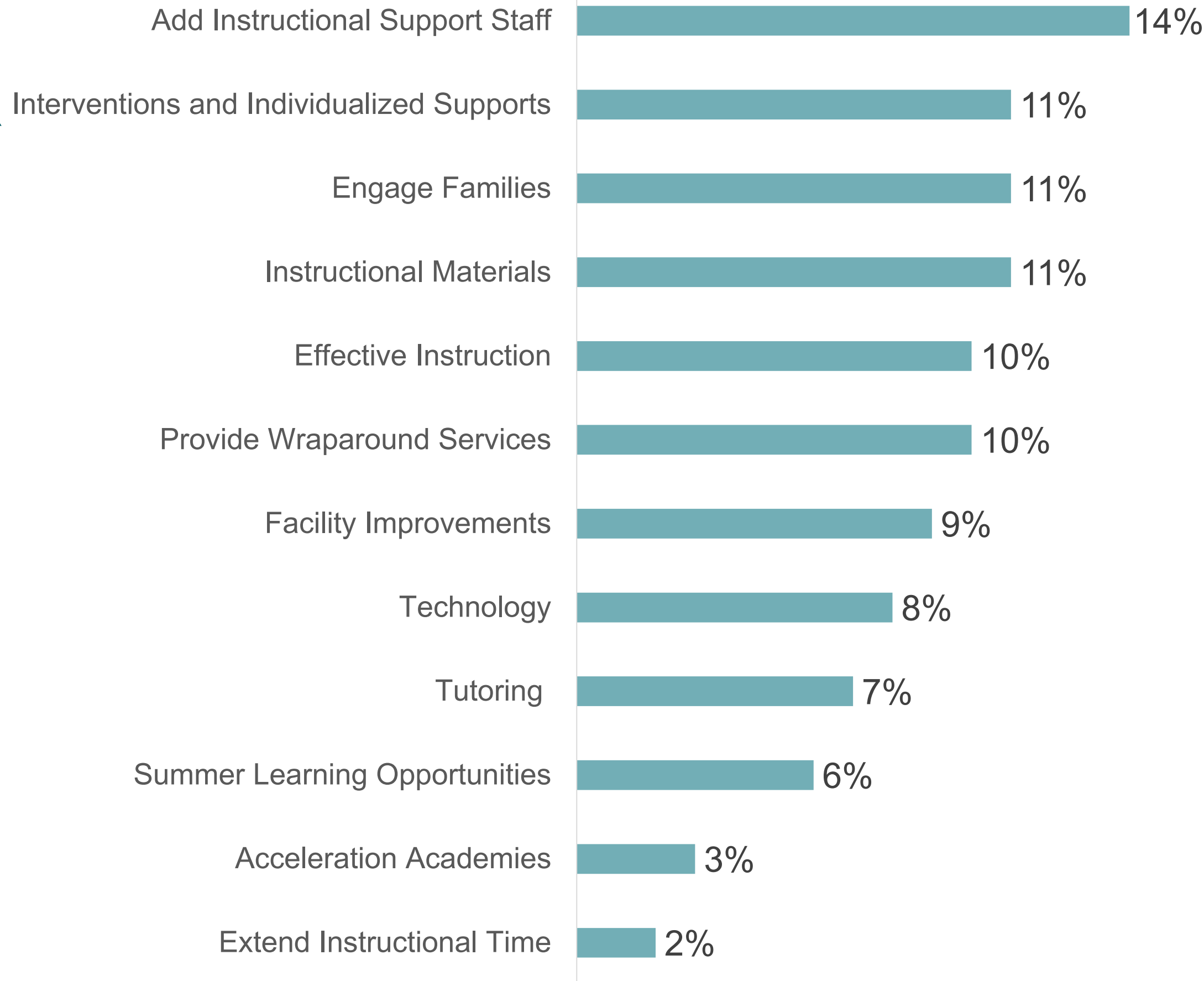
How satisfied are you with the stated practices for the following:  
(2,209 responses)

Practices	Extremely Satisfied	Satisfied	Neither Satisfied nor Not Satisfied	Not Satisfied	Extremely Not Satisfied
Breakfast Service & Breakfast in the Classroom	17%	39%	28%	10%	6%
After School Snacks & Evening Meal Services	14%	35%	39%	7%	5%

# STAKEHOLDER SURVEY RESULTS

## Final Results

What do you believe are the highest priority needs for Fort Worth ISD to address learning recovery and the impact of COVID-19?  
(2,062 Responses)



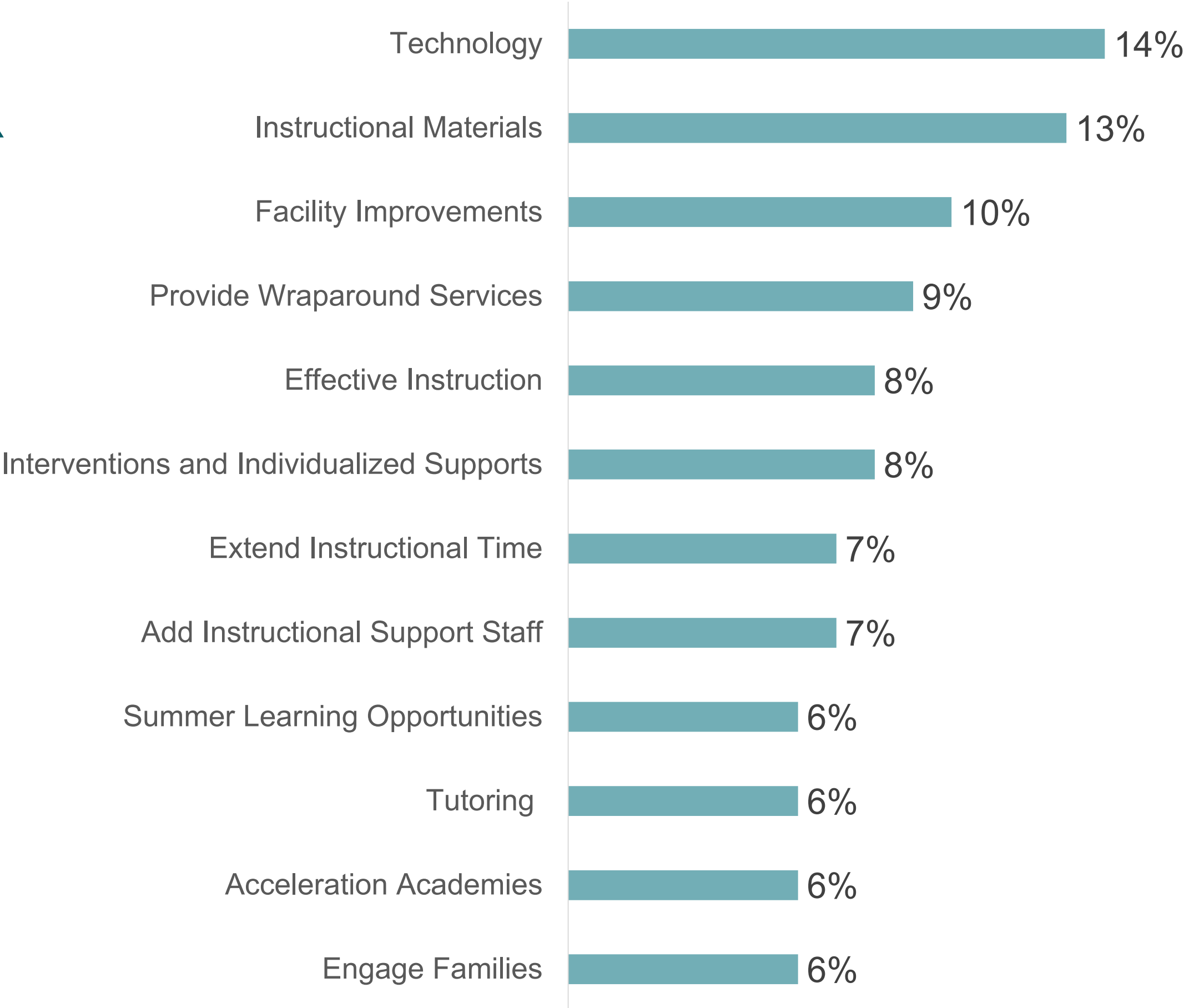


# STAKEHOLDER SURVEY RESULTS

*Final Results*

## STUDENT RESPONSES

What do you feel are the most important things your school can do help students be successful?  
(155 Responses)





Follow us on  
Facebook and Twitter  
@FortWorthISD