



Accountability Update:

District & Campus Outcomes

Board of Education Meeting
Tuesday, August 23, 2022



Fort Worth
INDEPENDENT SCHOOL DISTRICT

Accountability 2022

Districts & Campuses received A-C ratings

SB 1365



A B C or NR

Overall Rating

A-C or
NR

Better of Achievement or Progress
70%

30%



Student
Achievement



School
Progress

Part A & Part B



Closing
The Gaps

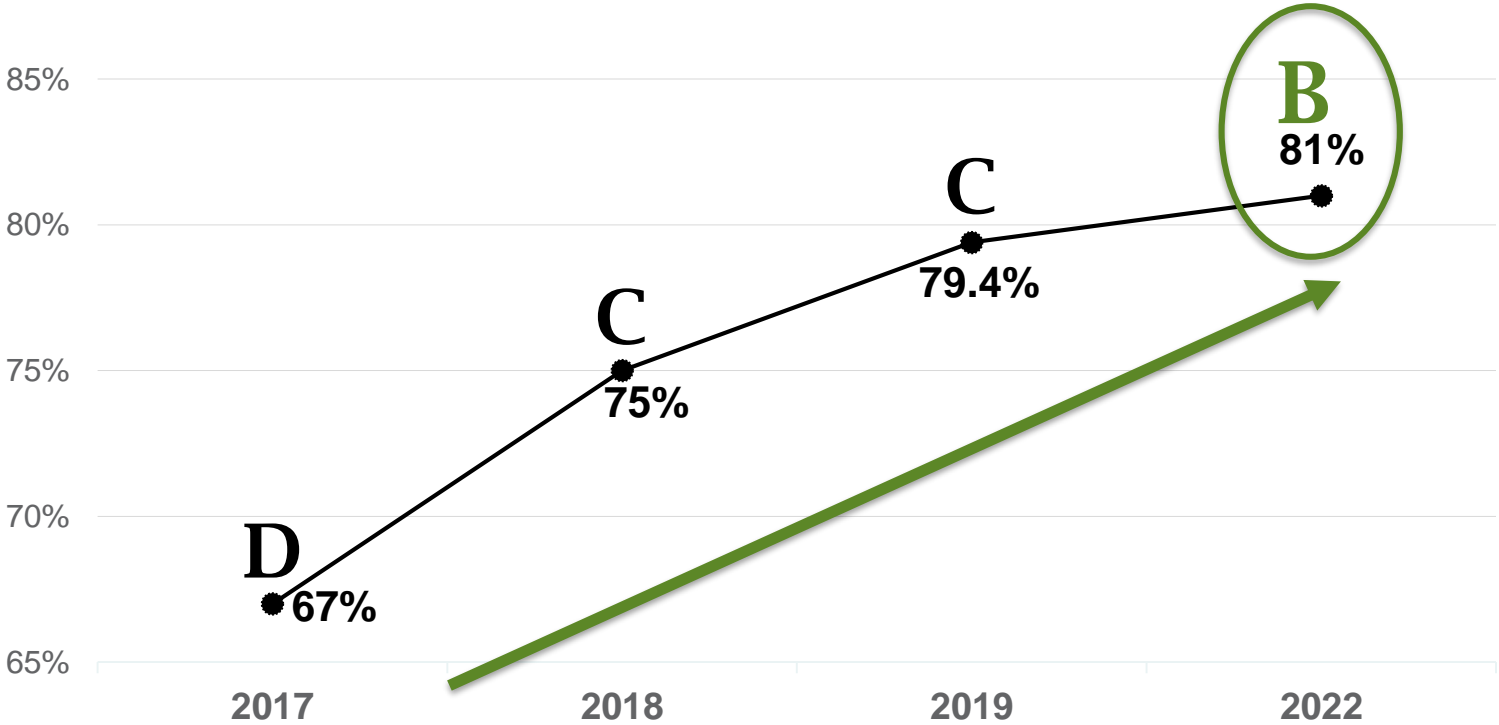


2022 District Rating



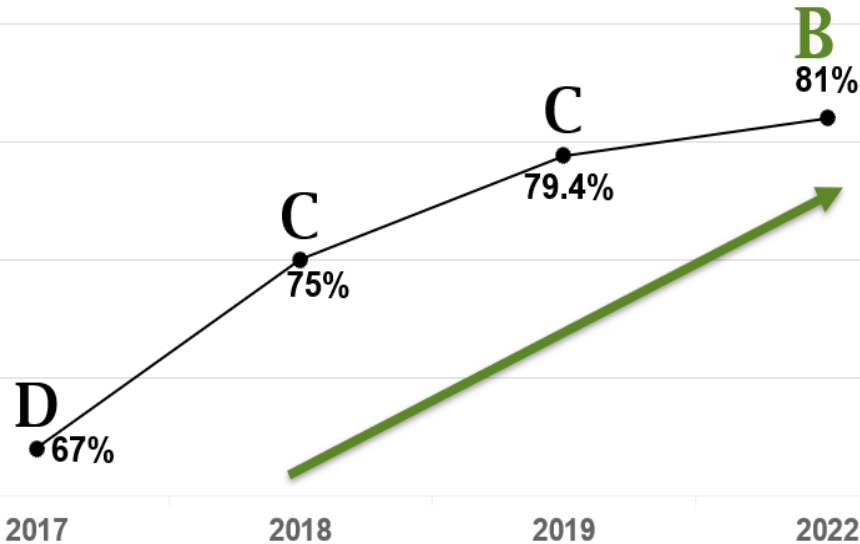
Fort Worth
INDEPENDENT SCHOOL DISTRICT

Fort Worth ISD Attains a B Rating



2017 “what if” calculated using current rules; 2020 & 2021 no ratings - global pandemic

Fort Worth ISD Overall Accountability Rating



14 point gain over 5 years
despite two years of global
pandemic

Better of Achievement or Progress 70%



Student
Achievement

73



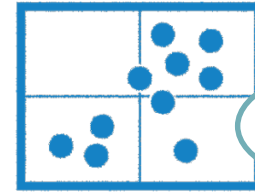
School
Progress

Part A: Academic Growth



79

Part B: Relative Performance



84

2022: FWISD Overall Rating

Better of Achievement or Progress
70%

30%

81 B



Student
Achievement



School
Progress

Part B



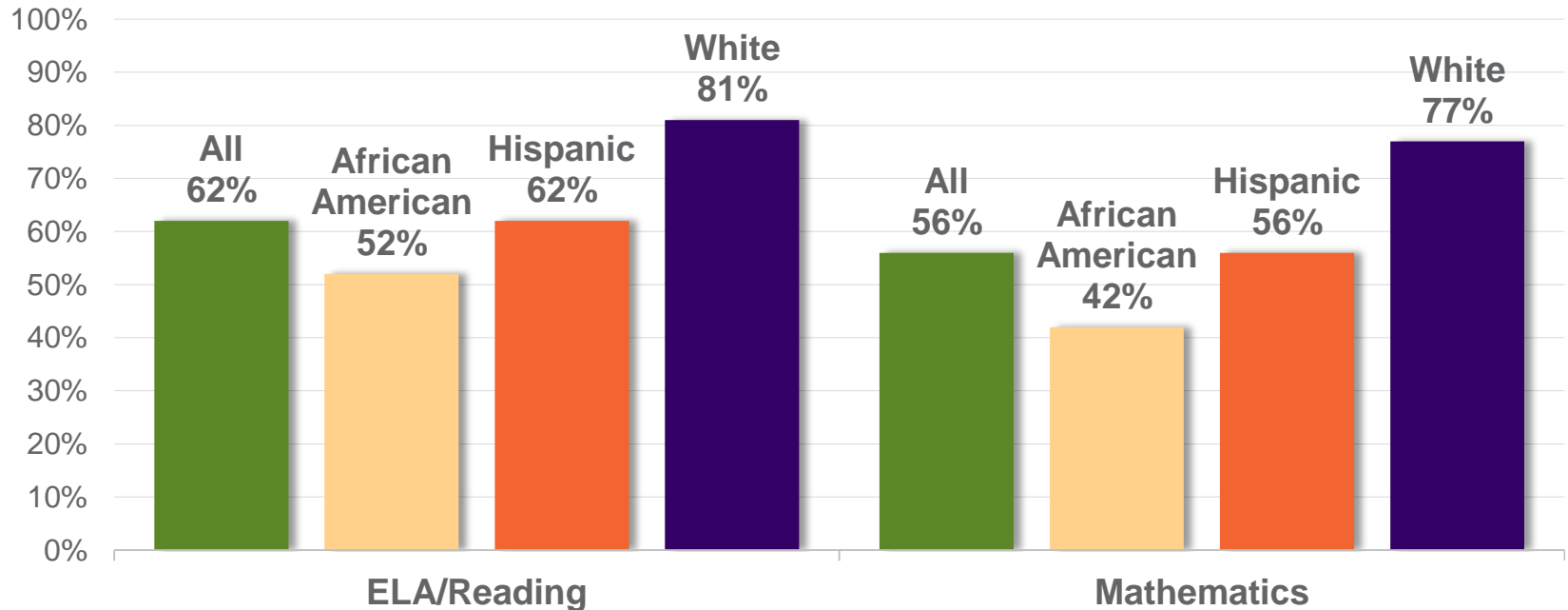
Closing
The Gaps

84

73

STAAR Performance by Racial Category

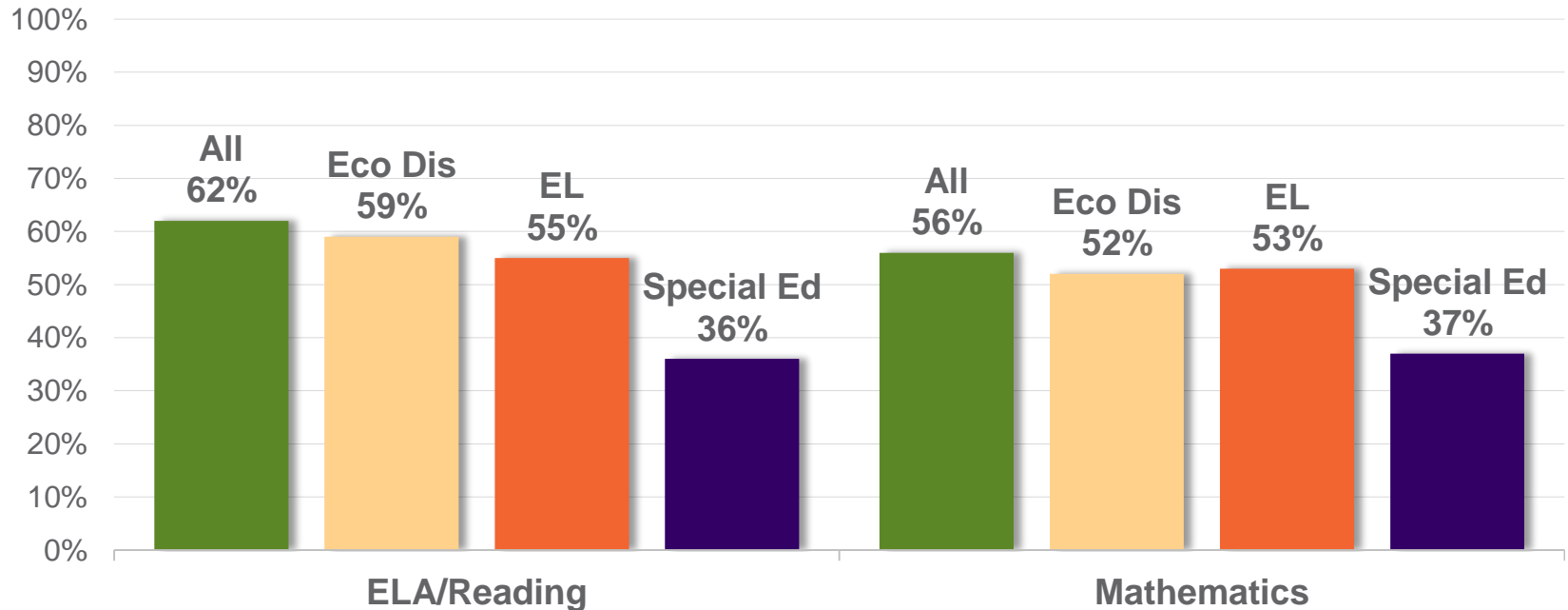
Percent Passing at *Approaches Grade Level* or Above



Source: TXschools.gov

STAAR Performance by Student Groups

Percent Passing at *Approaches Grade Level* or Above



Source: TXschools.gov



2022 Campus Ratings



Fort Worth
INDEPENDENT SCHOOL DISTRICT

Campus Ratings

Increase in
number of
campuses
rated
A, B, or C



FWISD Campus Ratings			
	2019	2022	Change
A	11	19	+8 campuses
B	30	56	+26 campuses
C	51	29	-22 campuses
NR	38	23	-15 campuses

Campus Ratings by School Type

HIGH SCHOOLS		
	2019	2022
A	6	5
B	2	5
C	10	7
NR	2	3

MIDDLE SCHOOLS		
	2019	2022
A	0	0
B	4	7
C	8	4
NR	12	11

ELEMENTARY SCHOOLS		
	2019	2022
A	5	13
B	23	42
C	31	18
NR	23	8

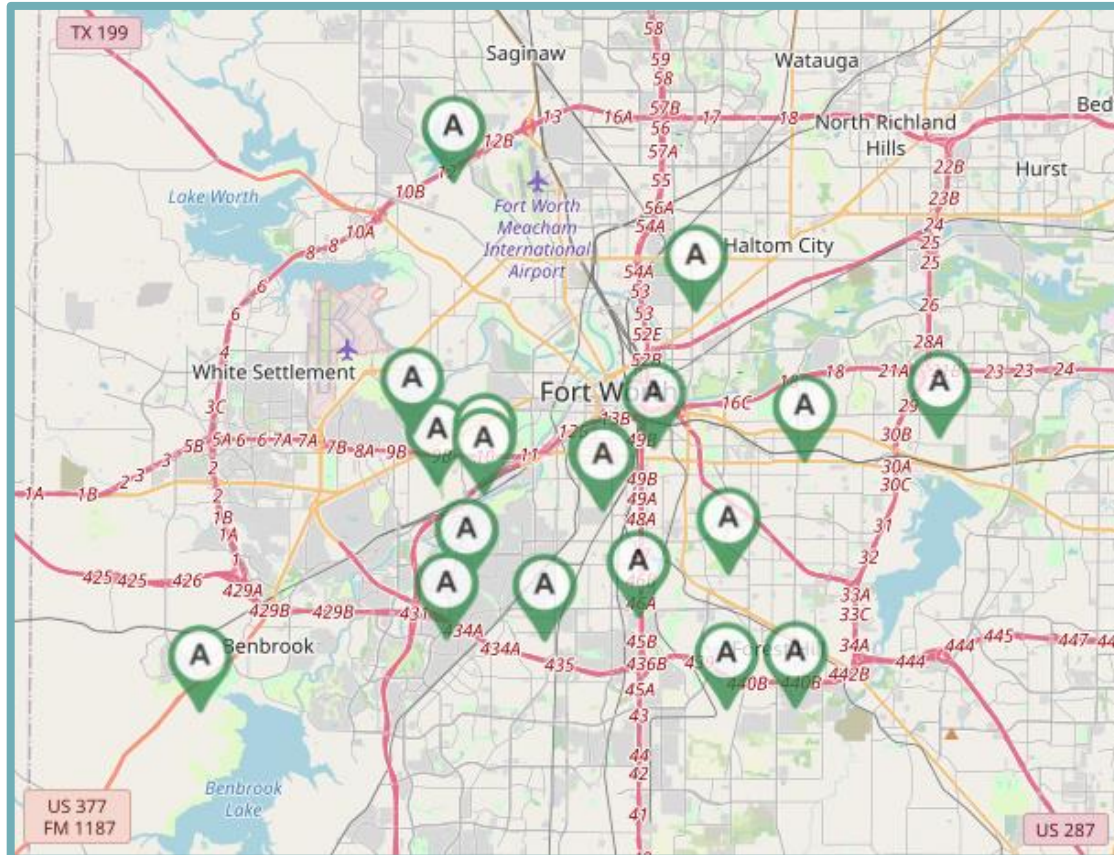
OTHER SCHOOLS		
	2019	2022
A	0	1
B	1	2
C	2	0
NR	1	1

FWISD Rating Counts by Region

Rating	Region 1	Region 2	Region 3	Region 4	Innovation	Academies
A	3	1	6	2	6	1
B	7	11	12	13	8	4
C	6	6	9	8	-	-
Not Rated	9	6	1	3	2	2

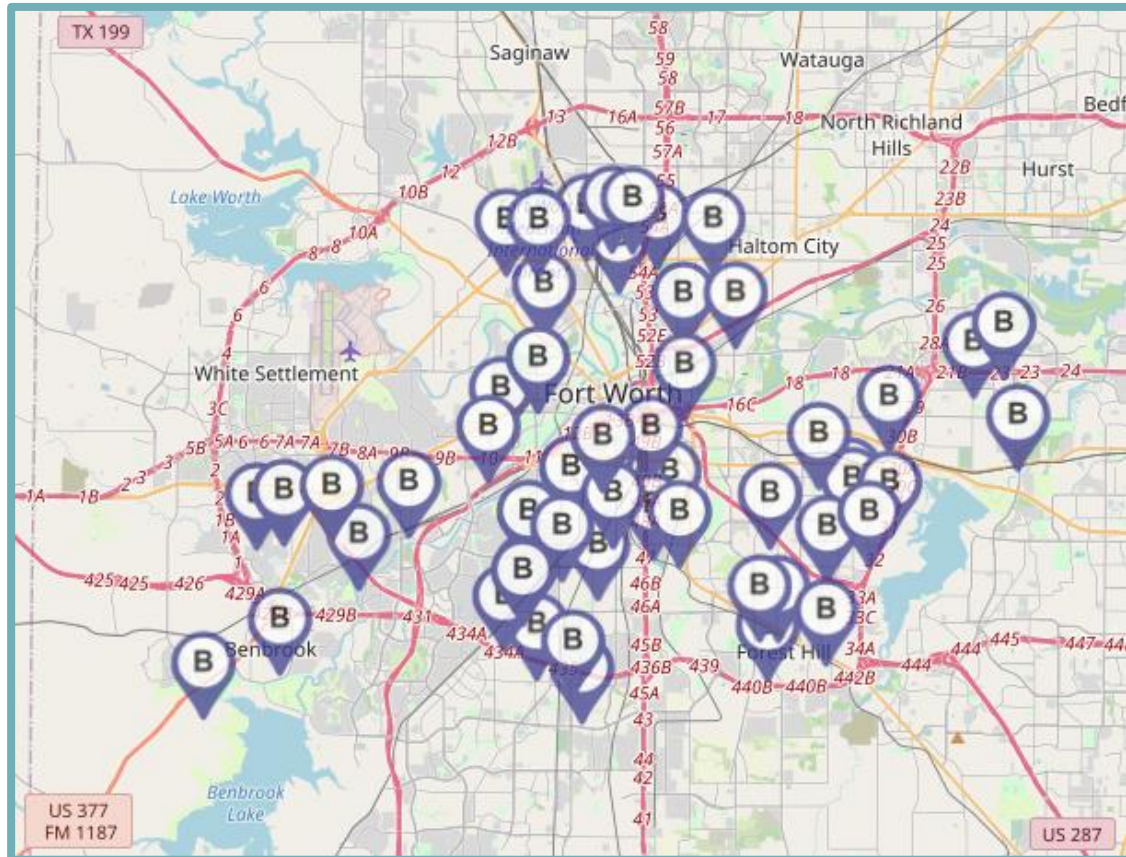
Innovation includes Innovation and Specialized Services Schools; Academies include Leadership Academy Network and Phalen Academy

FWISD - A Schools



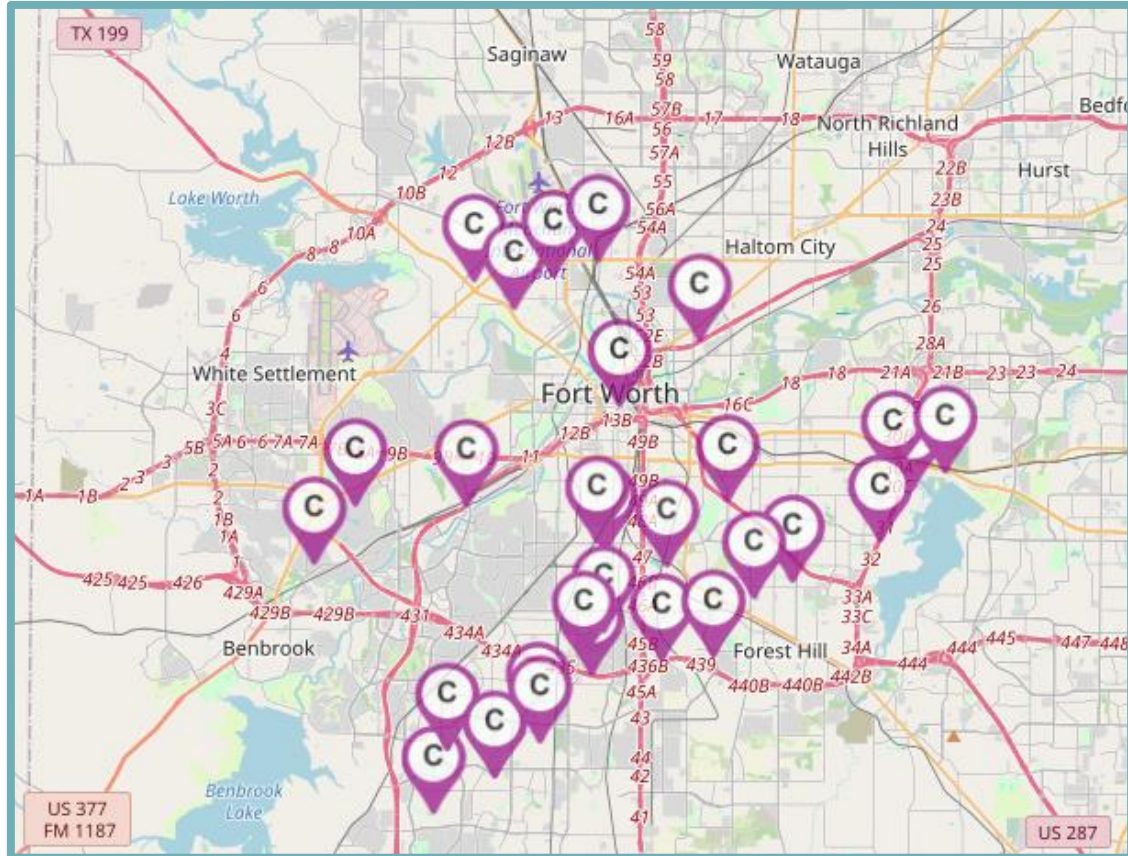
Source: TXschool.gov

FWISD - B Schools



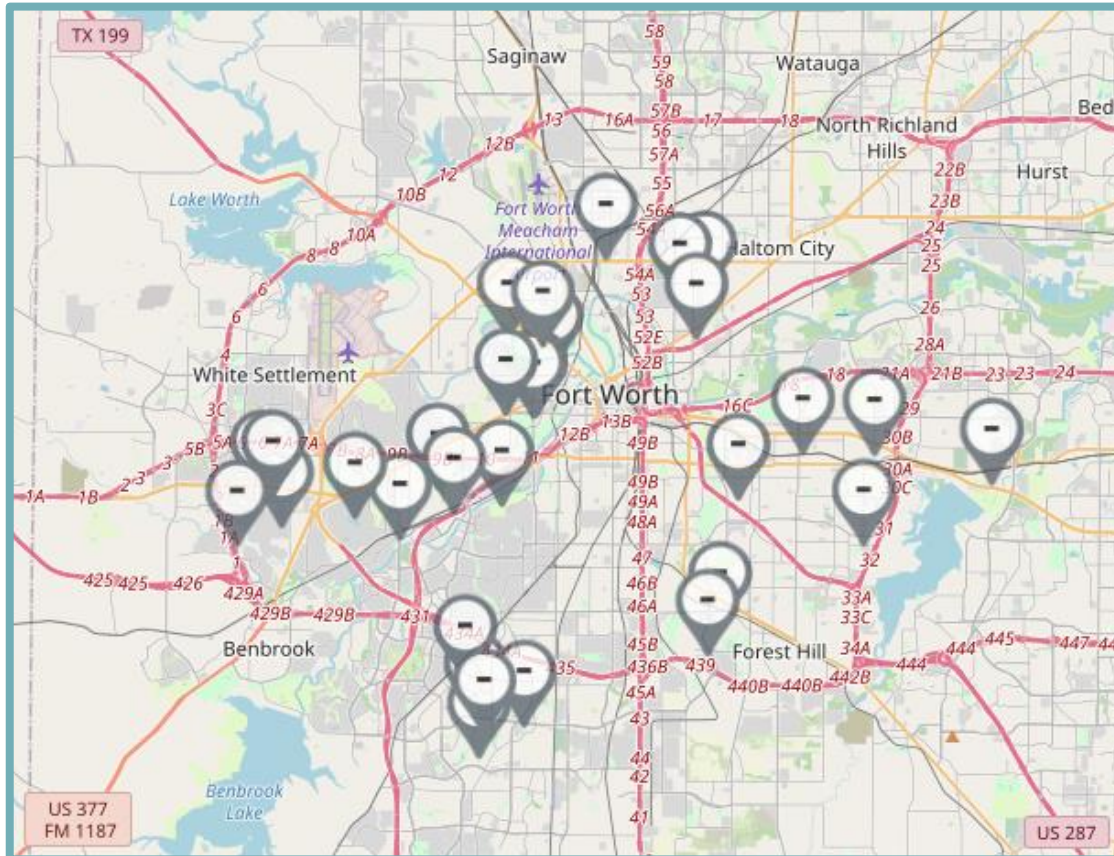
Source: TXschool.gov

FWISD - C Schools





Source: TXschool.gov

FWISD - "Not Rated" Schools



Source: TXschool.gov

FWISD Campus Results



Worth Heights ES

Alice Contreras ES

A' Rated Campuses (19)	% Economically Disadvantaged	Rating
Alice Contreras ES	91.6%	A
Atwood McDonald ES	90.7%	A
Boulevard Heights	78.2%	A
Burton Hill ES	58.3%	A
David K. Sellars ES	95.6%	A
De Zavala ES	84.3%	A
I.M. Terrell Academy	57.0%	A
Marine Creek Collegiate HS	85.5%	A
Meadowbrook ES	92.4%	A
Mitchell Blvd. ES	97.0%	A
Overton Park ES	7.0%	A
South Hi Mount ES	77.0%	A
Springdale ES	95.7%	A
TABS	75.5%	A
Tanglewood ES	12.2%	A
TCC South Collegiate HS	80.1%	A
Westpark ES	36.7%	A
Worth Heights ES	94.4%	A
YWLA	76.0%	A



2022 Campus Distinction Designations



Fort Worth
INDEPENDENT SCHOOL DISTRICT

Comparison Groups for Campus Distinctions

Campus Comparison Groups: 40 similar campuses across state

- Grade levels served
- # of students
- % Economically Disadvantaged
- Mobility Rate
- % Emergent Bilingual Learners
- % receiving special education services
- % in an Early College High School (ECHS) program

FWISD Academic Distinction Designations

Received **all 6** Distinctions possible

Burton Hill ES
Tanglewood ES



Received **5 out of 6** Distinctions possible

Atwood McDonald ES
De Zavala ES
Meadowbrook ES
Overton Park ES



ACADEMIC ACHIEVEMENT IN
ENGLISH LANGUAGE ARTS/READING



ACADEMIC ACHIEVEMENT IN
MATHEMATICS



ACADEMIC ACHIEVEMENT IN SCIENCE



TOP 25%: COMPARATIVE ACADEMIC
GROWTH



POST-SECONDARY READINESS



TOP 25%: COMPARATIVE CLOSING
THE GAPS

FWISD Academic Distinction Designations

Received **6 out of 7** Distinctions possible
I M Terrell Academy STEM & VPA



Received **5 out of 7** Distinctions possible
Paschal High School
Western Hills High School



ACADEMIC ACHIEVEMENT IN
ENGLISH LANGUAGE ARTS/READING



ACADEMIC ACHIEVEMENT IN
MATHEMATICS



ACADEMIC ACHIEVEMENT IN SCIENCE



ACADEMIC ACHIEVEMENT IN SOCIAL
STUDIES



TOP 25%: COMPARATIVE ACADEMIC
GROWTH



POST-SECONDARY READINESS



TOP 25%: COMPARATIVE CLOSING
THE GAPS



Follow us on
Facebook and Twitter
@FortWorth_ISD