


# Lone Star Governance

## Goal 1: Early Literacy Progress Update



Board of Education Meeting

Tuesday, February 28, 2023

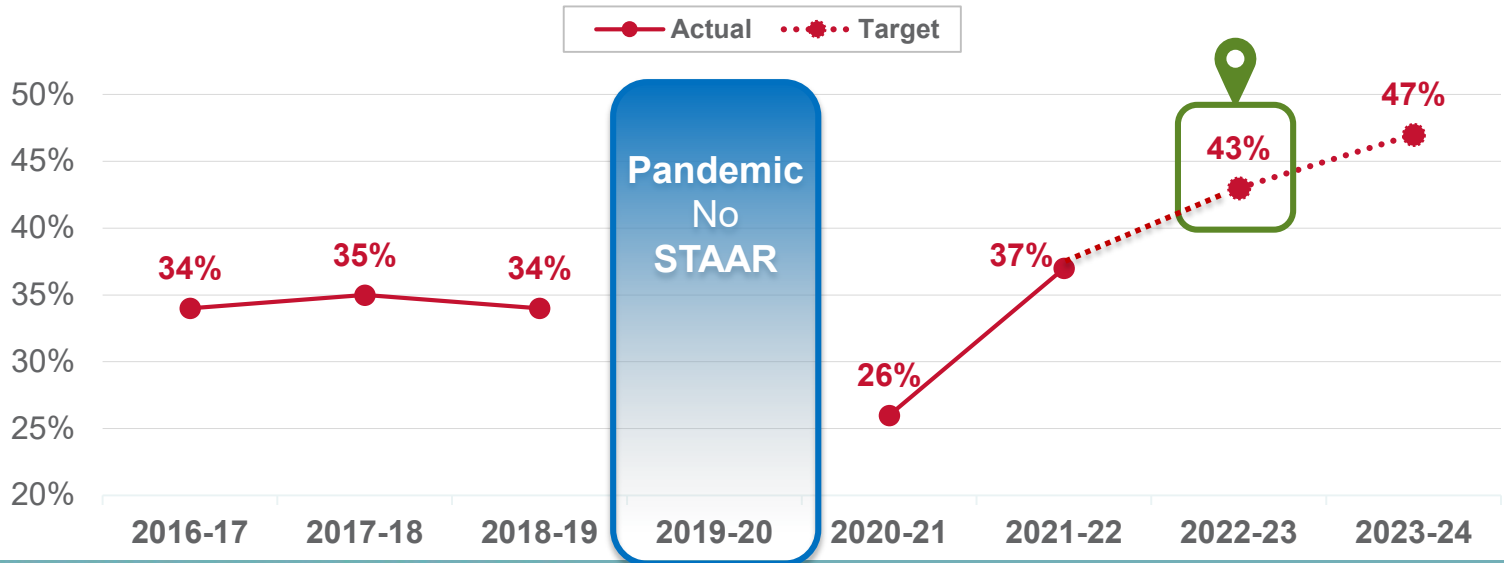


**Fort Worth**  
INDEPENDENT SCHOOL DISTRICT

# Board Outcome Goal 1: Early Literacy

Increase the percent of 3rd grade students who score at *Meets Grade Level* or Above on STAAR Reading from **34%** to **47%** by August 2024.

Yearly Target Goals				
2020	2021	2022	2023	2024
36%	38%	40%	43%	47%



## Board Outcome Goal 1: Early Literacy

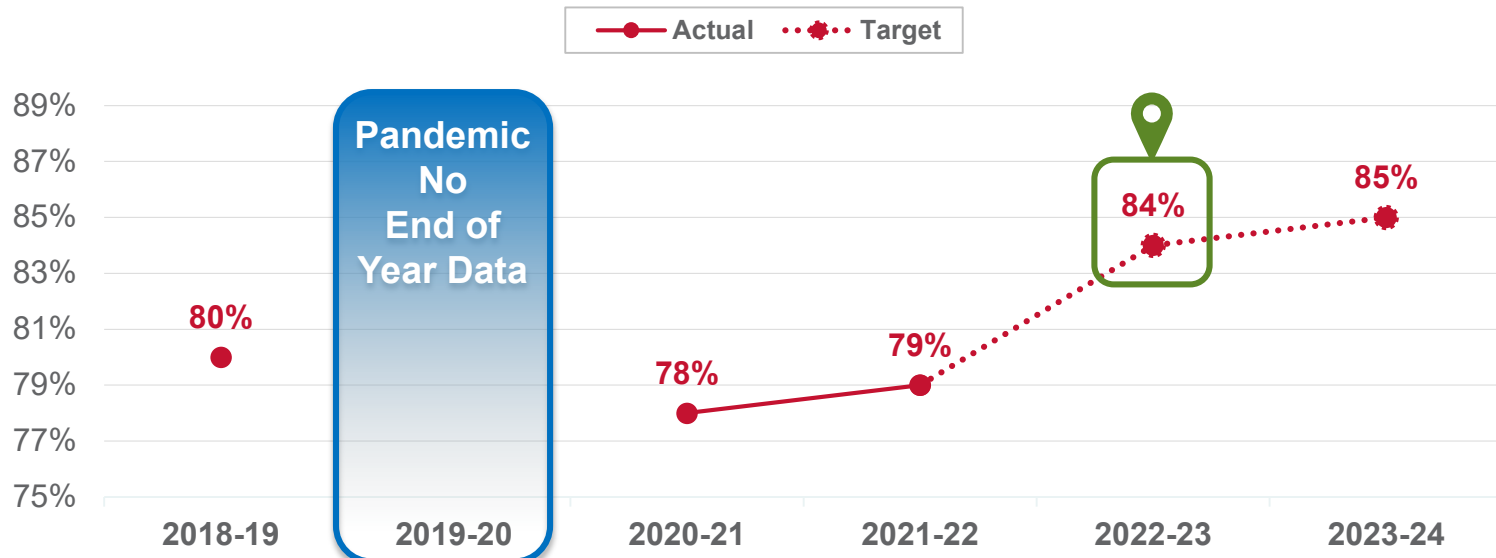
Increase the percent of 3rd grade students who score at *Meets Grade Level* or Above on STAAR Reading from **34%** to **47%** by August 2024.

School Year	All	African American	Hispanic	White	Amer Indian	Asian	Pacific Islander	Two More Races	Special Ed	Econ Disadv	EL (Current)
2016-17	34%	21%	34%	63%	--	38%	--	41%	28%	30%	32%
2017-18	35%	23%	34%	61%	--	45%	--	45%	24%	30%	34%
2018-19	34%	22%	33%	58%	--	53%	--	32%	26%	29%	32%
2019-20											
2020-21	26%	16%	23%	57%	--	31%	--	47%	21%	20%	19%
2021-22	37%	27%	33%	68%	--	52%	--	44%	28%	31%	29%
2022-23	43%	31%	42%	67%	--	62%	--	41%	35%	38%	41%
2023-24	47%	35%	46%	71%	--	66%	--	45%	39%	42%	45%

## Goal Progress Measure 1.1: Circle - Pre-K

Increase the percent of Pre-K students who score “*On Track*” on Circle Phonological Awareness from **80%** to **85%** by June 2024.

Yearly Target Goals				
2020	2021	2022	2023	2024
81%	82%	83%	84%	85%



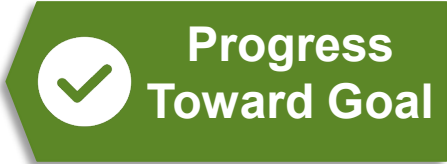
## Goal Progress Measure 1.1: Circle - Pre-K

Increase the percent of Pre-K students who score “*On Track*” on Circle Phonological Awareness from **80%** to **85%** by June 2024.

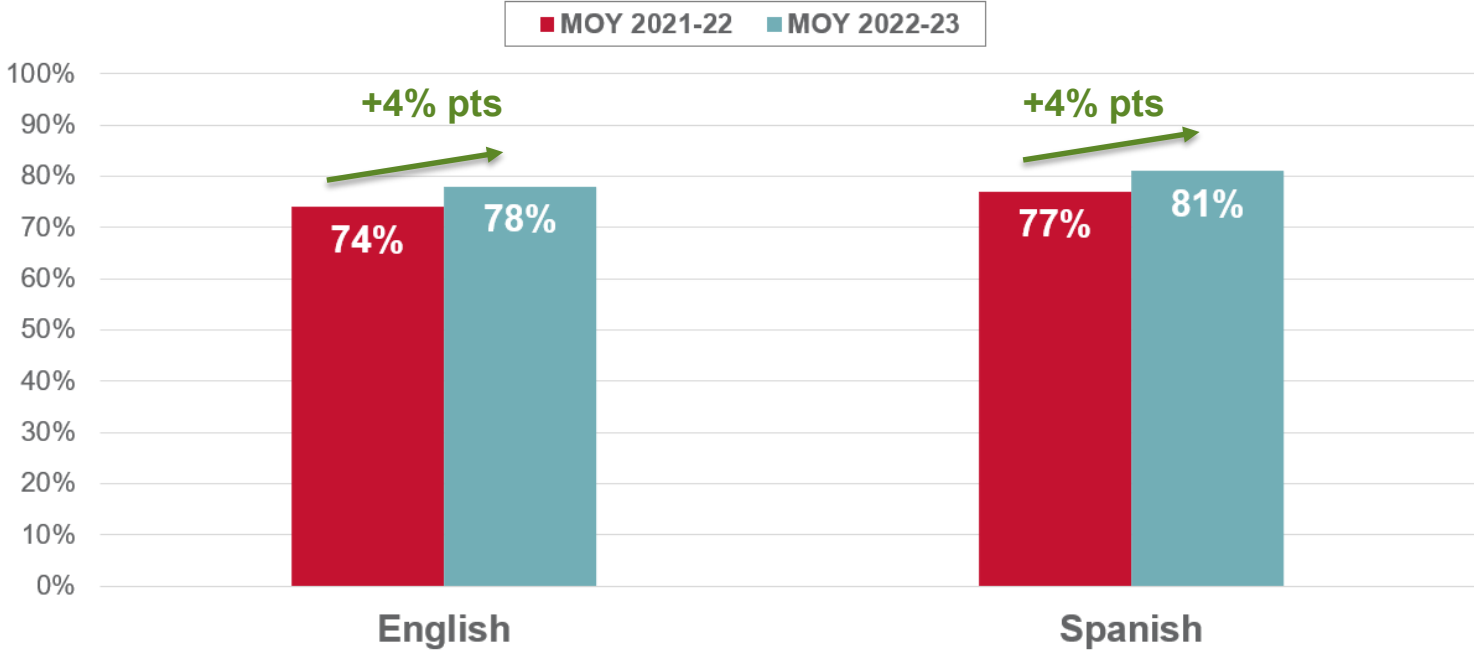
School Year	All	African American	Hispanic	White	Amer Indian	Asian	Pacific Islander	Two More Races	Special Ed	Econ Disadv	EL (Current)
2018-19	80%	79%	79%	83%	--	78%	--	84%	57%	79%	78%
2019-20											
2020-21	78%	79%	76%	85%	--	75%	--	80%	63%	76%	76%
2021-22	79%	76%	79%	89%	--	--	--	--	64%	78%	78%
2022-23	84%	83%	83%	87%	--	82%	--	88%	61%	83%	82%
2023-24	85%	84%	84%	88%	--	83%	--	89%	62%	84%	83%

# Goal Progress Measure 1.1: Circle - Pre-K

**February 2023:** “On Track” at middle of year is +4% pts higher than last year for both English and Spanish PK students.



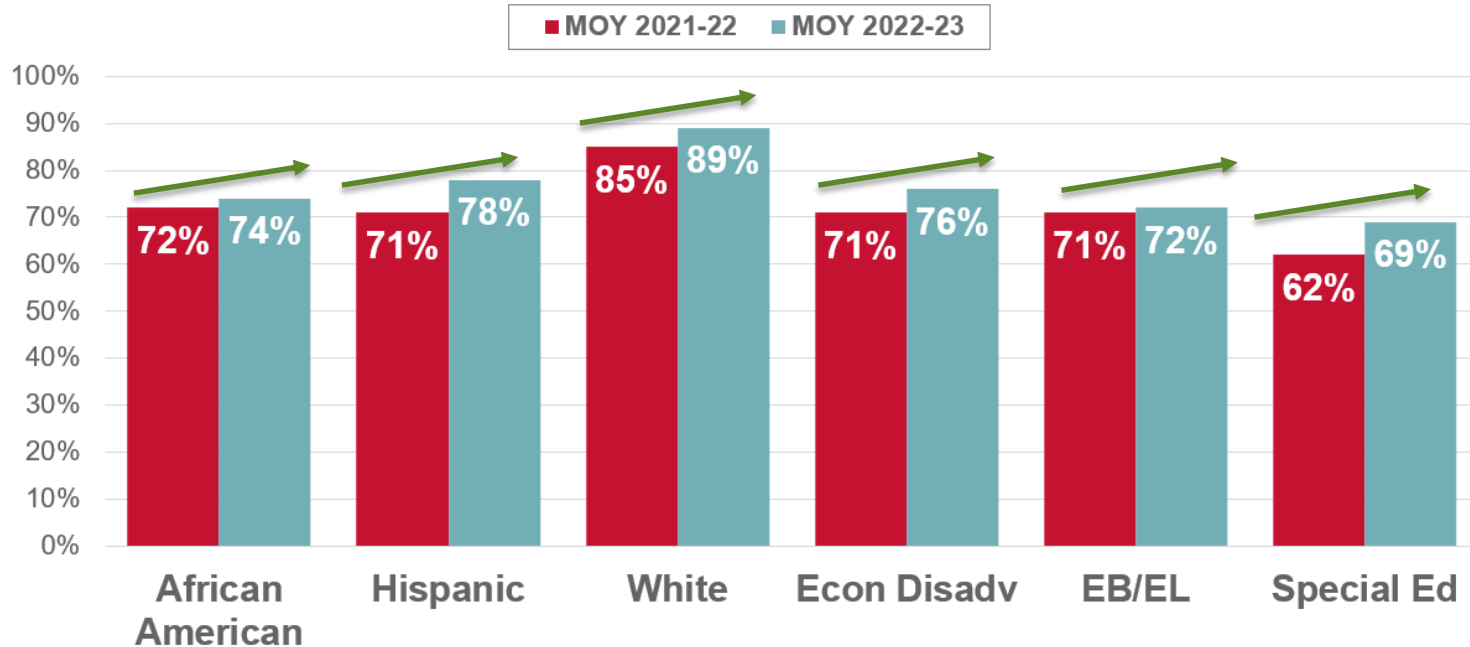
## % On Track for Phonological Awareness – Pre-K



# Goal Progress Measure 1.1: Circle - Pre-K

**February 2023:** “On Track” rates for students testing in English increased for every student group compared to this time last year.

## % On Track for Phonological Awareness - Circle

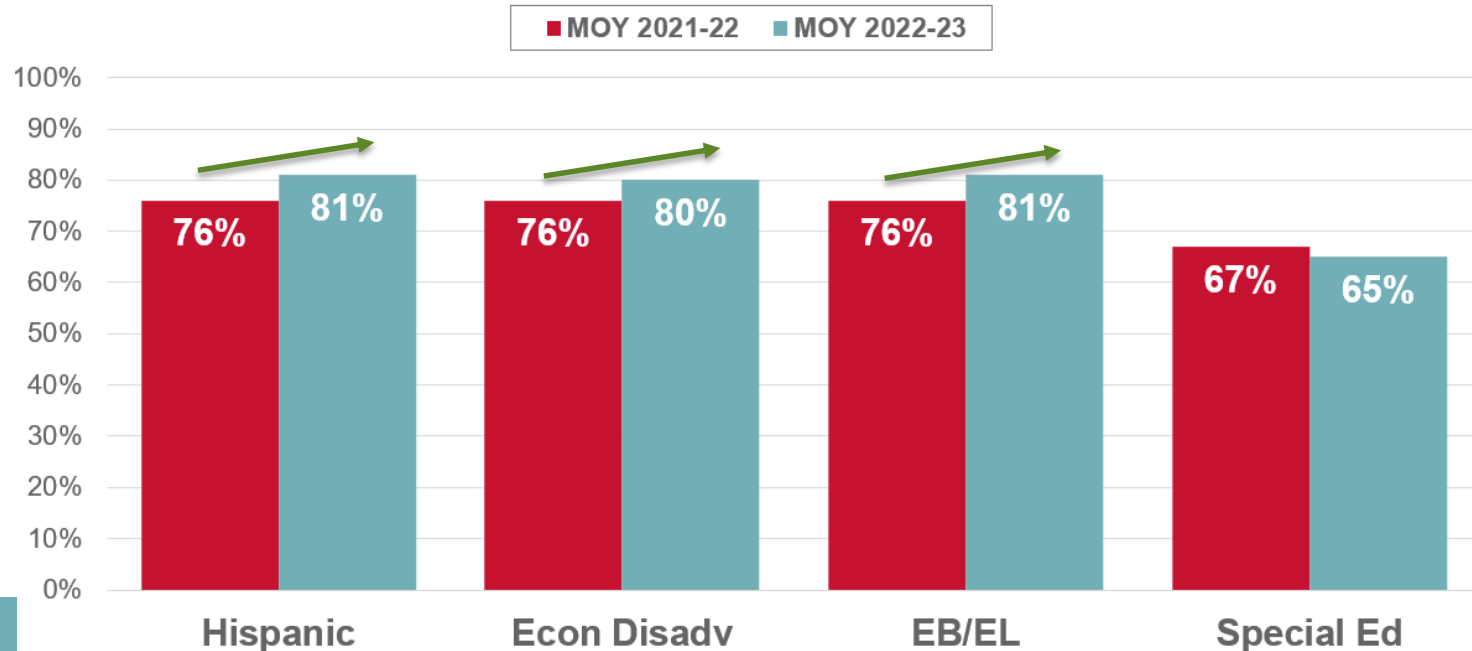


English

# Goal Progress Measure 1.1: Circle - Pre-K

**February 2023:** “On Track” rates for students testing in Spanish increased for the majority of PK students compared to last year.

## % On Track for Phonological Awareness - Circle



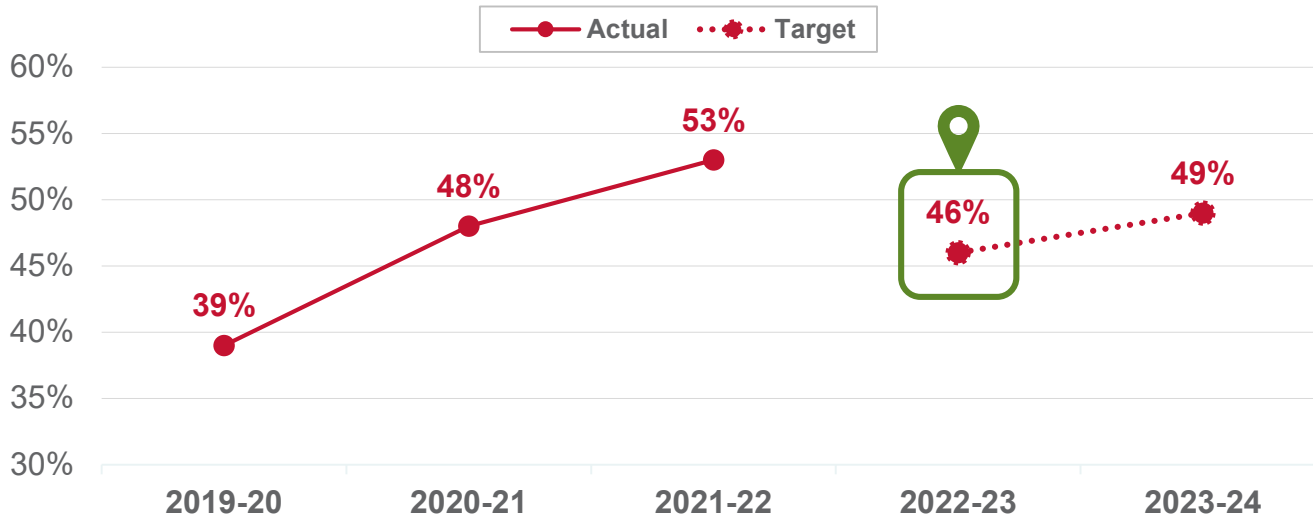
Spanish



## Goal Progress Measure 1.2: MAP Reading Fluency - Grades K-3

Increase the percent of Kindergarten - Grade 3 students who Meet or Exceed grade level expectations on key MAP Fluency indicators from **39%** to **49%** by June 2024.

Yearly Target Goals				
2020	2021	2022	2023	2024
39%	41%	43%	46%	49%



### Key Indicators

Kindergarten:  
Phonological  
Awareness

Grades 1-3:  
Sentence  
Reading  
Fluency

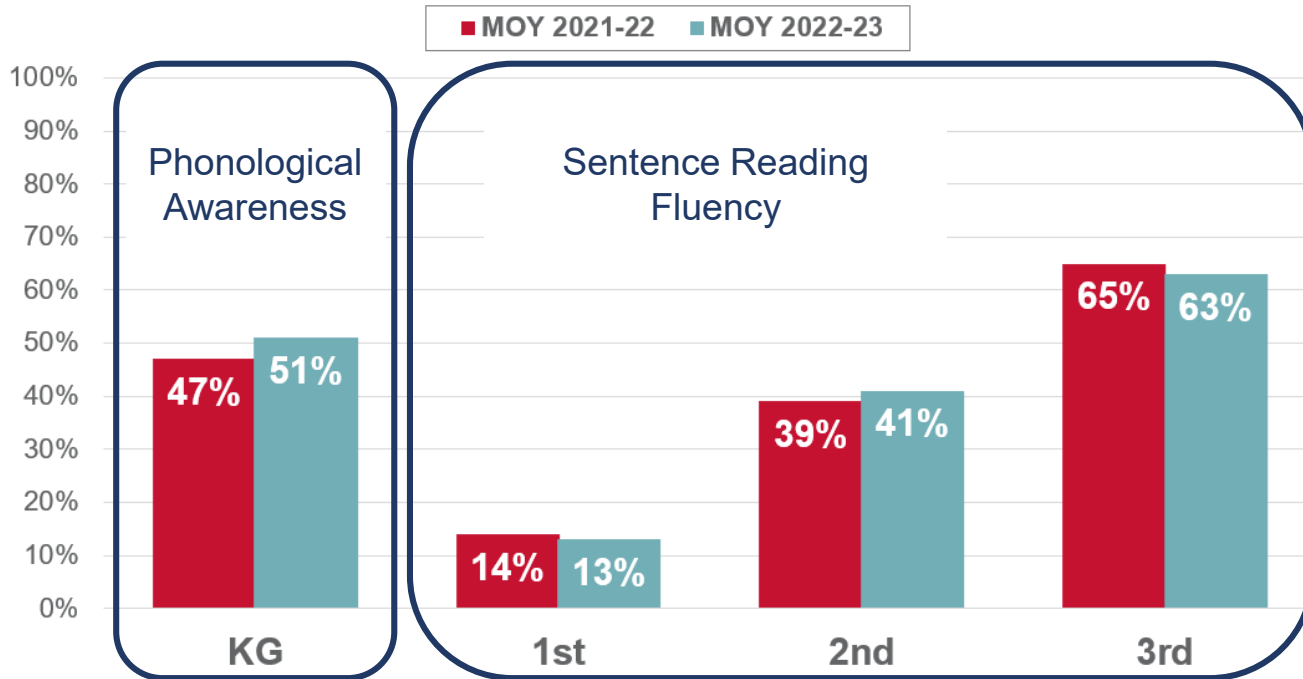
## Goal Progress Measure 1.2: MAP Reading Fluency - Grades K-3

Increase the percent of Kindergarten – Grade 3 students who Meet or Exceed grade level expectations on key MAP Fluency indicators from **39%** to **49%** by June 2024.

School Year	All	African American	Hispanic	White	Amer Indian	Asian	Pacific Islander	Two More Races	Special Ed	Econ Disadv	EL (Current)
2019-20 estimate	39%	35%	37%	55%	--	42%	--	45%	26%	37%	35%
2020-21	48%	40%	47%	66%	--	48%	--	56%	28%	44%	45%
2021-22	53%	45%	52%	70%	35%	52%	55%	57%	35%	49%	49%
2022-23	46%	42%	44%	62%	--	49%	--	52%	33%	44%	42%
2023-24	49%	45%	47%	65%	--	52%	--	55%	36%	47%	45%

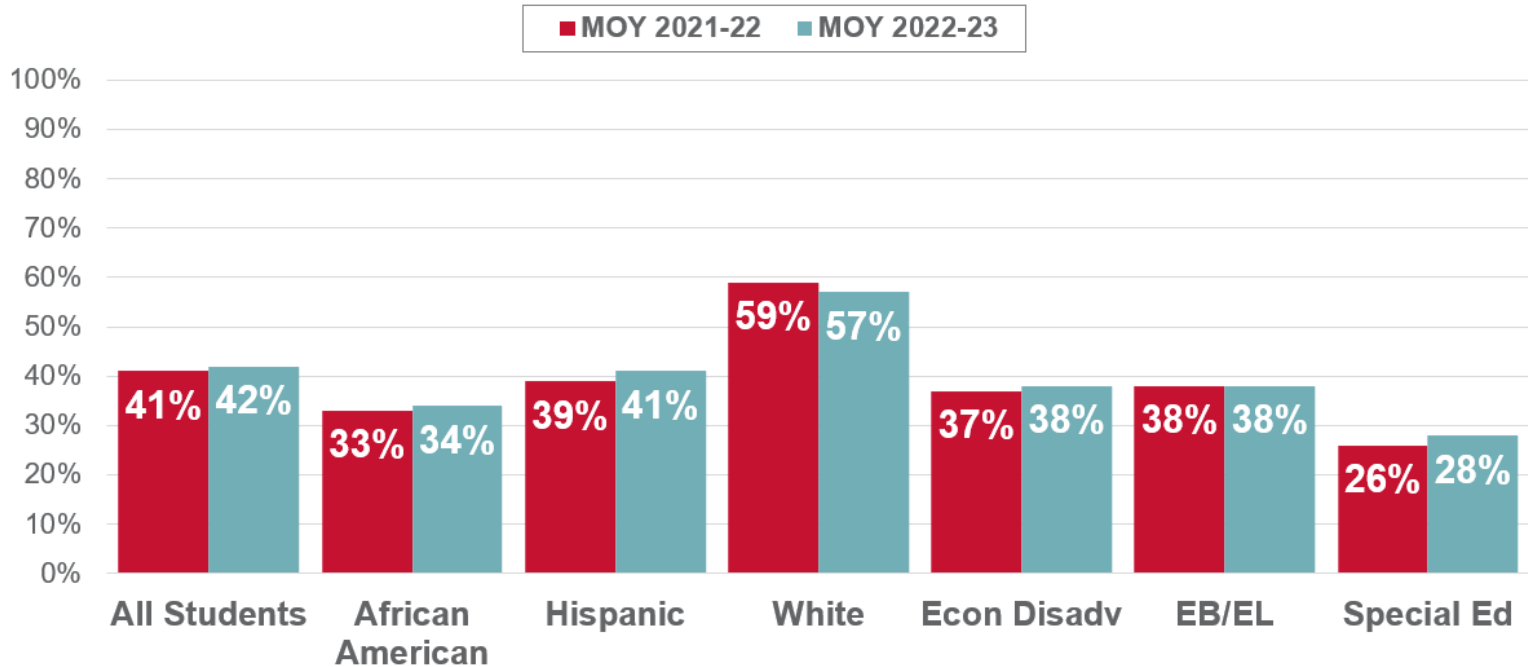
## Goal Progress Measure 1.2: MAP Reading Fluency - Grades K-3

**February 2023:** Overall progress toward the end of year goal with mixed results by grade level when compared to middle of last year.



## Goal Progress Measure 1.2: MAP Reading Fluency - Grades K-3

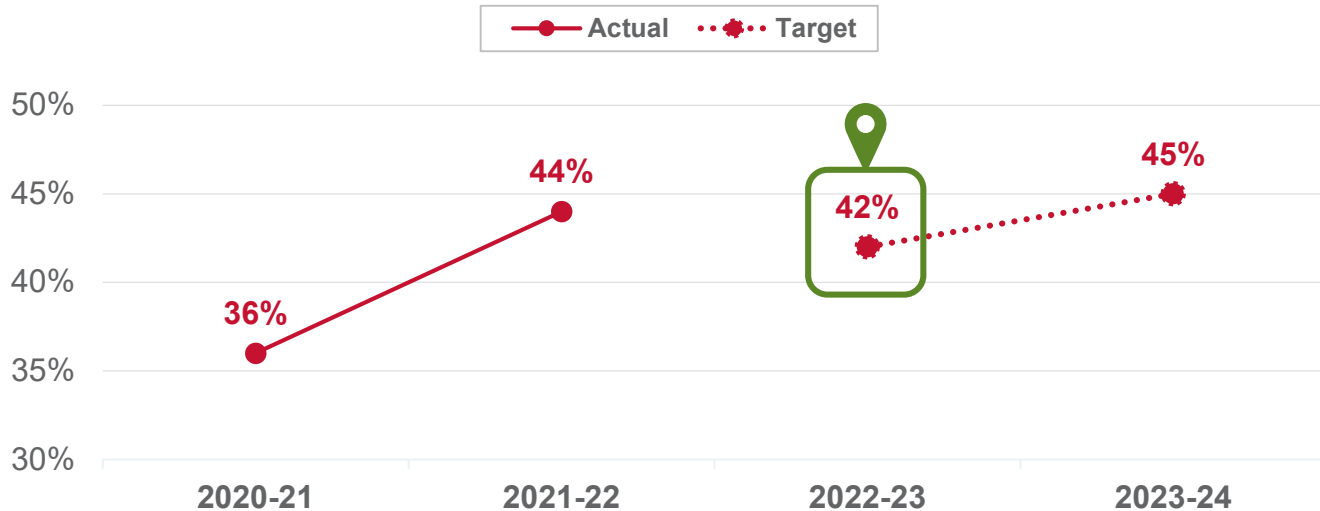
**February 2023:** Most student groups saw slight increases compared to this time last year. EB/EL students remained steady; White students decreased **-2%** pts.



## Goal Progress Measure 1.3: MAP Growth Reading - Grades K-3

Increase the percent of Kindergarten – Grade 3 students who Meet or Exceed projected growth on MAP Growth Reading from **36%** to **45%** by June 2024.

Yearly Target Goals			
2021	2022	2023	2024
36%	39%	42%	45%



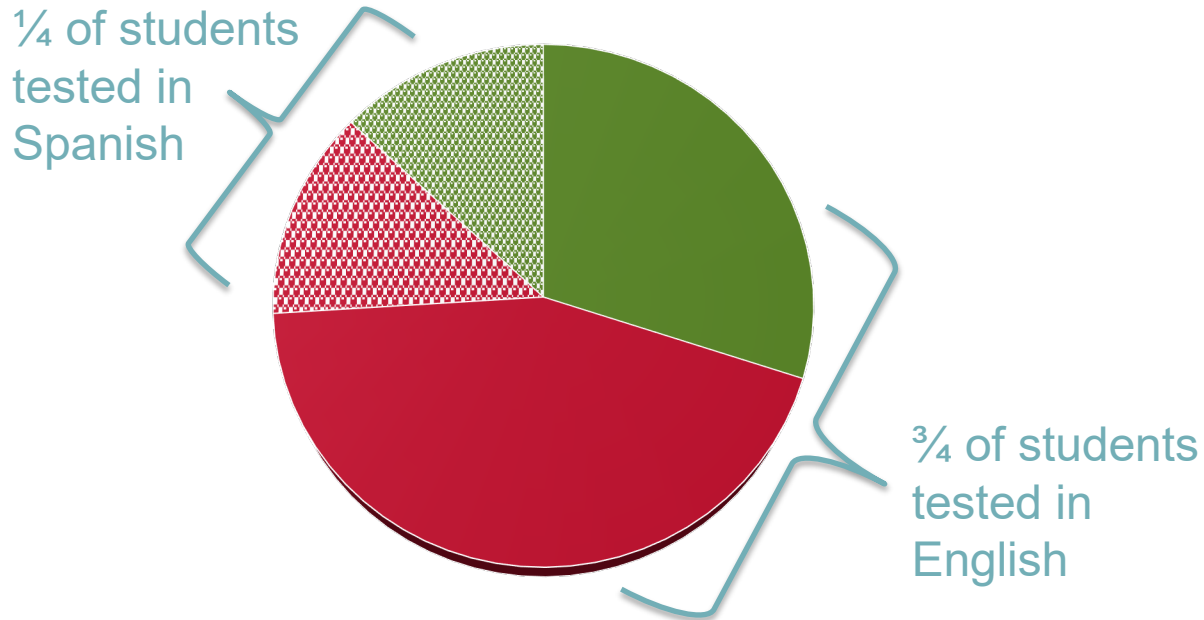
## Goal Progress Measure 1.3: MAP Growth Reading - Grades K-3

Increase the percent of Kindergarten – Grade 3 students who Meet or Exceed projected growth on MAP Growth Reading from **36%** to **45%** by June 2024.

School Year	All	African American	Hispanic	White	Amer Indian	Asian	Pacific Islander	Two More Races	Special Ed	Econ Disadv	EL (Current)
2020-21	36%	33%	35%	49%	--	46%	--	43%	28%	35%	35%
2021-22	44%	43%	45%	55%	40%	52%	50%	50%	34%	42%	46%
2022-23	42%	39%	41%	55%	--	52%	--	49%	35%	41%	41%
2023-24	45%	42%	44%	58%	--	55%	--	52%	38%	44%	44%

## Goal Progress Measure 1.3: MAP Growth Reading - Grades K-3

**February 2023:** At the middle of year, 43% of all students met their progress goal.



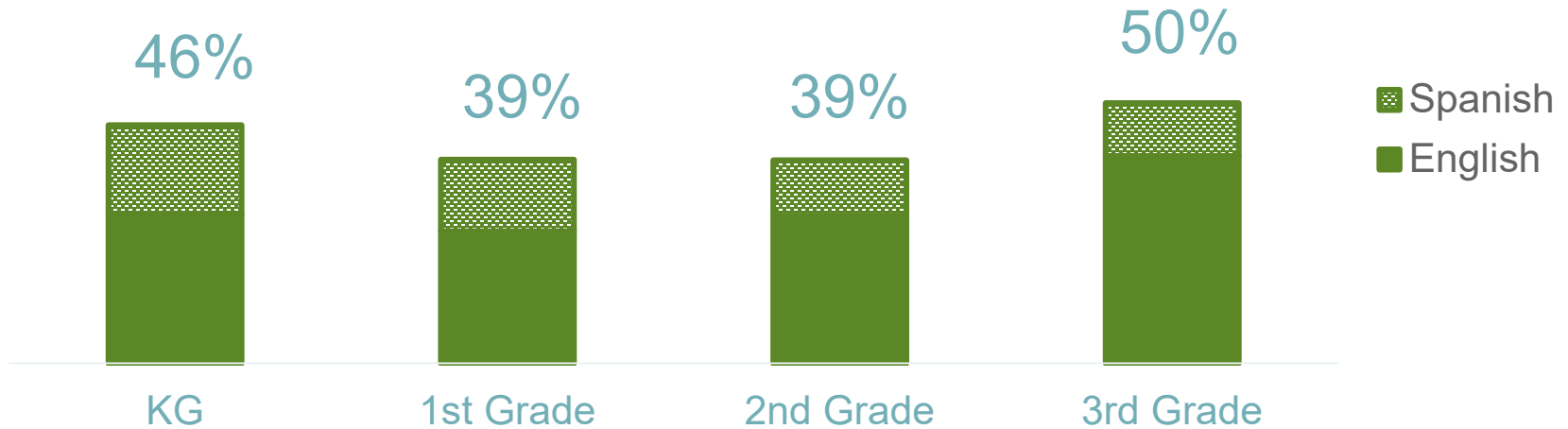
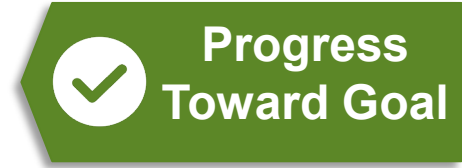
**43%** All Testers  
Met Progress

**41%** English  
Met Progress

**50%** Spanish  
Met Progress

## Goal Progress Measure 1.3: MAP Growth Reading - Grades K-3

**February 2023:** At the middle of year, 43% of all students met their progress goal.





Aggregate by District

Term: Winter 2022-2023  
District: Fort Worth ISD

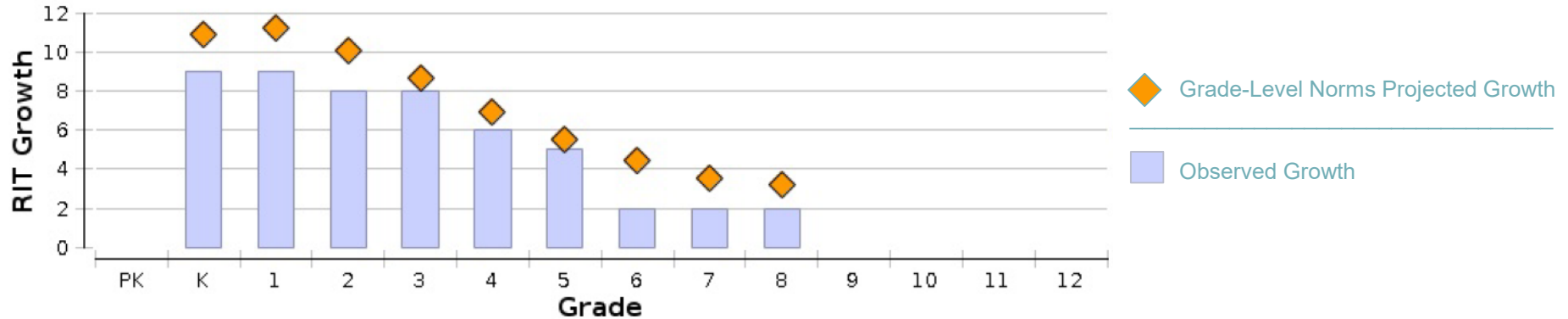
Norms Reference Data: 2020 and User Norms<sup>1</sup>.  
Growth Comparison Period: Fall 2022 - Winter 2023  
Weeks of Instruction: Start - 2 (Fall 2022) ^  
End - 20 (Winter 2023) ^  
Grouping: None  
Small Group Display: No

## Fall 2022 to Winter 2023

Language Arts:  
Reading

Grade (Winter 2023)	Total Number of Growth Events‡	Comparison Periods						Growth Evaluated Against								
		Fall 2022			Winter 2023			Growth		Grade-Level Norms			Student Norms			
		Mean RIT Score	Standard Deviation	Achievement Percentile	Mean RIT Score	Standard Deviation	Achievement Percentile	Observed Growth	Observed Growth SE	Projected School Growth	School Conditional Growth Index	School Conditional Growth Percentile	Number of Students With Growth Projections	Number of Students Who Met Their Growth Projection	Percentage of Students Who Met Growth Projection	Student Median Conditional Growth Percentile

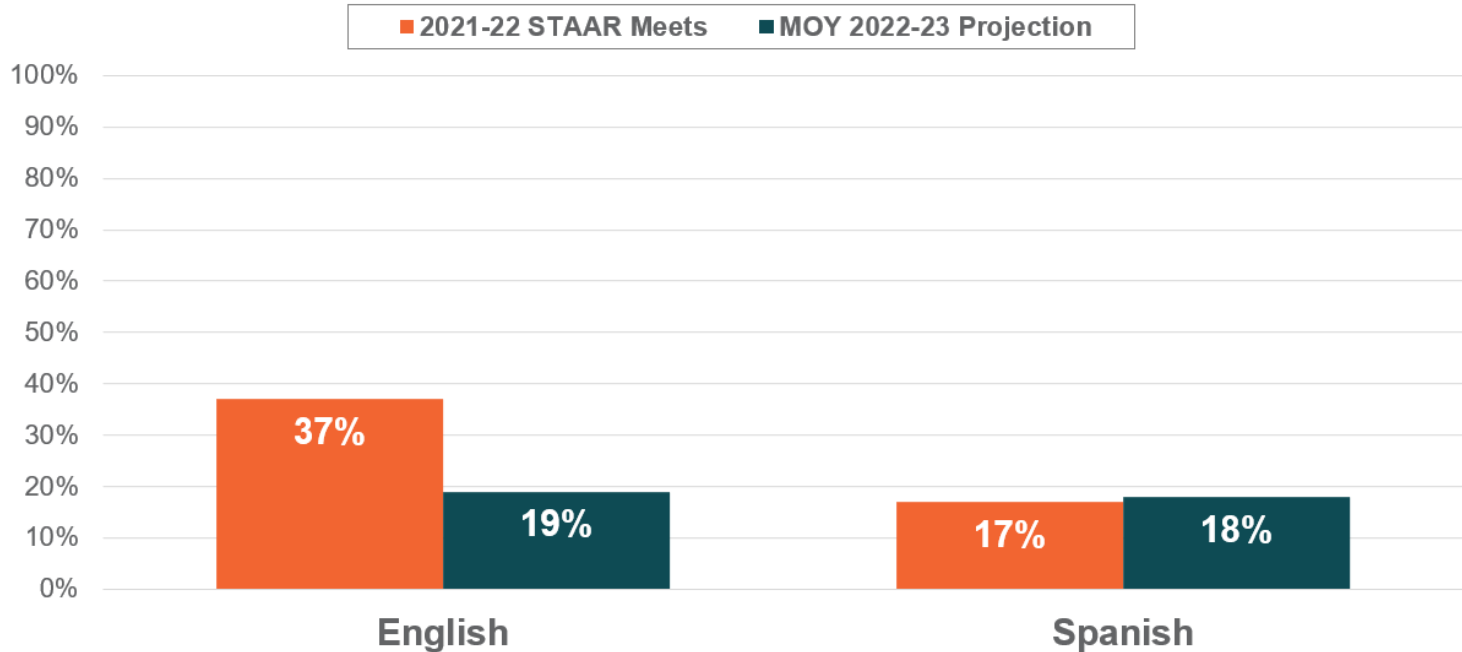
### Language Arts: Reading



## Goal Progress Measure 1.3: MAP Growth Reading - Grade 3

**February 2023:** The percent of 3rd grade students projected at *Meets Grade Level* on STAAR Reading is lower than actual STAAR 2022 for testers in English.

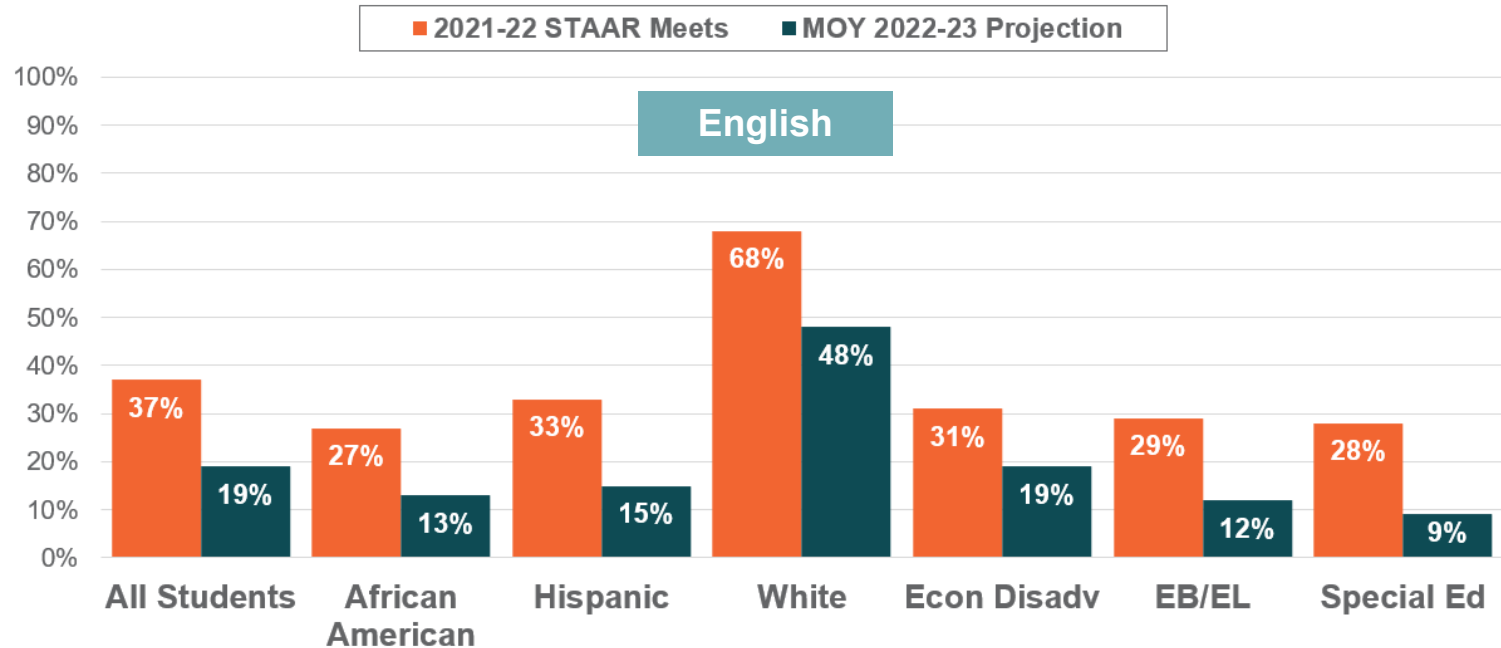
### % Projected to be at *Meets Grade Level* – Grade 3



## Goal Progress Measure 1.3: MAP Growth Reading - Grade 3

**February 2023:** The percent of 3rd grade students projected at *Meets Grade Level* on STAAR Reading is lower for students across all student groups.


### % Projected to be at *Meets Grade Level* – Grade 3



# Changes in STAAR Testing Online:

## ➤ RLA Redesign (Evidence-based Writing)

- Assess both reading and writing
  - Grades 3-8 English
  - Grades 3-5 Spanish
  - English I and II
- Extended short answer or essay at every grade level



## ➤ At least 25% new, non-multiple choice item types



Follow us on  
Facebook and Twitter  
@FortWorth\_ISD