

2021-2022 Texas Academic Performance Report (TAPR)

Public Hearing:
March 28, 2023



Accessing the TAPR Report

1

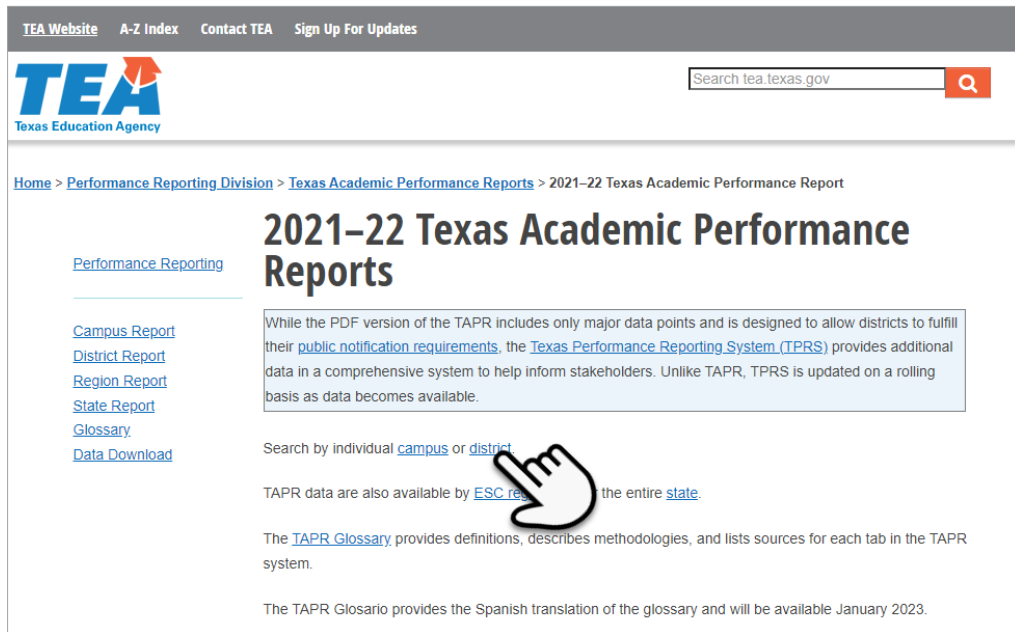
<https://rptsvr1.tea.texas.gov/perfreport/tapr/2022/index.html>

2

<https://www.fwisd.org/>

3

Campus Libraries or Offices



TEA Website A-Z Index Contact TEA Sign Up For Updates

TEA
Texas Education Agency

Search tea.texas.gov

Home > Performance Reporting Division > Texas Academic Performance Reports > 2021-22 Texas Academic Performance Report

2021-22 Texas Academic Performance Reports

While the PDF version of the TAPR includes only major data points and is designed to allow districts to fulfill their [public notification requirements](#), the [Texas Performance Reporting System \(TPRS\)](#) provides additional data in a comprehensive system to help inform stakeholders. Unlike TAPR, TPRS is updated on a rolling basis as data becomes available.

Search by individual [campus](#) or [district](#)

TAPR data are also available by [ESC region](#) the entire [state](#).

The [TAPR Glossary](#) provides definitions, describes methodologies, and lists sources for each tab in the TAPR system.

The TAPR Glosario provides the Spanish translation of the glossary and will be available January 2023.

District Name: **Fort Worth ISD**

District Number: **220905**

➤ 2022 Accountability Rating:

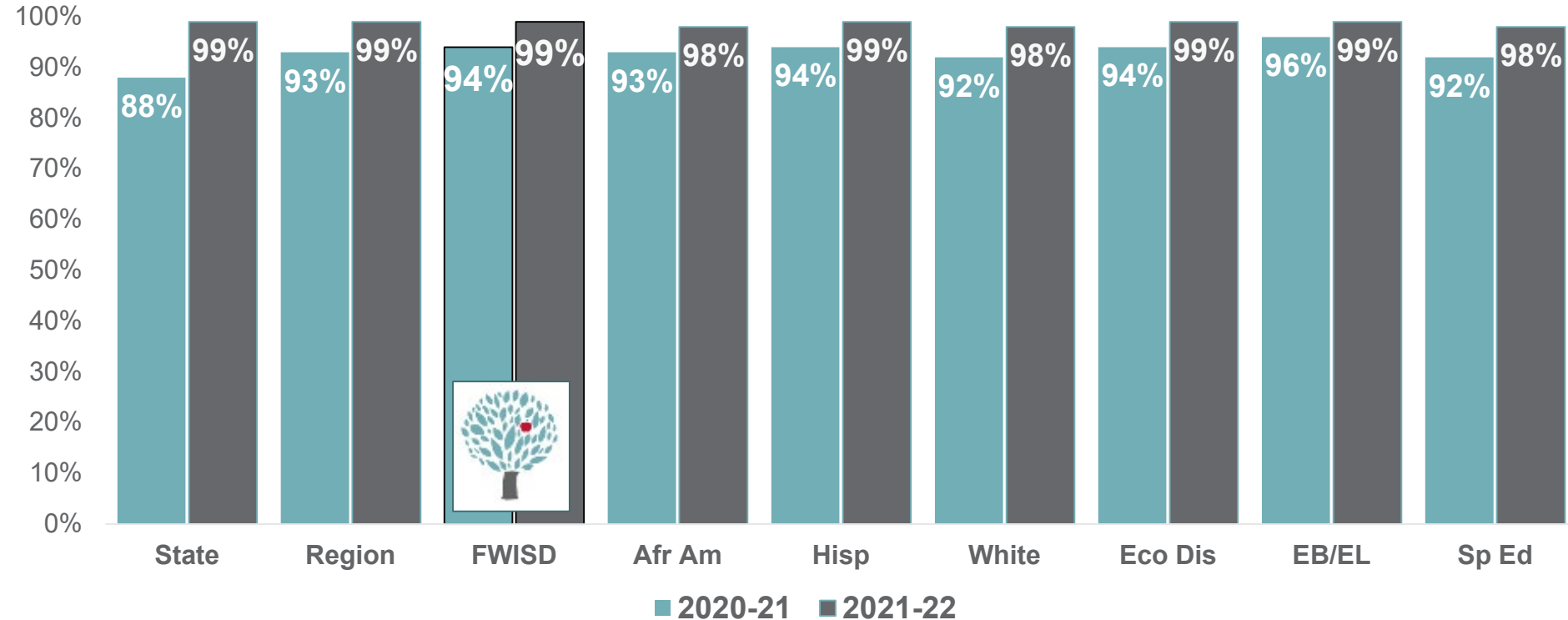
B rating: 81

➤ 2022 Special Education Determination Status:

Needs Intervention

STAAR Participation Rates 2021 vs 2022


STAAR participation rates return to normal



STAAR data was presented to the board
on July 26, 2022.

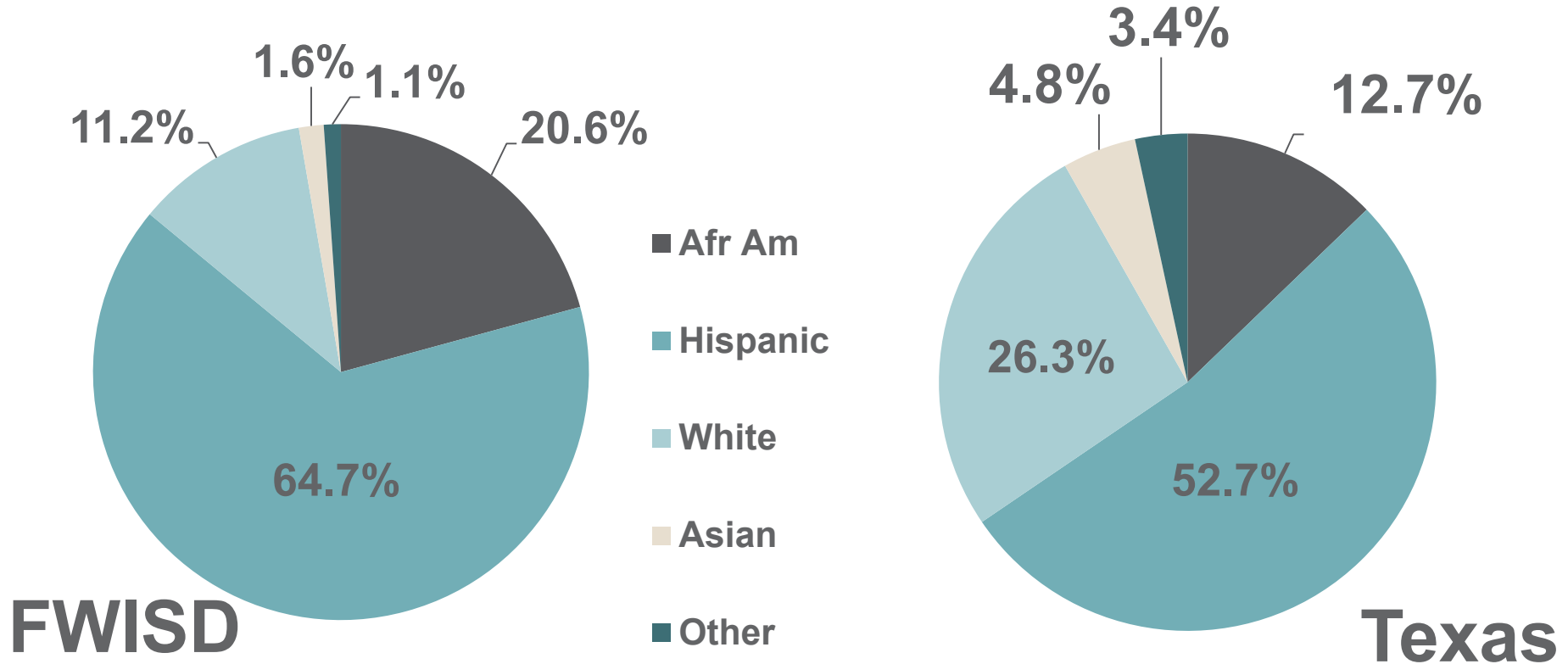
Link to STAAR performance reports via TAPR:

<https://rptsvr1.tea.texas.gov/perfreport/tapr/2022/index.html>



STUDENT and TEACHER DEMOGRAPHICS

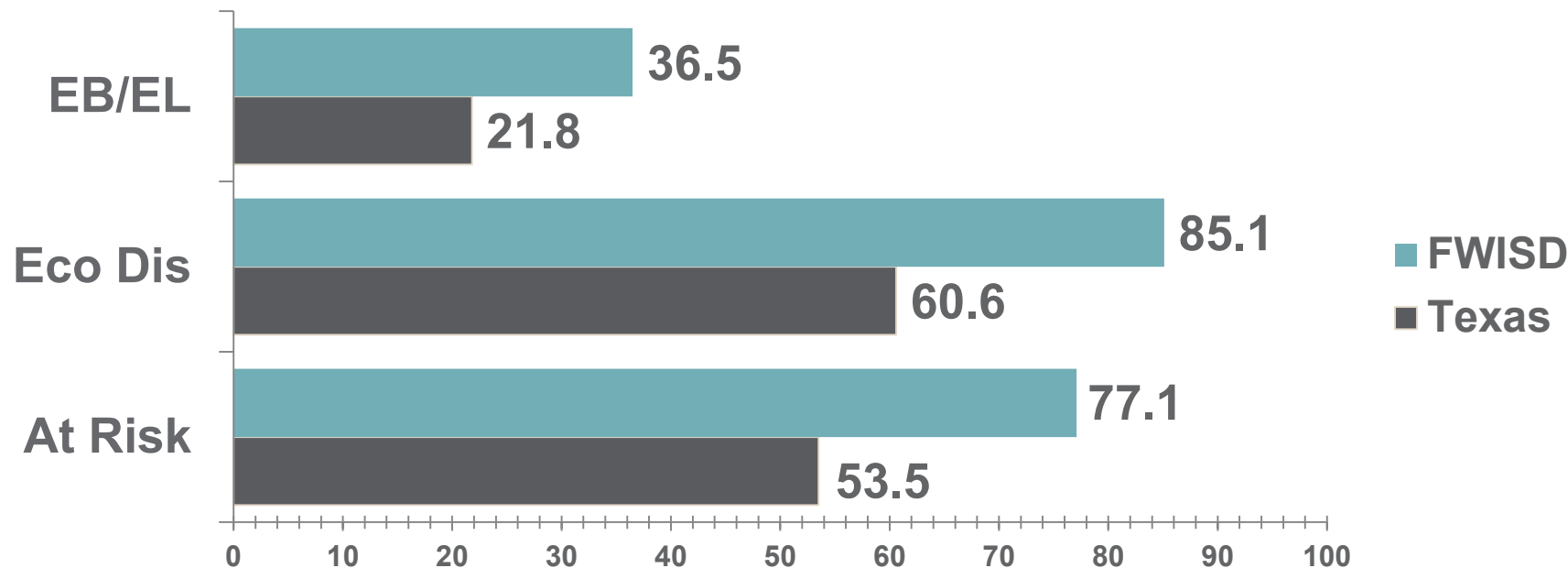
2021-2022 Student Ethnic Distribution



FWISD Total Enrollment: 74,850

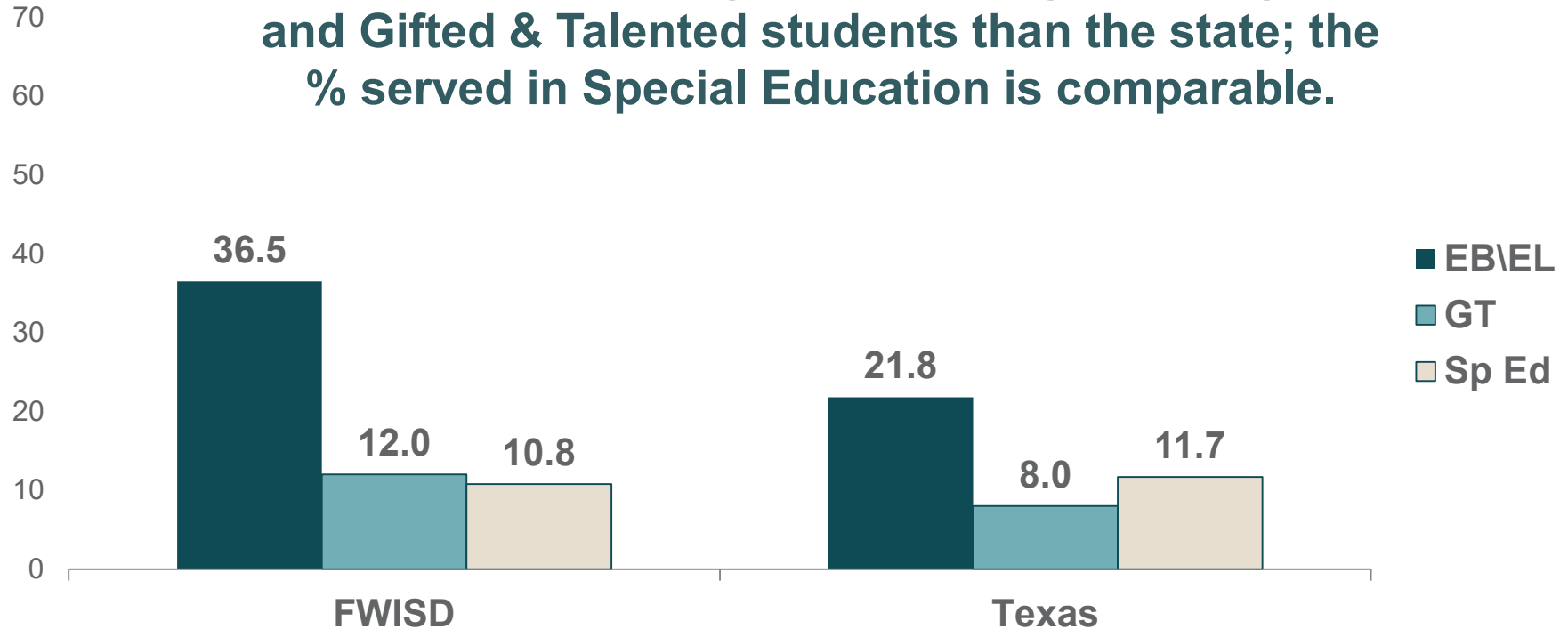
2021-22 Special Student Groups

FWISD has higher percentages of students identified as At-Risk, Economic Disadvantaged, or Emergent Bilingual than Texas

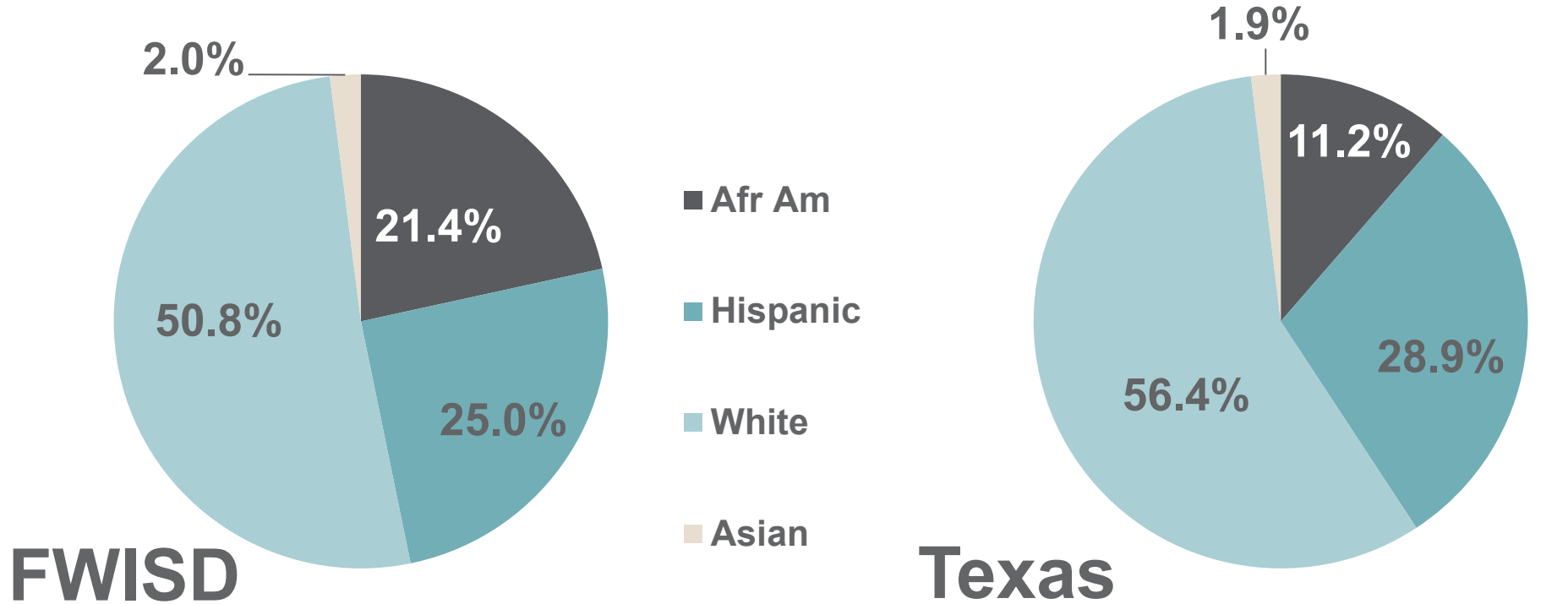


2021-22 Student Program Enrollment

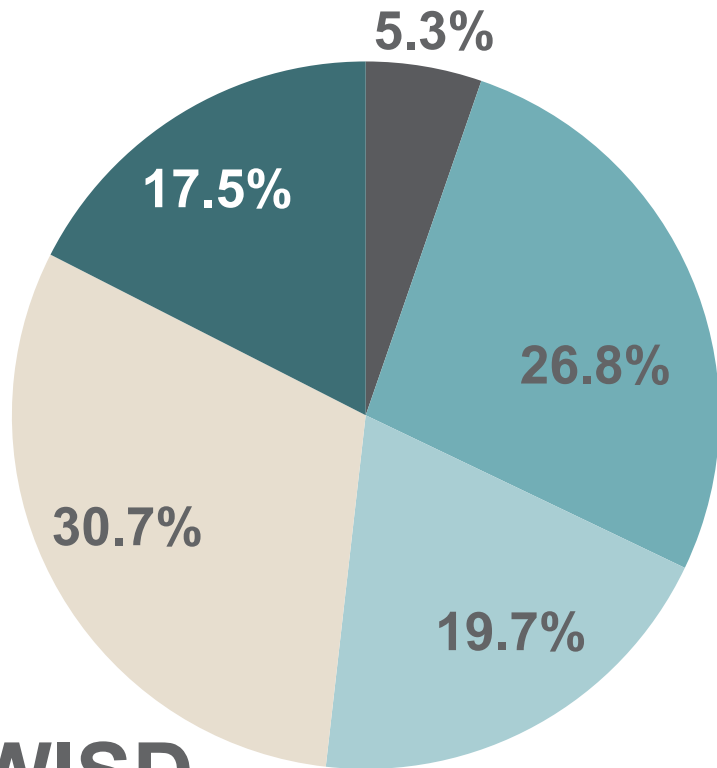
FWISD serves a larger % of Emergent Bilingual and Gifted & Talented students than the state; the % served in Special Education is comparable.



2021-22 Teacher Ethnic Distribution

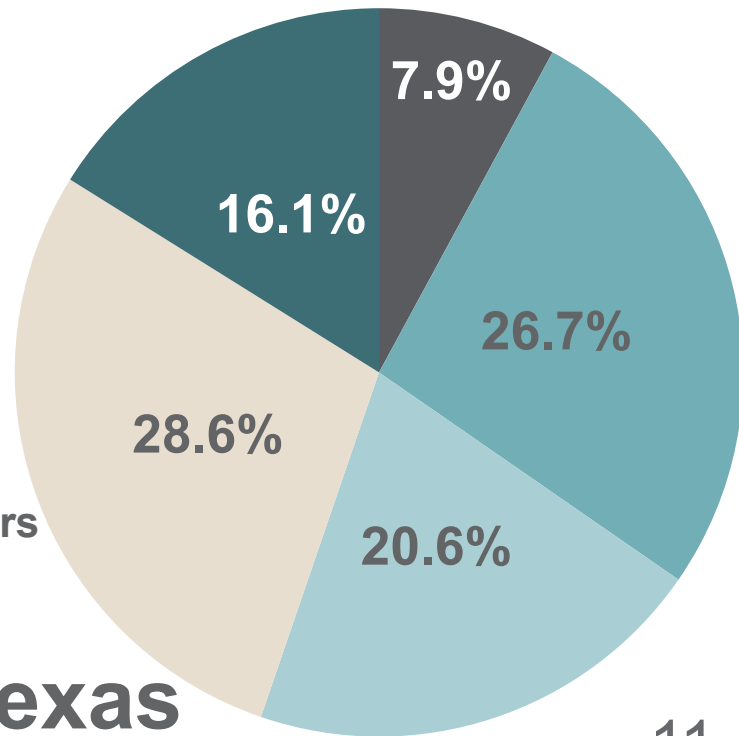


2021-22 Teacher Years of Experience



FWISD











- Beginning
- 1-5 Years
- 6-10 Years
- 11-20 Years
- Over 20 Years



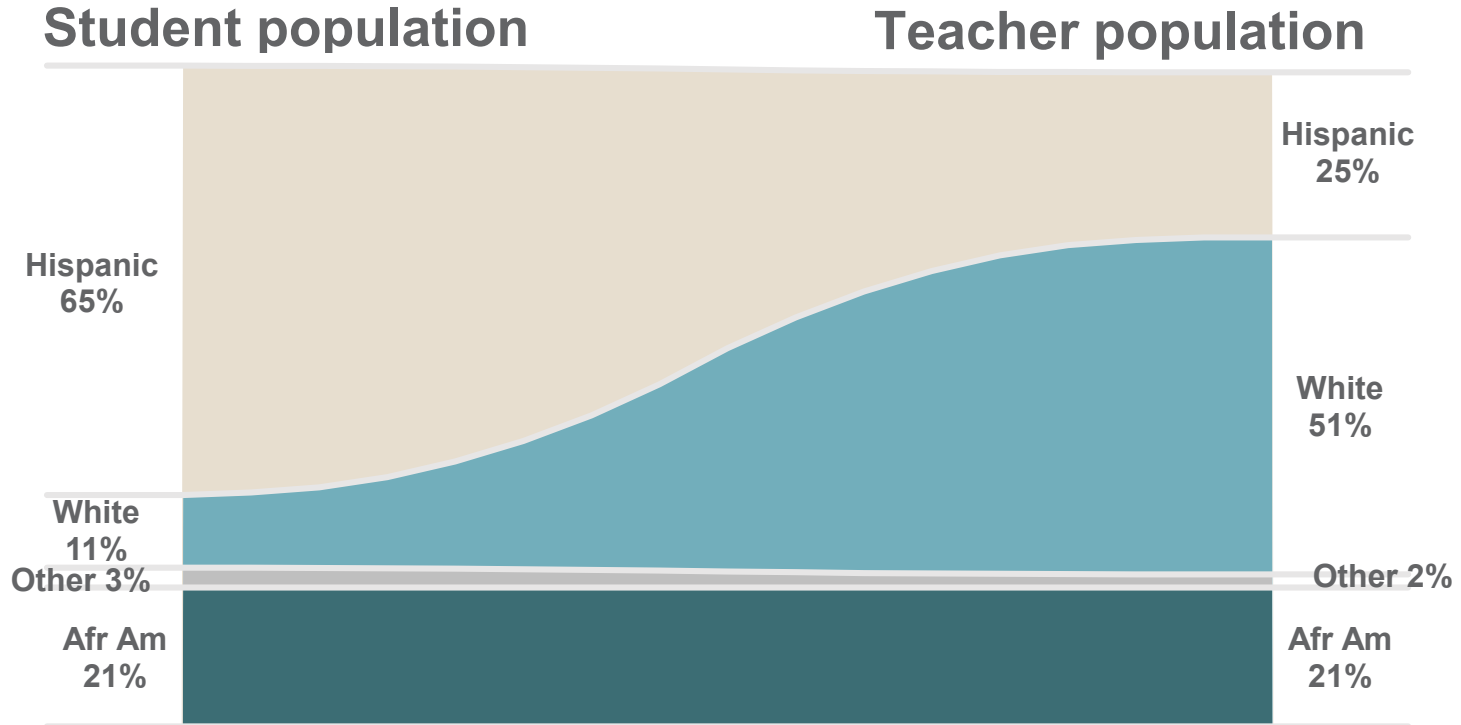
Texas

Teacher Years of Experience

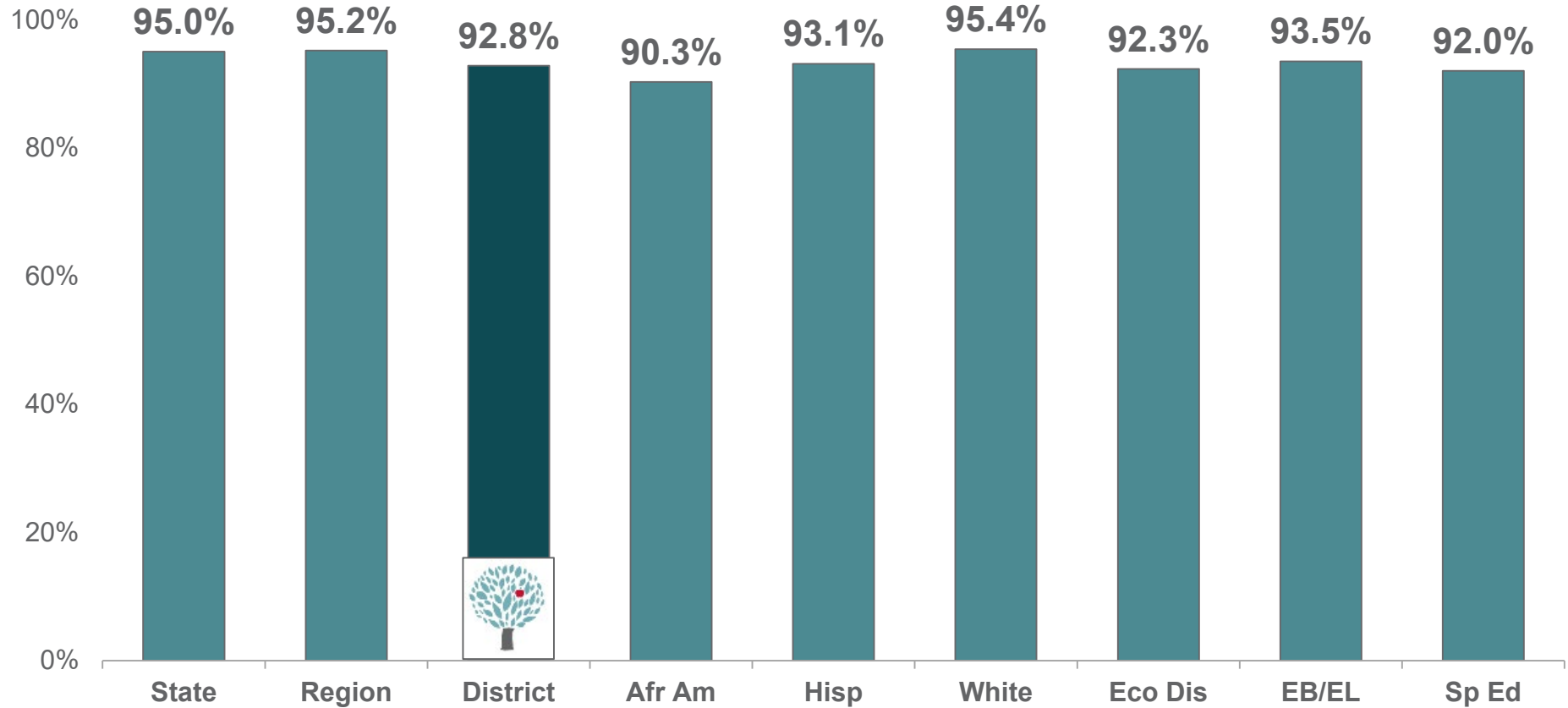
FWISD vs Texas

Years of Experience	School Year	Percentage
Beginning	FWISD	 5%
	Texas	 8%
1-5	FWISD	 27%
	Texas	 27%
6-10	FWISD	 20%
	Texas	 21%
11-20	FWISD	 31%
	Texas	 29%
20+	FWISD	 18%
	Texas	 16%

2021-22 Student - Teacher Ethnic Comparison



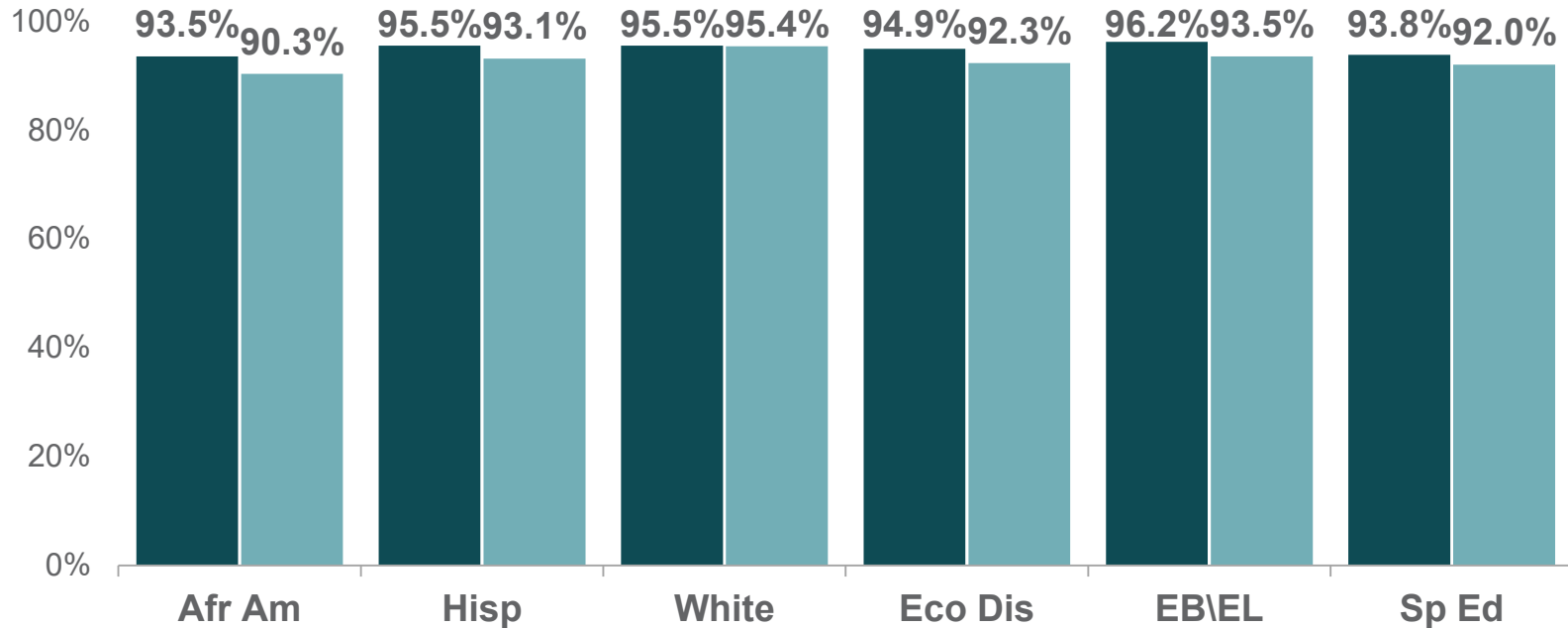
2021-22 Attendance Rates



Attendance Rates: 2019-20 & 2021-22

FWISD Attendance Rates for all student groups are lower than pre-pandemic levels

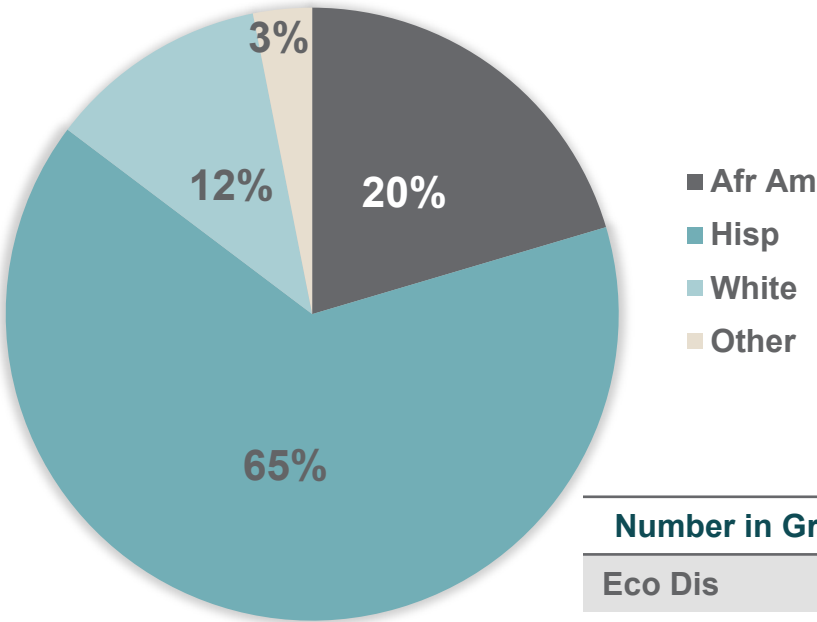
■ 2018-19 ■ 2021-22



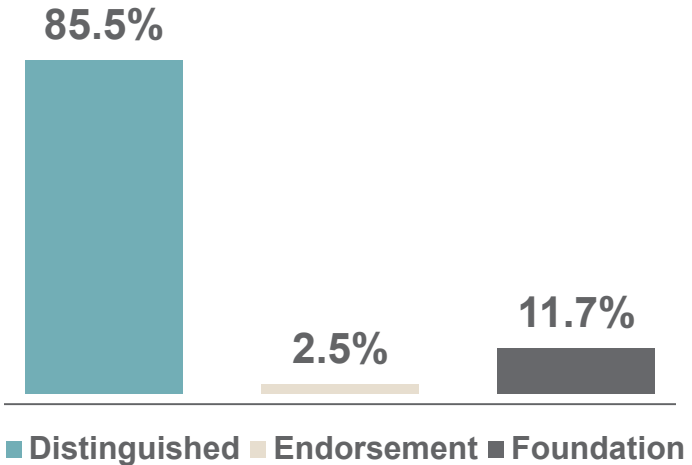
Class of 2021 Graduation Profile



Ethnicity



Graduation Type



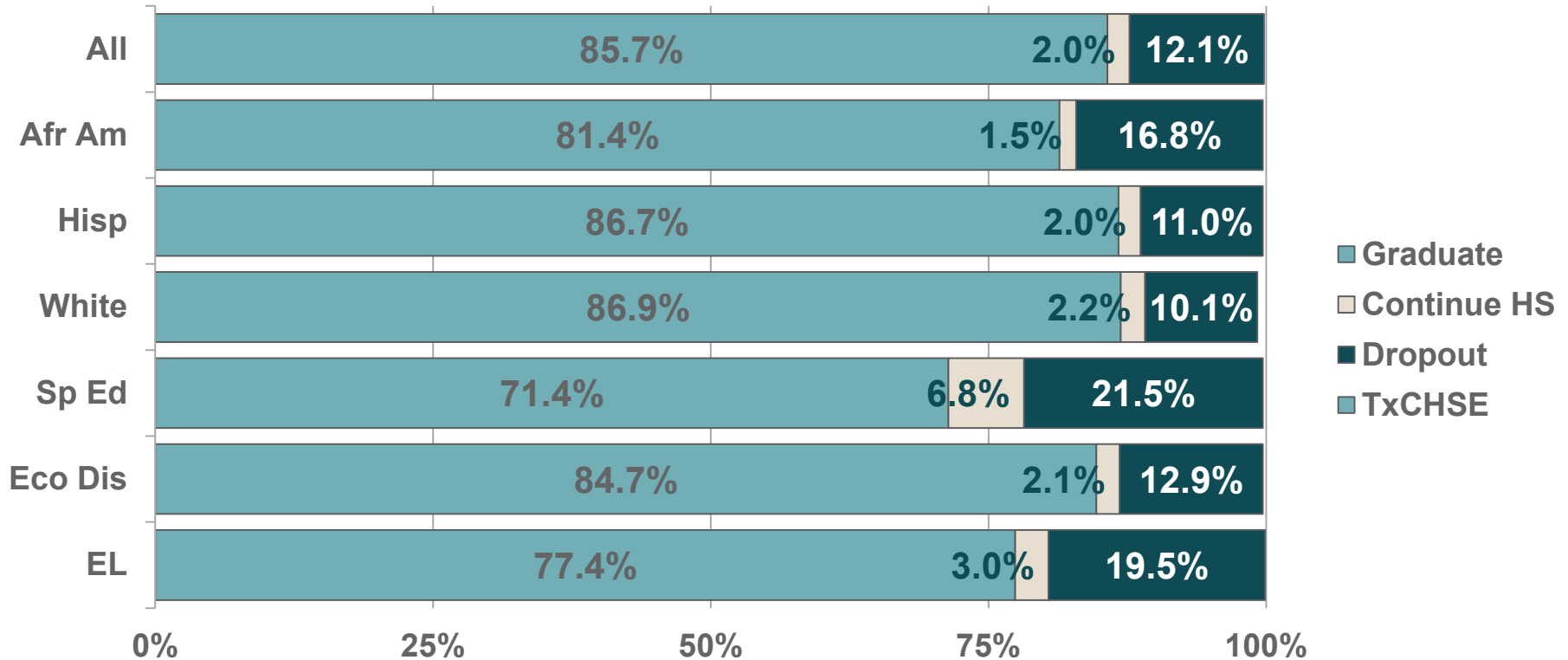
Number in Graduating Class

Eco Dis	3,736
EB\EL	797
SPED	365

Total Graduates: 4,629

4-Year Longitudinal Graduation Rate (Grades 9-12)

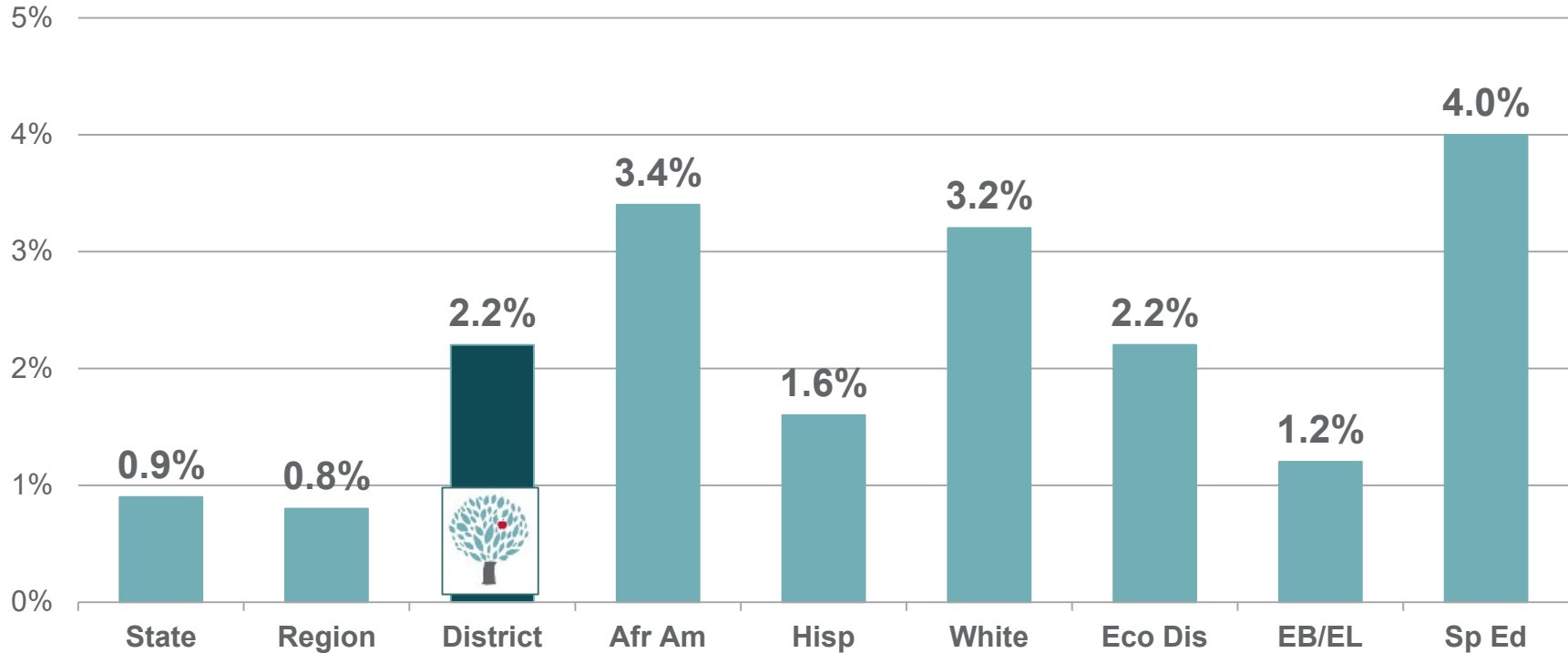
Class of 2021 Cohort



TxCHSE values are <1%

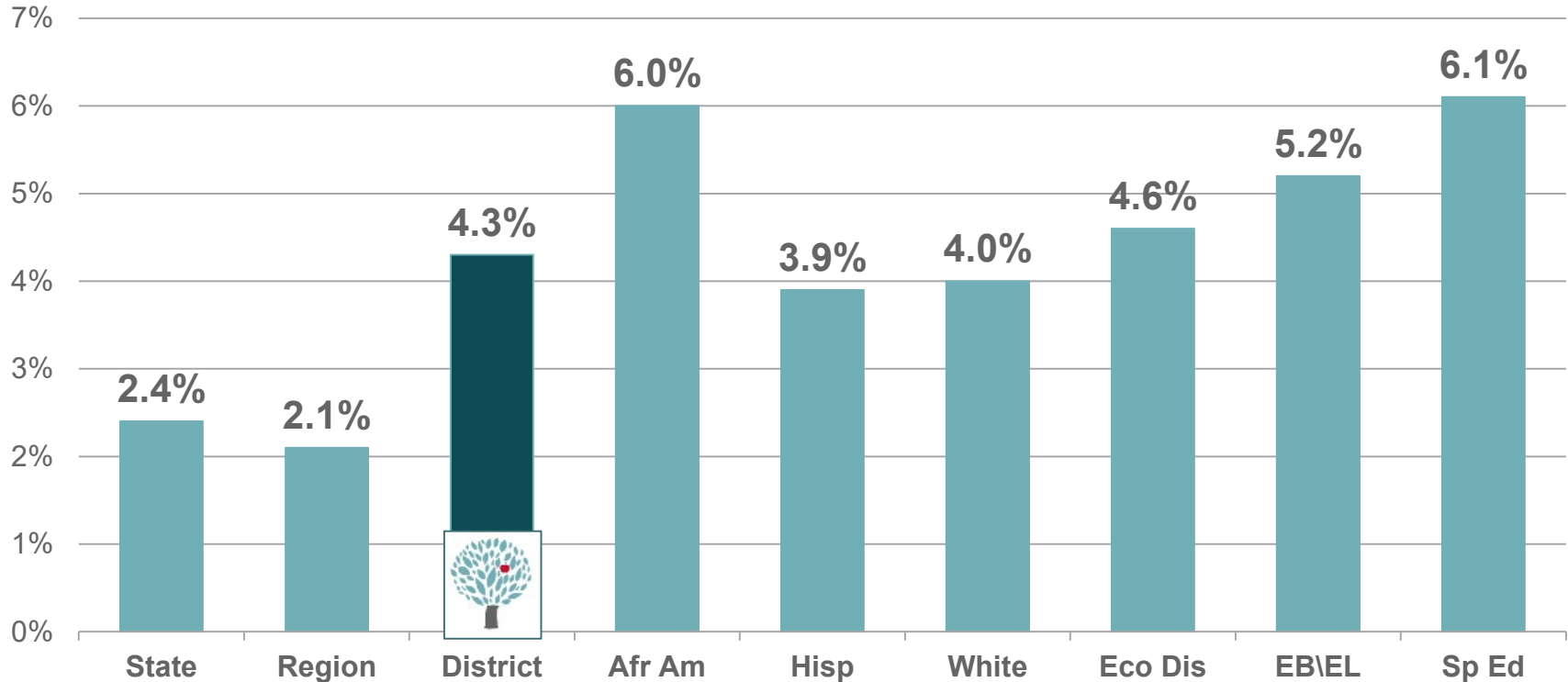
Annual Dropout Rate (Grades 7-8)

2020-21 School Year



Annual Dropout Rate (Grades 9-12)

2020-21 School Year



College, Career, & Military Ready (CCMR) Graduates

College Ready

- Meet criteria on AP/IB exams
- Meet TSI criteria (SAT/ACT/TSIA) in reading and mathematics
- Complete a college prep course offered by a partnership between a district and higher education institution as required from HB5
- Complete a course for dual credit
- Complete an OnRamps course
- Earn an associate's degree

Career Ready

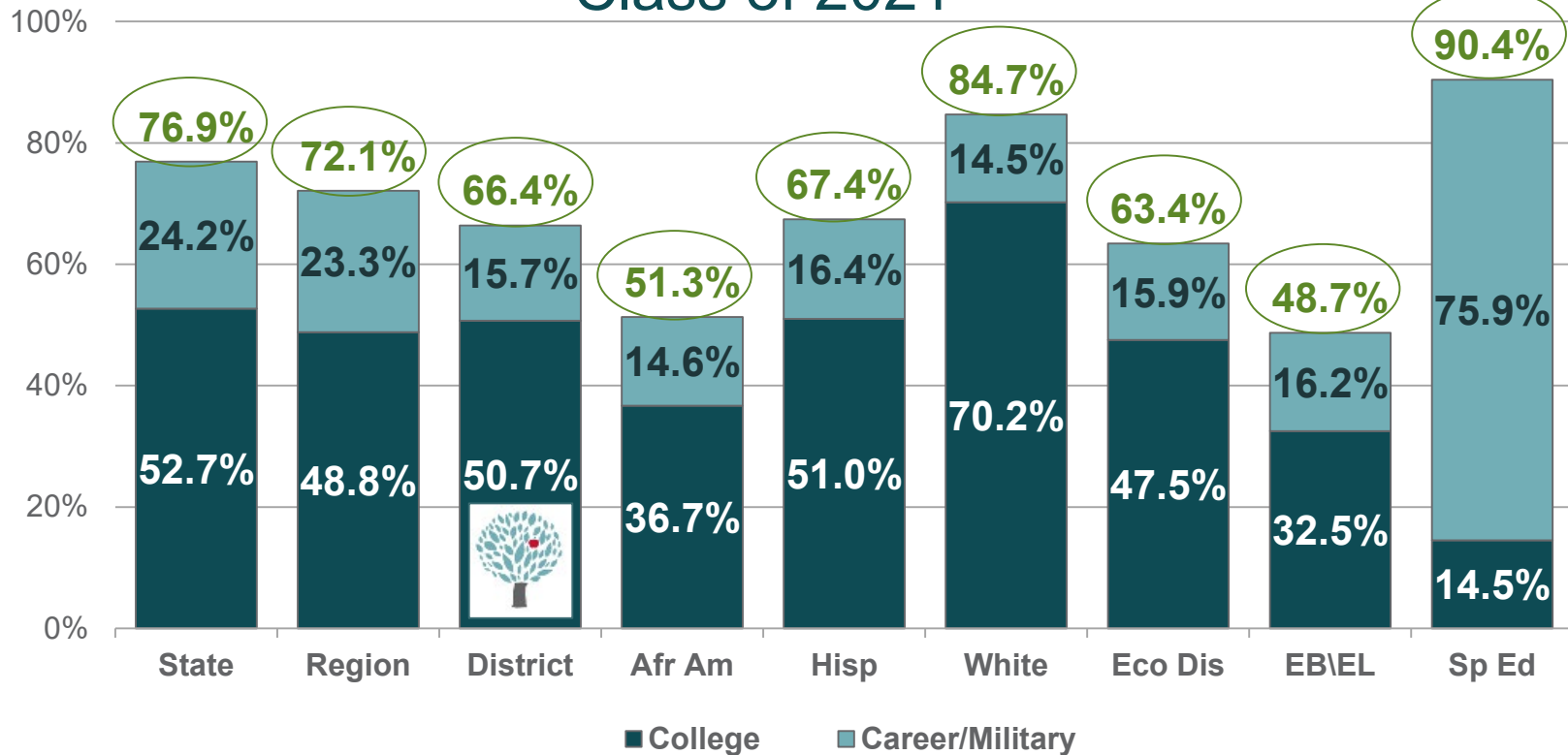
- Earn industry certification
- Be admitted to post-secondary industry certification program
- Graduate with completed IEP and workforce readiness, or on an advanced degree plan

Military Ready

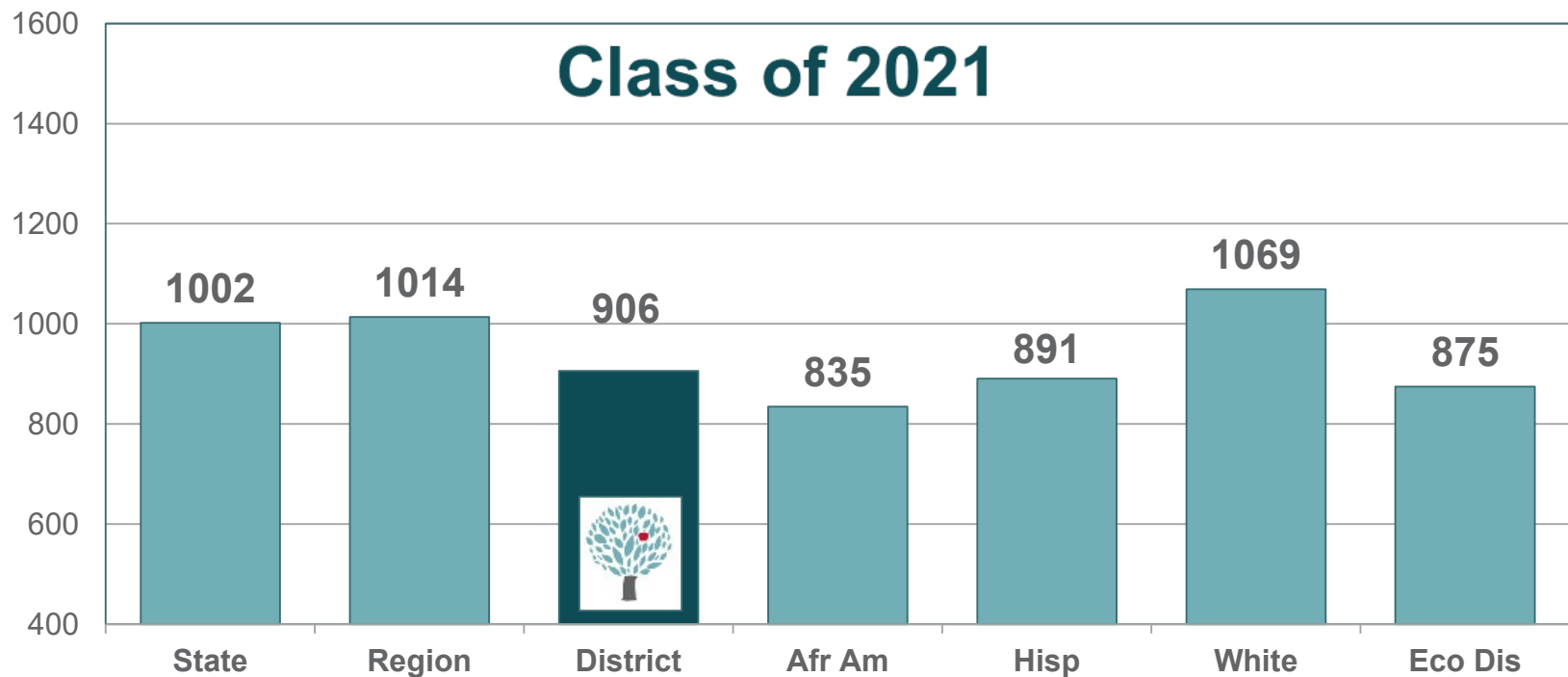
Enlist in the United States Armed Forces

College, Career, & Military Ready (CCMR) Graduates

Class of 2021



Average SAT Score, All Subjects



*Highest possible score of 1600 in Math and Evidence-based Reading & Writing

- Texas statute (TEC 39.053) requires every district to publish an annual report on violent and criminal incidents at campuses in the district
- The report must include:
 - *Data on Violent and Criminal incidents 2021-2022*
 - *Information concerning school violence prevention and intervention policies and procedures used by the district*
 - *Findings that result from Safe and Drug-Free Schools and Communities Act*

Violent & Criminal Incidents

<i>TEA Discipline Report: FWISD Annual District Summary</i>	2018-19	2019-20	2020-21	2021-22
21-VIOLATED LOCAL CODE OF CONDUCT	22,798	14,323	3,464	17,522
02-CONDUCT PUNISHABLE AS A FELONY	71	54	10	78
36-FELONY CONTROLLED SUBS VIOLATION	43	18	N/A	45
04-CONTROLLED SUBSTANCE/DRUGS	144	21	N/A	32
09-TITLE 5 FELONY - OFF CAMPUS	37	18	11	16
26-TERRORISTIC THREAT	25	12	N/A	34
41-FIGHTING/MUTUAL COMBAT - Citation	30	107	21	36
28-ASSAULT-NONDISTRICT EMPLOYEE	152	128	25	193

Violence Prevention

- The Safe & Drug-Free Schools and Communities Act encourages the development of strategies that prevent violence in and around schools, of ways to strengthen programs that prevent the illegal use of alcohol, tobacco or drugs, and to increase parent involvement.

Violence Prevention

- **FWISD Board Policy and District procedures include policies for prevention, training, and enforcement concerning behavior.**
- **FWISD uses strategies including:**
 - Safety and Security building protocols
 - *Friends 4 Life* reporting platform for student safety concerns
 - Student Support Plans
 - Youth Mental Health First Aid training
 - *Suicide prevention training and other resources to promote school safety and promote safe learning environments (pending active consent through enrollment packet)

- **Central and Campus Teams with representation from Safety and Security, School Leadership, Student Support Services, Law Enforcement, Special Populations**
 - Comprehensive Threat Assessment tool (online)
 - Meet regularly to review cases and assure plans are completed on previous assessment.
 - Determine if a student's progress has been successful enough to discontinue services.
 - Revise or revisit the support plan if needed to ensure student success.

FWISD Statistics



SUICIDE RISK ASSESSMENTS

SCHOOL YEAR	STUDENTS
21-22	1372
20-21	545
19-20	1463
22-23 mid year	502

VIOLENCE RISK ASSESSMENT

SCHOOL YEAR	STUDENTS
21-22	361
20-21	82
19-20	210
22-23 mid year	124/ 12 Threat Assessment

SUICIDE

SCHOOL YEAR	STUDENTS
21-22	2
20-21	3
19-20	4
22-23 mid year	2

HOMICIDE

SCHOOL YEAR	STUDENTS
21-22	4
20-21	6
22-23 mid year	5

2021-2022 Financial Report

<https://tea.texas.gov/financialstandardreports/>

High School Graduates from Class of 2020

Enrolled in Texas Public or Independent Higher Education in fall 2021



FWISD	Total Graduates	GPA for 1 st Year in Public Higher Education in Texas					
		< 2.0	2.0 – 2.49	2.5 – 2.99	3.0 – 3.49	> 3.5	Unknown
Four-Year Public University	611	157	81	96	116	145	15
Two-Year Public Colleges	694	275	84	78	103	105	46
Independent Colleges & Universities	174						
Not Trackable	913						
Not Found	2328						
Total High School Graduates	4720	*Not including unknown students, 60% of FWISD students have a GPA of 2.5 or above after their 1 st year at a four-year public university.					



High School Graduates from Class of 2020

Enrolled in Texas Public or Independent Higher Education in fall 2021



ARLINGTON HEIGHTS HS	Total Graduates	GPA for 1 st Year in Public Higher Education in Texas					
		< 2.0	2.0 – 2.49	2.5 – 2.99	3.0 – 3.49	> 3.5	Unknown
Four-Year Public University	72	16	6	6	16	25	3
Two-Year Public Colleges	74	27	9	9	10	12	7
Independent Colleges & Universities	14						
Not Trackable	79						
Not Found	181						
Total High School Graduates	420						

High School Graduates from Class of 2020

Enrolled in Texas Public or Independent Higher Education in fall 2021



BENBROOK HS	Total Graduates	GPA for 1 st Year in Public Higher Education in Texas					
		< 2.0	2.0 – 2.49	2.5 – 2.99	3.0 – 3.49	> 3.5	Unknown
Four-Year Public University	26	3	7	5	6	5	0
Two-Year Public Colleges	25	6	4	6	2	6	1
Independent Colleges & Universities	2						
Not Trackable	53						
Not Found	88						
Total High School Graduates	194						

High School Graduates from Class of 2020

Enrolled in Texas Public or Independent Higher Education in fall 2021



CARTER- RIVERSIDE HS	Total Graduates	GPA for 1 st Year in Public Higher Education in Texas					
		< 2.0	2.0 – 2.49	2.5 – 2.99	3.0 – 3.49	> 3.5	Unknown
Four-Year Public University	20	7	3	2	4	4	0
Two-Year Public Colleges	39	16	4	4	8	4	3
Independent Colleges & Universities	7						
Not Trackable	59						
Not Found	126						
Total High School Graduates	251						

High School Graduates from Class of 2020

Enrolled in Texas Public or Independent Higher Education in fall 2021



DIAMOND HILL- JARVIS HS	Total Graduates	GPA for 1 st Year in Public Higher Education in Texas					
		< 2.0	2.0 – 2.49	2.5 – 2.99	3.0 – 3.49	> 3.5	Unknown
Four-Year Public University	13	4	1	4	2	2	0
Two-Year Public Colleges	17	6	2	1	2	2	4
Independent Colleges & Universities	5						
Not Trackable	36						
Not Found	113						
Total High School Graduates	184						

High School Graduates from Class of 2020

Enrolled in Texas Public or Independent Higher Education in fall 2021



DUNBAR HS	Total Graduates	GPA for 1 st Year in Public Higher Education in Texas					
		< 2.0	2.0 – 2.49	2.5 – 2.99	3.0 – 3.49	> 3.5	Unknown
Four-Year Public University	22	11	3	4	4	0	0
Two-Year Public Colleges	18	9	2	1	4	0	2
Independent Colleges & Universities	4						
Not Trackable	20						
Not Found	100						
Total High School Graduates	164						

High School Graduates from Class of 2020

Enrolled in Texas Public or Independent Higher Education in fall 2021



EASTERN HILLS HS	Total Graduates	GPA for 1 st Year in Public Higher Education in Texas					
		< 2.0	2.0 – 2.49	2.5 – 2.99	3.0 – 3.49	> 3.5	Unknown
Four-Year Public University	23	9	1	4	4	5	0
Two-Year Public Colleges	25	15	6	1	2	1	0
Independent Colleges & Universities	2						
Not Trackable	32						
Not Found	131						
Total High School Graduates	213						

High School Graduates from Class of 2020

Enrolled in Texas Public or Independent Higher Education in fall 2021



MARINE CREEK COLLEGIATE HS	Total Graduates	GPA for 1 st Year in Public Higher Education in Texas					
		< 2.0	2.0 – 2.49	2.5 – 2.99	3.0 – 3.49	> 3.5	Unknown
Four-Year Public University	32	5	2	9	4	9	3
Two-Year Public Colleges	12	5	1	0	1	3	2
Independent Colleges & Universities	13						
Not Trackable	3						
Not Found	27						
Total High School Graduates	87						

High School Graduates from Class of 2020

Enrolled in Texas Public or Independent Higher Education in fall 2021



NORTH SIDE HS	Total Graduates	GPA for 1 st Year in Public Higher Education in Texas					
		< 2.0	2.0 – 2.49	2.5 – 2.99	3.0 – 3.49	> 3.5	Unknown
Four-Year Public University	29	10	6	3	6	4	0
Two-Year Public Colleges	45	17	4	4	9	9	2
Independent Colleges & Universities	8						
Not Trackable	107						
Not Found	175						
Total High School Graduates	364						

High School Graduates from Class of 2020

Enrolled in Texas Public or Independent Higher Education in fall 2021



O D WYATT HS	Total Graduates	GPA for 1 st Year in Public Higher Education in Texas					
		< 2.0	2.0 – 2.49	2.5 – 2.99	3.0 – 3.49	> 3.5	Unknown
Four-Year Public University	13	5	1	2	4	0	1
Two-Year Public Colleges	33	17	3	3	3	4	3
Independent Colleges & Universities	10						
Not Trackable	72						
Not Found	160						
Total High School Graduates	288						

High School Graduates from Class of 2020

Enrolled in Texas Public or Independent Higher Education in fall 2021



PASCHAL HS	Total Graduates	GPA for 1 st Year in Public Higher Education in Texas					
		< 2.0	2.0 – 2.49	2.5 – 2.99	3.0 – 3.49	> 3.5	Unknown
Four-Year Public University	113	15	19	16	22	37	4
Two-Year Public Colleges	99	30	15	13	12	23	6
Independent Colleges & Universities	28						
Not Trackable	61						
Not Found	273						
Total High School Graduates	574						

High School Graduates from Class of 2020

Enrolled in Texas Public or Independent Higher Education in fall 2021



POLYTECHNIC HS	Total Graduates	GPA for 1 st Year in Public Higher Education in Texas					
		< 2.0	2.0 – 2.49	2.5 – 2.99	3.0 – 3.49	> 3.5	Unknown
Four-Year Public University	14	8	2	1	1	2	0
Two-Year Public Colleges	27	10	7	2	3	3	2
Independent Colleges & Universities	6						
Not Trackable	54						
Not Found	170						
Total High School Graduates	271						

High School Graduates from Class of 2020

Enrolled in Texas Public or Independent Higher Education in fall 2021



SOUTH HILLS HS	Total Graduates	GPA for 1 st Year in Public Higher Education in Texas					
		< 2.0	2.0 – 2.49	2.5 – 2.99	3.0 – 3.49	> 3.5	Unknown
Four-Year Public University	38	16	5	6	7	3	1
Two-Year Public Colleges	82	43	7	8	11	11	2
Independent Colleges & Universities	13						
Not Trackable	75						
Not Found	230						
Total High School Graduates	438						

High School Graduates from Class of 2020

Enrolled in Texas Public or Independent Higher Education in fall 2021



SOUTHWEST HS	Total Graduates	GPA for 1 st Year in Public Higher Education in Texas					
		< 2.0	2.0 – 2.49	2.5 – 2.99	3.0 – 3.49	> 3.5	Unknown
Four-Year Public University	39	12	7	5	8	7	0
Two-Year Public Colleges	45	21	4	4	10	2	4
Independent Colleges & Universities	14						
Not Trackable	50						
Not Found	143						
Total High School Graduates	291						

High School Graduates from Class of 2020

Enrolled in Texas Public or Independent Higher Education in fall 2021



SUCCESS HS	Total Graduates	GPA for 1 st Year in Public Higher Education in Texas					
		< 2.0	2.0 – 2.49	2.5 – 2.99	3.0 – 3.49	> 3.5	Unknown
Four-Year Public University	1						
Two-Year Public Colleges	3						
Independent Colleges & Universities	1						
Not Trackable	55						
Not Found	60						
Total High School Graduates	120						

High School Graduates from Class of 2020

Enrolled in Texas Public or Independent Higher Education in fall 2021



TARRANT CO COLLEGE SOUTH COLLEGIATE HS	Total Graduates	GPA for 1 st Year in Public Higher Education in Texas					
		< 2.0	2.0 – 2.49	2.5 – 2.99	3.0 – 3.49	> 3.5	Unknown
Four-Year Public University	29	9	5	4	4	7	0
Two-Year Public Colleges	12	6	2	1	2	1	0
Independent Colleges & Universities	3						
Not Trackable	6						
Not Found	24						
Total High School Graduates	74						

High School Graduates from Class of 2020

Enrolled in Texas Public or Independent Higher Education in fall 2021



TEXAS ACADEMY OF BIOMEDICAL HS	Total Graduates	GPA for 1 st Year in Public Higher Education in Texas					
		< 2.0	2.0 – 2.49	2.5 – 2.99	3.0 – 3.49	> 3.5	Unknown
Four-Year Public University	41	7	3	7	10	14	0
Two-Year Public Colleges	5	3	0	0	0	1	1
Independent Colleges & Universities	11						
Not Trackable	26						
Not Found	9						
Total High School Graduates	92						

High School Graduates from Class of 2020

Enrolled in Texas Public or Independent Higher Education in fall 2021



TRIMBLE TECHNICAL HS	Total Graduates	GPA for 1 st Year in Public Higher Education in Texas					
		< 2.0	2.0 – 2.49	2.5 – 2.99	3.0 – 3.49	> 3.5	Unknown
Four-Year Public University	47	8	5	12	10	12	0
Two-Year Public Colleges	92	26	11	14	19	17	5
Independent Colleges & Universities	17						
Not Trackable	74						
Not Found	178						
Total High School Graduates	408						

High School Graduates from Class of 2020

Enrolled in Texas Public or Independent Higher Education in fall 2021



WESTERN HILLS HS	Total Graduates	GPA for 1 st Year in Public Higher Education in Texas					
		< 2.0	2.0 – 2.49	2.5 – 2.99	3.0 – 3.49	> 3.5	Unknown
Four-Year Public University	19	6	2	3	1	6	1
Two-Year Public Colleges	28	14	3	5	2	3	1
Independent Colleges & Universities	8						
Not Trackable	38						
Not Found	119						
Total High School Graduates	212						

High School Graduates from Class of 2020

Enrolled in Texas Public or Independent Higher Education in fall 2021



YOUNG MEN'S LEADERSHIP ACADEMY	Total Graduates	GPA for 1 st Year in Public Higher Education in Texas					
		< 2.0	2.0 – 2.49	2.5 – 2.99	3.0 – 3.49	> 3.5	Unknown
Four-Year Public University	5	4	1	0	0	0	0
Two-Year Public Colleges	8	3	0	1	2	1	1
Independent Colleges & Universities	5						
Not Trackable	6						
Not Found	13						
Total High School Graduates	37						

High School Graduates from Class of 2020

Enrolled in Texas Public or Independent Higher Education in fall 2021



YOUNG WOMEN'S LEADERSHIP ACADEMY	Total Graduates	GPA for 1 st Year in Public Higher Education in Texas					
		< 2.0	2.0 – 2.49	2.5 – 2.99	3.0 – 3.49	> 3.5	Unknown
Four-Year Public University	15	2	2	3	3	3	2
Two-Year Public Colleges	5	1	0	1	1	2	0
Independent Colleges & Universities	3						
Not Trackable	7						
Not Found	8						
Total High School Graduates	38						