



Lone Star Governance

Goal 2 Progress Report

Board of Education
November 7, 2023





Goal 2: Early Mathematics

Board Outcome Goal 2: Early Math - Grade 3

Increase the percentage of 3rd grade students who score at *Meets Grade Level* or Above on STAAR Math from **33%** to **45%** by August 2024.

Overall GPM Evaluation:

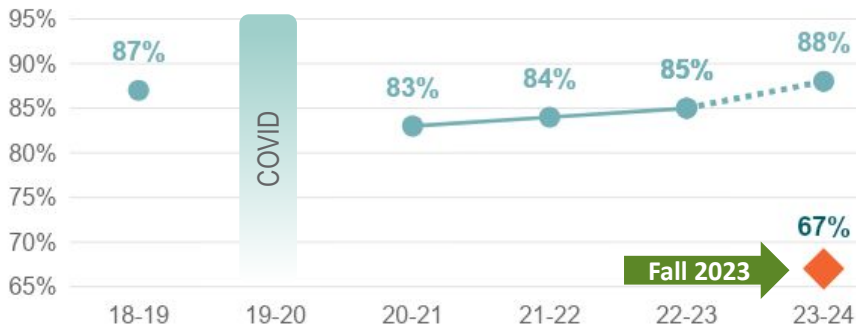
Fall Update

Goal Progress Measure 2.1: Circle - Grade Pre-K

Increase the percentage of Pre-K students who score *On Track* on Circle Math from **87%** to **88%** by June 2024.

- Percent of Pre-K students “On Track” at the beginning of year demonstrated a **steady increase** each year.
- Spring 2023 end of year outcomes, demonstrates **we are closing gaps** when compared to Pre-Covid.

English &
Spanish



Goal Progress Measure 2.1: Closing the Gaps Student Groups Yearly Targets

School Year	All	African American	Hispanic	White	Amer Indian	Asian	Pacific Islander	Two More Races	Econ Disadv	EB (Current)	Special Ed
2023-24 EOY Goals	88%	84%	86%	94%	--	92%	--	92%	87%	86%	67%
BOY Fall 2023	67%	69%	62%	90%	--	74%	--	80%	63%	57%	61%

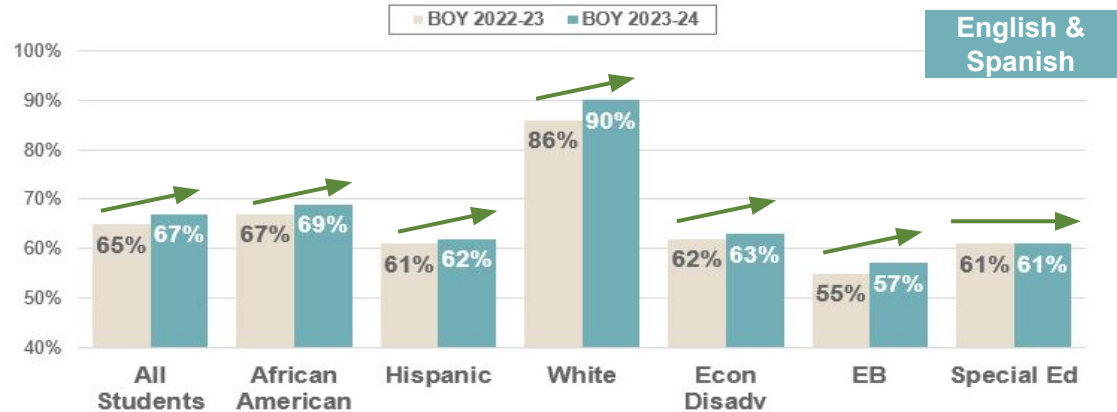
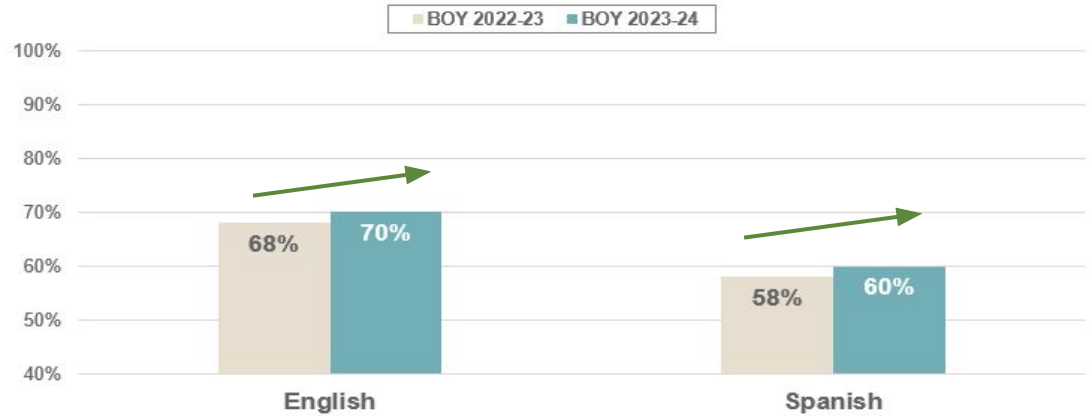
Goal Progress Measure 2.1: Circle – Grade Pre-K

Percentage On Track for Early Math - Pre-K (Circle)

- Pre-K students considered ***On Track***, increased from **65% to 67%** with English and Spanish combined.

- English **+2%** points
- Spanish **+2%** points

- All student groups **maintained steady or demonstrated increases** compared to last fall.



Board Outcome Goal 2: Early Math - Grade 3

Increase the percentage of 3rd grade students who score at *Meets Grade Level* or Above on STAAR Math from **33%** to **45%** by August 2024.

Overall GPM Evaluation:

Fall Update

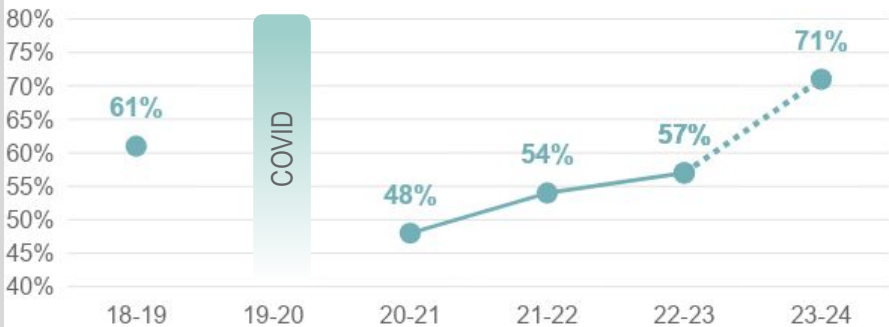
Goal Progress Measure 2.2: MAP Growth Math - Grades 1-3

Increase the percentage of Grade 1 - Grade 3 students who score *Meet* or exceed **projected growth** on NWEA MAP Growth Math from **61%** to **71%** by June 2024.

Growth goals are calculated from beginning of year to end of year.

The Middle of Year (MOY) Progress toward the end of year growth goal will be presented in February.

Tested in English



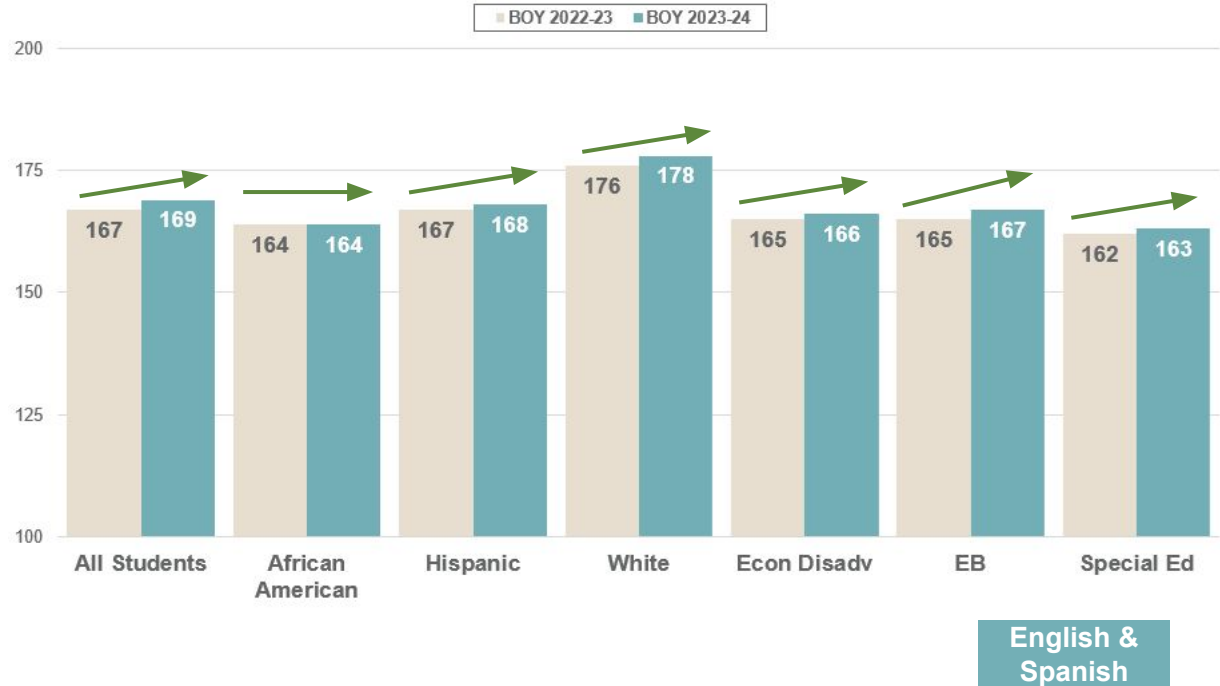
Goal Progress Measure 2.2: Closing the Gaps Student Groups Yearly Targets

School Year	All	African American	Hispanic	White	Amer Indian	Asian	Pacific Islander	Two More Races	Econ Disadv	EB (Current)	Special Ed
2023-24 Goals	71%	62%	72%	80%	--	80%	--	78%	70%	74%	61%

Goal Progress Measure 2.2: MAP Growth Math – Grades 1-3

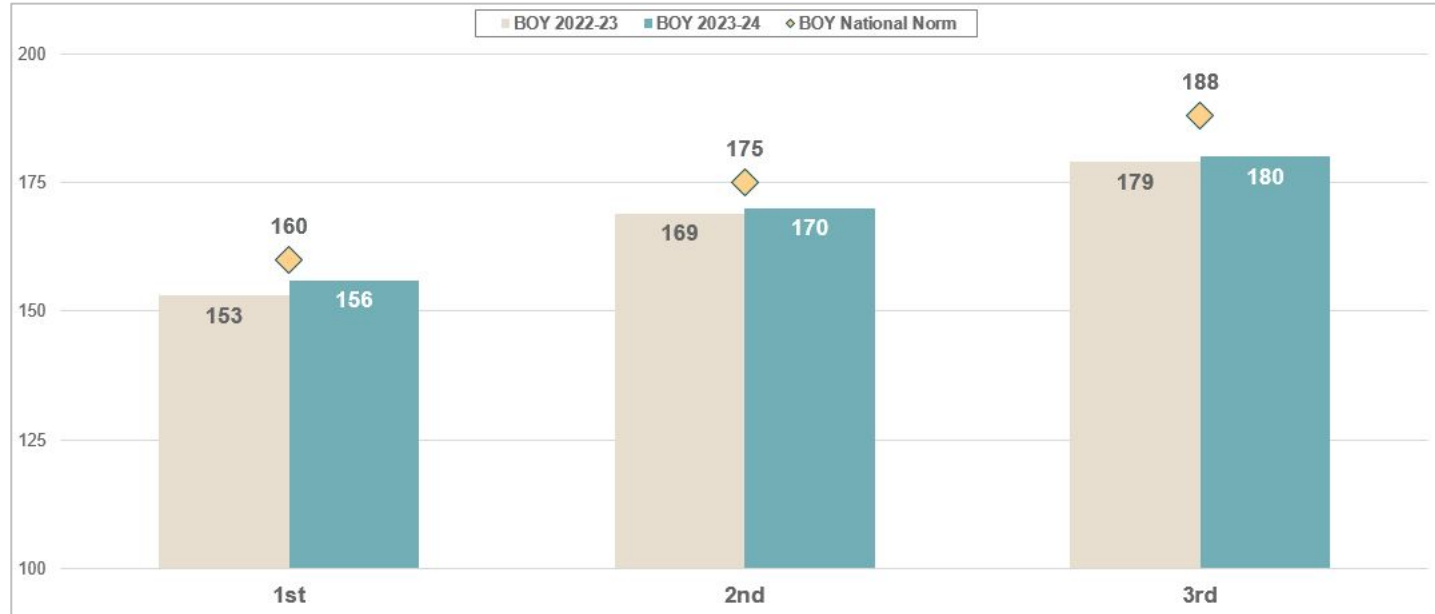
Average Achievement for Math – Grades 1-3

- The achievement level for *All Students* in fall 2023 is **+2%** points higher than fall 2022.
- All student groups maintained **steady** or **increased** as compared to last year, by **+1%** to **+2%**.



Goal Progress Measure 2.2: MAP Growth Math – Grades 1-3

Average Achievement for Math by Grade Level – Grades 1-3



Tested in
English

Board Outcome Goal 2: Early Math - Grade 3

Increase the percentage of 3rd grade students who score at *Meets Grade Level* or Above on STAAR Math from **33%** to **45%** by August 2024.

Overall GPM Evaluation:

Fall Update

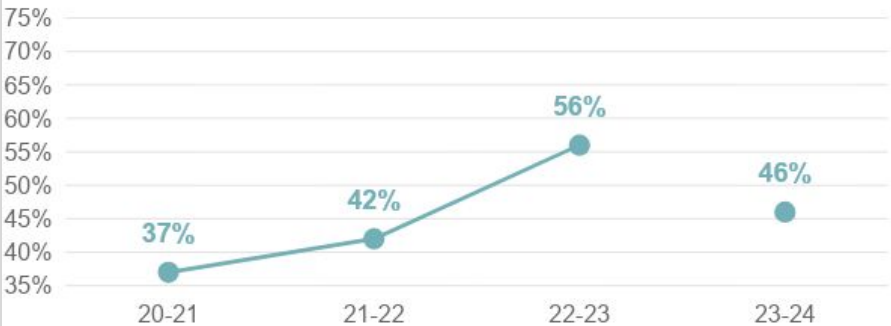
Goal Progress Measure 2.3: MAP Growth Math - Grade Kindergarten

Increase the percentage of Kindergarten students who score *Meet* or exceed **projected growth** on NWEA MAP Growth Math from **37%** to **46%** by June 2024.

Growth goals are calculated from beginning of year to end of year.

The Middle of Year (MOY) Progress toward the end of year growth goal will be presented in February.

Tested in
English



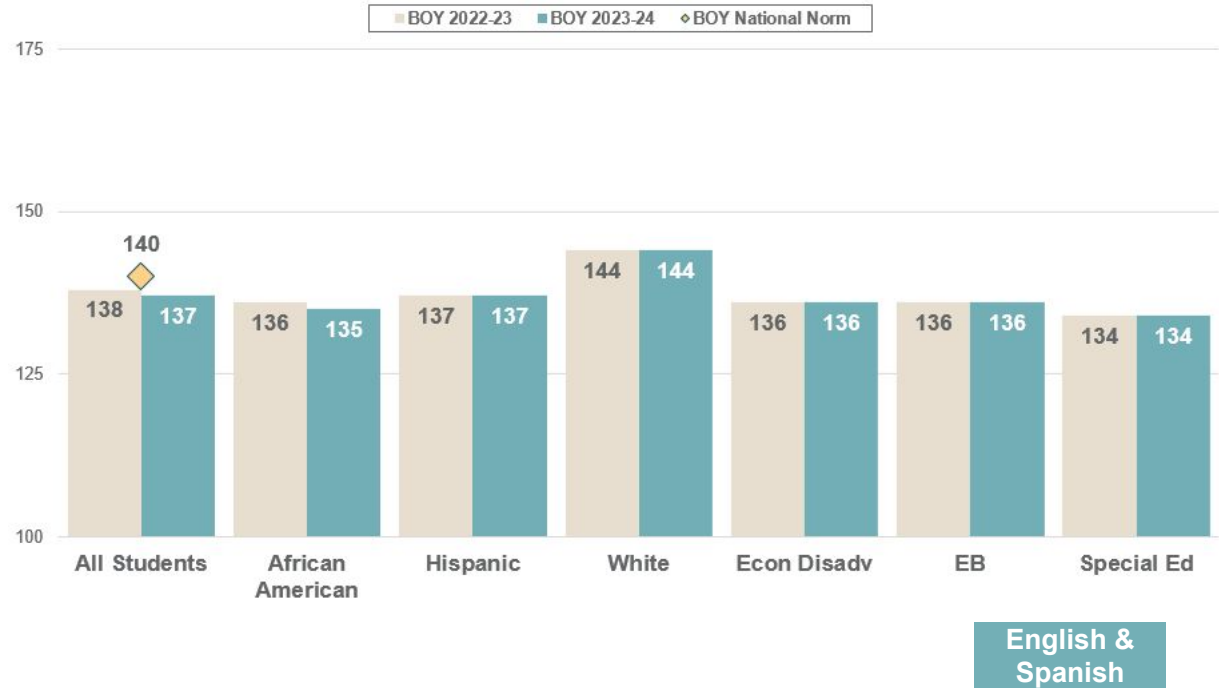
Goal Progress Measure 2.3: Closing the Gaps Student Groups Yearly Targets

School Year	All	African American	Hispanic	White	Amer Indian	Asian	Pacific Islander	Two More Races	Econ Disadv	EB (Current)	Special Ed
2023-24 Goals	46%	45%	45%	57%	--	52%	--	46%	46%	47%	39%

Goal Progress Measure 2.3: MAP Growth Math – Grade KG

Average Achievement for MAP Math - KG

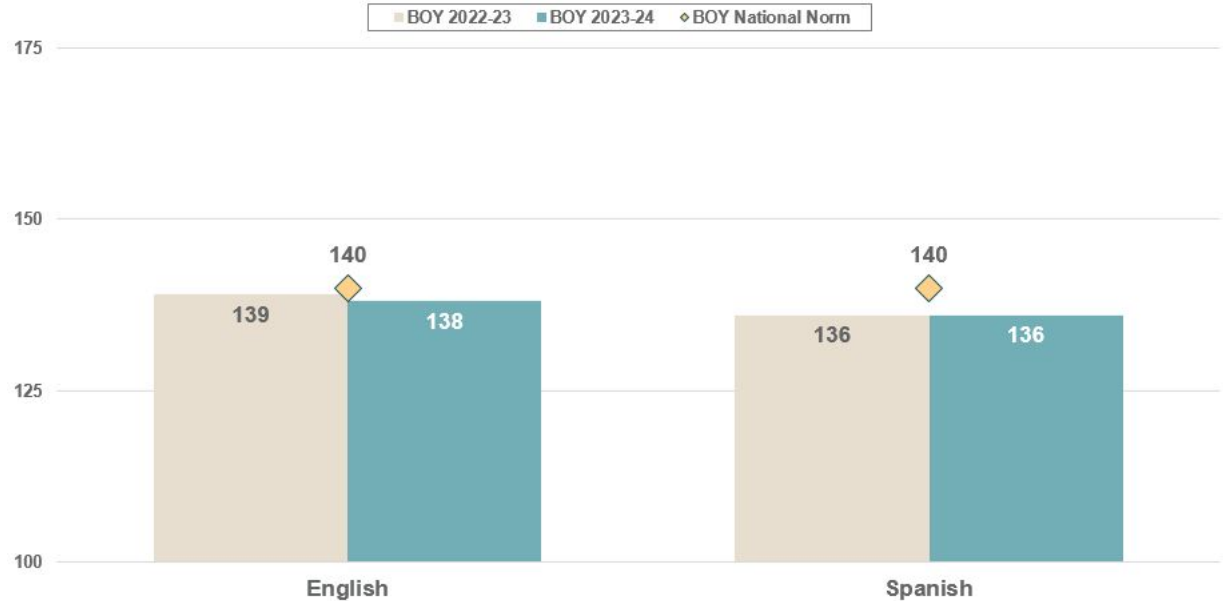
- The achievement level for **All Students** in Kindergarten for fall 2023 remained close to 2022 performance with a **1%** difference.
- All student groups maintained steady performance, with our African American group demonstrating a **1%** difference as compared to fall 2022.



Goal Progress Measure 2.3: MAP Growth Math – Grade KG

Average Achievement for MAP Math - KG

- The achievement level for *All Students* testing in English in fall 2023 maintained an almost steady performance with a **1%** difference as compared to fall of 2022.
- The achievement level for *All Students* testing in Spanish in fall 2023 as compared to fall of 2022 maintained steady.



Forward Thinking

High Quality Instructional Materials (HQIM)

- **Effective implementation** district-wide of **HQIM** with embedded supports
- **Calibrating** all **district support teams** to ensure a deep level of **coherent support** to all campuses
- Build **district-wide capacity** around the **meaning** and **purpose** of **HQIM**

Enhance Professional Development

- **Invest in continuous professional development** such as Curriculum Collaborations, PLC, Data Driven Instruction
- **Differentiated Supports** aligned with our Tiered Modeled Approach (Opportunity Zone Schools and Opportunity Student Groups)
- **FLEX Days** and District Professional Learning Days (**DSC Learning Day**)

Principal: Ms. Alexandra Montes

VERSIA WILLIAMS ELEMENTARY SCHOOL



Professional Learning Communities

- Standards Alignment
- Data Driven Instruction

High Quality Instructional Materials

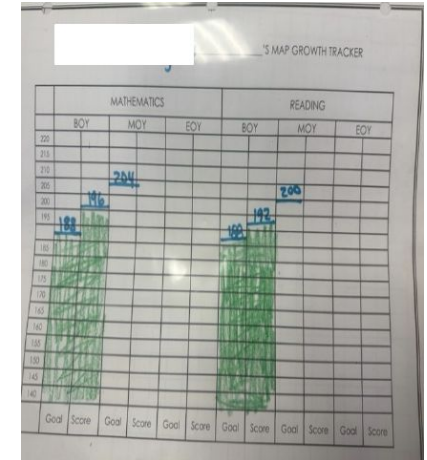




- Eureka
- DreamBox

Goal Setting Processes

- Campus
- Teachers
- Students

Progress Monitoring

- High Leverage Items
- Systems
- Transparency





www.fwisd.org