



Canvas Parent Observer Accounts

Parents can be an observer for their student's Canvas courses by linking their Canvas account to their student's account. This allows parents to see course content, assignments, and announcements.

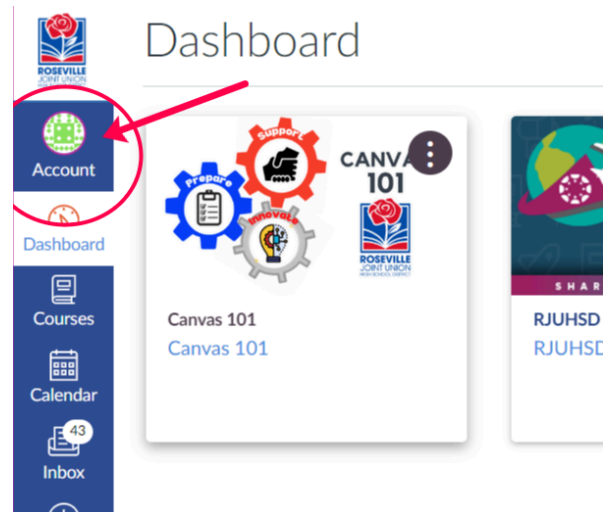


How to set up an Observer Account

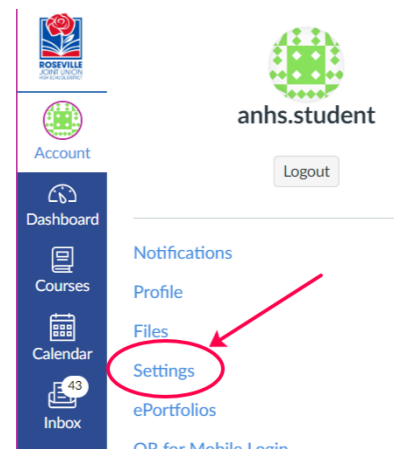
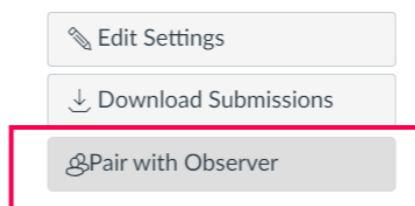
Video instructions: bit.ly/rjuhsd-observer

1. Get the Pairing Code from your student's Canvas profile

- Have your student log into Canvas and go into their **Account** (upper left corner of their dashboard)
- Click **"Settings"**
- On the lower right side, click **"Pair with Observer"**



- Click **"Settings"**
- On the lower right side, click **"Pair with Observer"**



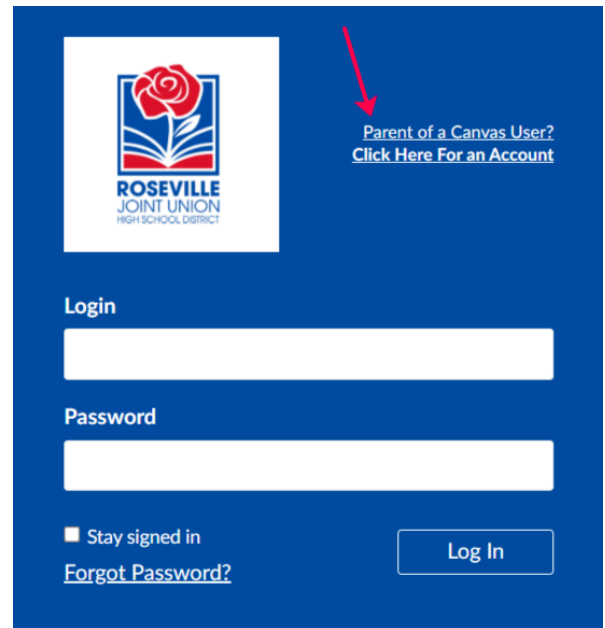
- Copy the Pairing Code (*it's case sensitive*)

Pair with Observer

Share the following pairing code with an observer to allow them to connect with you. This code will expire in seven days, or after one use.

zmijZ4

2. Go to: rjuhsd.instructure.com/login/canvas
and click **Parent of a Canvas User?**



ROSEVILLE
JOINT UNION
HIGH SCHOOL DISTRICT

Parent of a Canvas User?
Click Here For an Account

Login

Password

☐ Stay signed in
[Forgot Password?](#)

Log In

3. Enter your Parent Signup Details

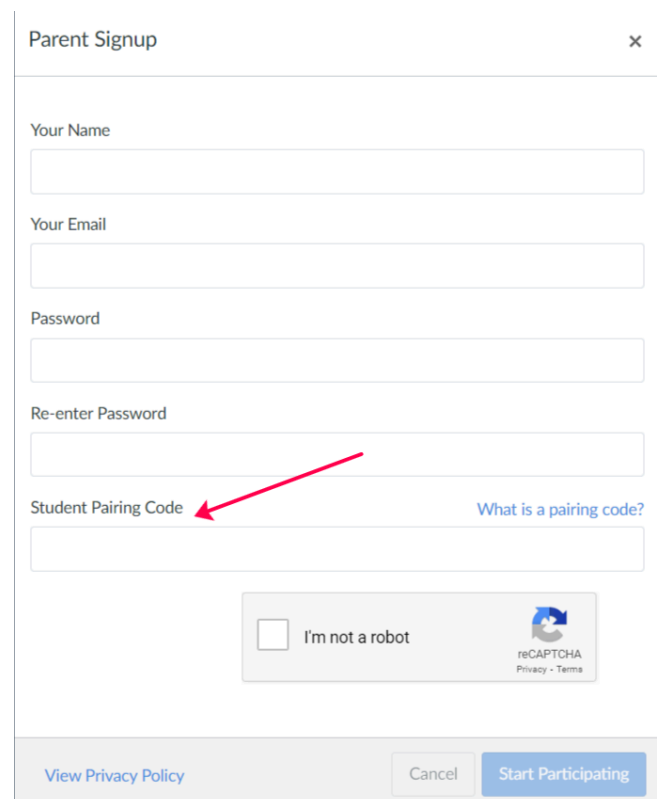
Name, Email, Password

Paste (or type) in the
Student Pairing Code
from Part 1.

Note that it's case sensitive

*Complete the Captcha to show
you're a human.*

Click ***“Start Participating”***



Parent Signup

Your Name

Your Email

Password

Re-enter Password

Student Pairing Code [What is a pairing code?](#)

☐ I'm not a robot

reCAPTCHA
Privacy - Terms

[View Privacy Policy](#) [Cancel](#) [Start Participating](#)

Additional Resources: [Get the Canvas Parent mobile app](#)

Questions? Email us at: DLI@rjuhsd.us