School Bus Safety Activity Book

Inside Activities:

- Unscramble School Bus Words
- School Bus Rules Cross Word
- Missing Letter School Bus Safety Words
- Hidden School Bus Words
- Hidden Mistakes
- Coloring Pages
- Color by Number
- Craft Idea



pennsylvania
DEPARTMENT OF TRANSPORTATION
SPECIAL DRIVER PROGRAMS
www.state.pa.us

PUB 724 (3-14)

pennsylvania
DEPARTMENT OF TRANSPORTATION
www.dot.state.pa.us

Dear Teachers and Parents:

We, at PennDOT, take very seriously our role in ensuring the safety of your children as they travel to and from school. We work with school districts and their transportation providers to deliver school bus services that have student safety as the No. 1 priority. This partnership yields a high degree of safety for children on school buses. Still, especially when students leave the confines of the bus, we see children injured and just one such incident is one too many.

For our part, PennDOT requires school bus drivers to retest and retrain every four years in order to maintain their certification. Each October, during National School Bus Safety Week, PennDOT organizes “Operation Safe Stop.” This is a public awareness campaign to educate the motoring public that passing a stopped school bus is both dangerous and illegal. For your part, you can help by making sure your children and students know basic school bus safety rules. Here are some points to stress to them when you discuss being safe while going to and from the School Bus stop and while on the bus:

1. Be on time.
2. Never run to or from the bus.
3. Stand back from the curb.
4. Don’t push or shove.
5. Stay in your seat.
6. Don’t yell or shout.
7. Always obey the driver.
8. If you must cross the street, always do so at least 10 feet in front of the bus.
9. Never crawl under a school bus and never try to pick up a dropped article near the bus.

This activity book covers these safety rules and we hope your children will find it fun to use as they learn its important messages.

Sincerely,

Kara N. Templeton, Director
Bureau of Driver Licensing

Fun School Bus Facts

- Most school bus seats are 39 inches wide.
- There are approximately 450,000 public school buses.
- U.S. students get on and off a school bus 20 billion times each school year.
- The first form of transportation for school students was a horse drawn wagon, which was borrowed from local farmers.
- The basic design of the Large Yellow Bus has not been changed since 1977.

School Bus Rules Crossword

Use the word bank to answer the questions and fill in the School Bus Rules on the crossword below.



WORD BANK

ARMS
BUS
FEET
HANDS
LISTEN
PUSH
RUN
SHOVE
SIT
STREET
TIME
CRAWL

ACROSS/DOWN

1 & 2. Don't (1) _ _ _ _ or (2) _ _ _ _ _ while getting on the bus.
9 & 10. Don't put (9) _ _ _ _ _ or (10) _ _ _ _ out of the bus window.

ACROSS

3. Never _ _ _ _ _ under the school bus.
6. Look both ways before crossing the _ _ _ _ _ _.
11. Always cross at least ten _ _ _ _ in front of the bus.
12. Wait until the _ _ _ stops to get off.

DOWN

4. Never _ _ _ to or from the bus.
5. It is important to _ _ _ _ _ _ to the school bus driver.
7. Always be on _ _ _ _ for the school bus.
8. Always _ _ _ in your assigned seat.



If your school uses a crossing guard, remember to wait for him or her to wave before crossing the street.

Hidden School Bus Words

A school bus is made of many parts. Some of the school bus parts are listed below. Can you find these words in the puzzle below? They can be spelled across, backwards diagonal, or they might be up or down.

DRIVER	LIGHTS	SEAT	TIRES
DOOR	MIRRORS	STEPS	YELLOW
EXIT	MOTOR	STOP SIGN	WHEEL
BUMPER	QUIET	STUDENTS	WINDOW

N	Y	U	J	Q	M	Y	N	M	K	C	S	S	D
S	G	J	P	Q	A	R	S	S	E	A	T	F	X
R	N	I	H	F	E	W	W	O	I	U	N	T	M
E	O	T	S	V	N	L	T	W	S	M	E	I	O
Y	D	T	I	P	B	U	M	P	E	R	D	K	B
H	L	R	O	X	O	U	W	M	G	V	U	X	G
X	D	I	T	M	Y	T	G	H	T	W	T	M	V
T	Z	I	G	E	Z	U	S	H	E	M	S	I	O
L	X	M	L	H	P	K	R	W	I	E	N	R	D
E	Q	L	X	S	T	F	C	S	U	O	L	R	O
W	I	N	D	O	W	S	P	E	Q	Y	P	O	O
J	A	Z	E	I	Z	E	T	I	R	E	S	R	R
A	T	V	T	Y	T	D	G	B	R	K	R	S	P
R	T	O	O	S	C	Y	E	L	L	O	W	I	O

Coloring Page

Always obey the crossing guard.

School Bus Safety Words

Fill in the missing letters to spell the school bus safety words and message.

A	B	C	D	E	F	G	H	I	J	K	L	M
1	2	3	4	5	6	7	8	9	10	11	12	13
N	O	P	Q	R	S	T	U	V	W	X	Y	Z
14	15	16	17	18	19	20	21	22	23	24	25	26

1.	D __ N' __ (15, 20)	P __ S __ (21, 8)	A __ D (15)	S __ O __ E (8, 22)
2.	D __ N __ E __ (1, 7, 18)	Z __ N __ (15, 5)		
3.	B __ S (21)	S __ O __ (20, 16)		
4.	R __ D (5)	L __ G __ T __ (9, 8, 19)		
5.	F __ O __ T (18, 14)	B __ M __ E __ (21, 16, 18)		
6.	N __ V __ R (5, 5)	R __ N (21)		
7.	E __ E __ G __ N __ Y (13, 18, 5, 3)	D __ O __ (15, 18)		
8.	S __ E __ K (16, 1)	Q __ I __ T __ Y (21, 5, 12)		
9.	F __ L __ O __ (15, 12, 23)	T __ E (8)	B __ S (21)	R __ L __ S (21, 5)



Y __ U (15)	A __ E (18)	I __ (14)	T __ E (8)	M __ S __ (15, 20)	D __ N __ E __ (1, 7, 18)
W __ E __ (8, 14)	G __ T __ I __ G (5, 20, 14)	O __ (14)	A __ D (14)	G __ T __ I __ G (5, 20, 14)	
O __ F (6)	Y __ U __ (15, 18)	S __ H __ O __ (3, 15, 12)	B __ S. (21)		

Coloring Page

Always obey the school bus driver.

Unscramble the School Bus Words

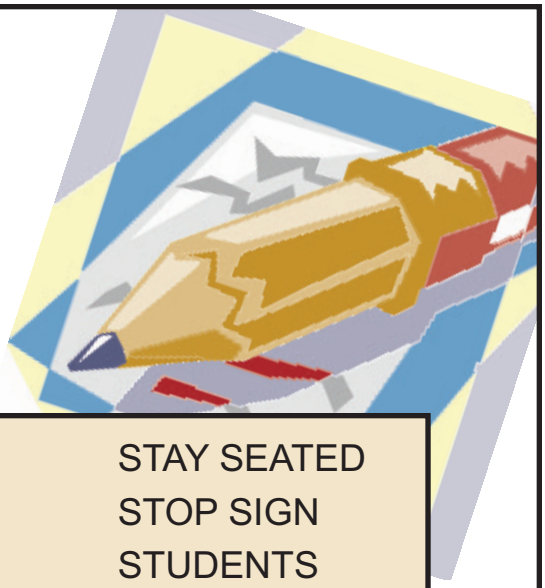

Use the word bank to unscramble the ten words below.

AISLE	EYE CONTACT	STAY SEATED
BUS STOP	LIGHTS	STOP SIGN
DANGER ZONE	BUS DRIVER	STUDENTS
EMERGENCY DOOR	SCHOOL	YELLOW

1. SOLCHO _____
2. UDTSNEST _____
3. SUB TPOS _____
4. USB REIVRD _____
5. WLEOLY _____
6. OPTS INGS _____
7. GRENAD NEOZ _____
8. MCYGERENE RODO _____
9. SLEIA _____
10. GTHILS _____
11. YATS AETDES _____
12. YEE NTOCATC _____

Wait for the Bus in a Single Line.



- Always wait for the bus in a single line.
- When getting on the bus, stay away from the danger zone, make eye contact with the bus driver, and wait for the driver's signal. Board the bus one at a time.
- Don't push or shove to get on or off the bus.

CRAFT IDEA

Egg Carton School Bus

Material:

- Lid (Top) of an Egg Carton
- Yellow Paint
- Black Construction Paper or 2 Lids from Milk Jugs (For Wheels)
- Black Marker
- OPTIONAL: Small Cutouts of People from Magazines, Coloring Books or Hand Drawn

Instructions:

- Cut the lid off an egg carton.
- Paint (or color with marker) the lid yellow.
- While paint is drying, cut 2 circles out of black construction paper.
- OPTIONAL: Also while the paint is drying, have the children cut small images of people from magazines or coloring books or let them draw their own.
- Once the paint is dry, glue on the wheels.
- OPTIONAL: Glue the images of people onto the bus.
- Write SCHOOL along the top of the bus.
- YOUR BUS IS NOW COMPLETE!!

ANSWER KEY

Page 2

School Bus Rules Crossword



Page 4

Hidden School Bus Words



Page 6

School Bus Safety Words

1. DON'T PUSH AND SHOVE
2. DANGER ZONE
3. BUS STOP
4. RED LIGHTS
5. FRONT BUMPER
6. NEVER RUN
7. EMERGENCY DOOR
8. SPEAK QUIETLY
9. FOLLOW THE BUS RULES

YOU ARE IN THE MOST DANGEROUS ZONE WHEN GETTING ON AND OFF THE SCHOOL BUS.

Page 8

Unscramble the School Bus Words

1. SCHOOL
2. STUDENTS
3. BUS STOP
4. BUS DRIVER
5. YELLOW
6. STOP SIGN
7. DANGER ZONE
8. EMERGENCY DOOR
9. AISLE
10. LIGHTS
11. STAY SEATED
12. EYE CONTACT

PA Department of Transportation
Special Driver Programs

Bureau of Driver Licensing
PO Box 68684
Harrisburg, PA 17106-8684

www.dmv.state.pa.us
email: RA-pdschoolbushelp@pa.gov