



Dear Families,

Since the beginning of kindergarten, your child has learned various reading strategies to help them tackle new and tricky words and has had many opportunities to explore stories of all kinds. Students have gained interest in various authors, genres, and series. They have developed valuable reading behaviors which we want to continue to encourage and support during the summer months.

Over the summer, it is extremely important for children to continue reading. This summer, I am encouraging your child to read for at least 20 minutes a day. Whether a child is reading to someone, with someone, or listening to a read aloud, they will be able to practice their comprehension skills, decoding skills, and fluency, while they continue to build their love for reading.

I have provided incoming first graders with an optional Summer Reading Challenge packet. Students can complete these activities as they read throughout the summer. These activities will help engage and motivate your child to continue reading over the summer. During the first week of first grade, students can turn in their reading challenge. I will be excited to hear all about the adventures they went on through reading over the summer.

Thank you for your continued support in your child's education. I look forward to a wonderful school year ahead!


*Kristin Jones*



# SUMMER READING

## Challenge

Name: \_\_\_\_\_









# On My Way to 1st Grade!

## June Reading Log

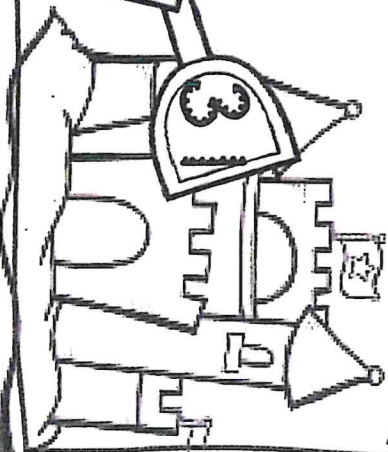



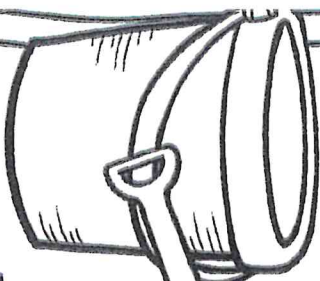
Color in a shell for every 20 minutes you read per day. Can you build a sand castle?



# On My Way to 1st Grade!

## July Reading Log

Color in a shovel for every 20 minutes you read per day. Can you build a sand castle?

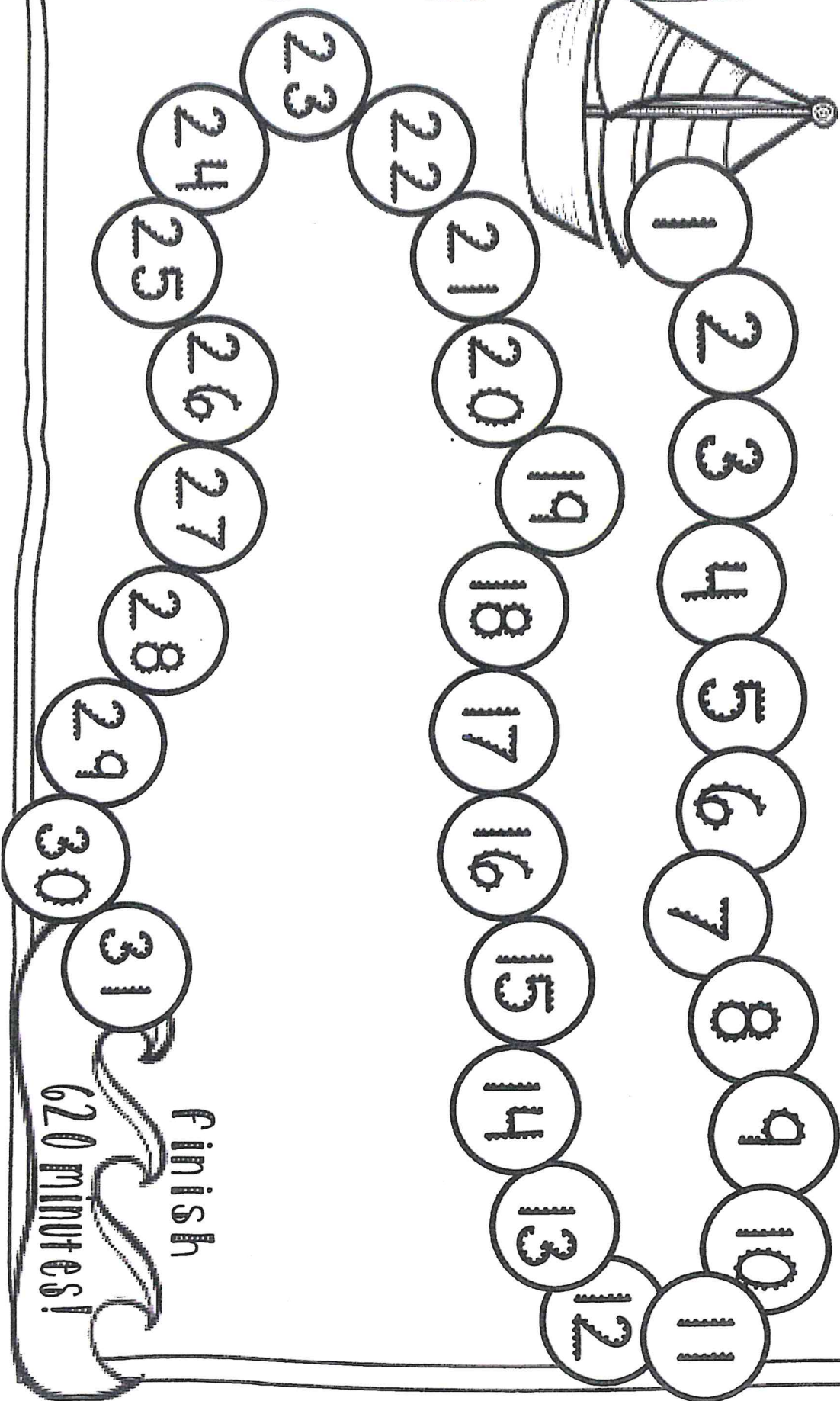
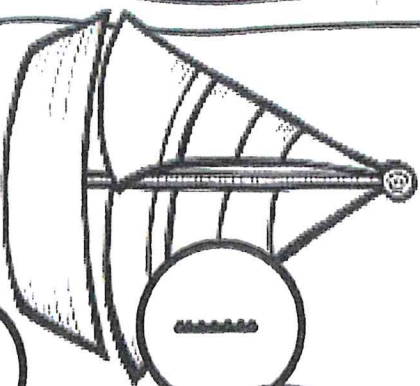




# On My Way to 1st Grade!

## August Reading Log


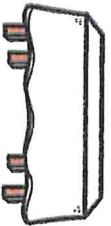







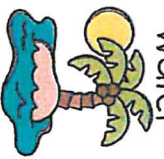



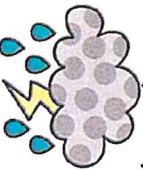






Color in a bubble for every 20 minutes you read per day. Can you get the boat to the water?



620 minutes!

# READ EVERYWHERE!


Directions: How many places and ways can you read this summer? Color in the box for each challenge you complete! Try to complete them all!

<p>Read in your bed</p> 	<p>Read under a table</p> 	<p>Read to a stuffed animal</p> 	<p>Read on a blanket</p> 	<p>Read in the car or train</p> 
<p>Read to an animal</p> 	<p>Read after breakfast</p> 	<p>Read on a trip</p> 	<p>Read while eating ice cream</p> 	<p>Read by water</p> 
<p>Read with a flashlight</p> 	<p>Read to a family member</p> 	<p>Read at night</p> 	<p>Read on a rainy day</p> 	<p>Read outside</p> 
<p>Read in a costume</p> 	<p>Read with a snack</p> 	<p>Read to someone on the phone</p> 	<p>Read while wearing a hat</p> 	<p>Read with sunglasses</p> 



# DESIGN CHARACTER STORY STICKERS

Directions: Design 3 stickers that relate to your characters in your book



**Example:**

The books I read...

1. Like the fat of the four Greeny Buttons
2. A Good One at Stages
3. Don't let the Green One, the Girl

The books I read...


1. \_\_\_\_\_

2. \_\_\_\_\_

3. \_\_\_\_\_

# DESIGN A NEW BOOK COVER

Directions: Pick one of your favorite books that you read this summer and design a new book cover. Don't forget to add the title!





## PRACTICE YOUR SIGHT WORDS IN DIFFERENT WAYS

Directions: Here is a list of sight words for first grade. Practice writing your sight words in different ways. Suggestions: chalk, skywriting, puffy paint, shaving cream, sand and more.

• after	• give	• live	• take
• again	• going	• may	• thank
• an	• had	• of	• them
• any	• has	• old	• then
• as	• her	• once	• think
• ask	• him	• open	• walk
• by	• his	• over	• were
• could	• how	• put	• when
• every	• just	• round	
• fly	• know	• some	
• from	• let	• stop	



# **Fiction RESPONSE SHEETS**





# Unpack THE CHARACTER

Directions: Design stickers for your character's suitcase to represent what you learned about that character. Choose 3 stickers and explain what they represent.



NAME: \_\_\_\_\_  
TITLE: \_\_\_\_\_

STICKER 1: \_\_\_\_\_  
\_\_\_\_\_  
\_\_\_\_\_  
\_\_\_\_\_  
\_\_\_\_\_

STICKER 2: \_\_\_\_\_  
\_\_\_\_\_  
\_\_\_\_\_  
\_\_\_\_\_  
\_\_\_\_\_


STICKER 3: \_\_\_\_\_  
\_\_\_\_\_  
\_\_\_\_\_  
\_\_\_\_\_  
\_\_\_\_\_




# SNAPSHOT Retell

NAME: \_\_\_\_\_  
DATE: \_\_\_\_\_


Directions: Draw snapshot pictures to retell the beginning, middle, and end of the story. Explain your snapshots on the lines below.




Beginning



Middle



End



\_\_\_\_\_

\_\_\_\_\_

\_\_\_\_\_

\_\_\_\_\_

\_\_\_\_\_

\_\_\_\_\_

\_\_\_\_\_

\_\_\_\_\_

\_\_\_\_\_

\_\_\_\_\_

\_\_\_\_\_

\_\_\_\_\_

\_\_\_\_\_

\_\_\_\_\_

\_\_\_\_\_



# **Nonfiction Response Sheets**



# SANDCASTLE *Main Idea*

Directions: Write the main idea with two supporting details for your text.

<p>Name:</p>	<p>Date:</p>
<p>Title:</p>	
<p>Main Idea:</p>	
<p>Topic:</p>	<p>Genre:</p>
<p>Detail:</p>	<p>Detail:</p>





NAME: \_\_\_\_\_

DATE: \_\_\_\_\_

# Cool CONNECTIONS

Directions: Readers make connections while reading to better understand the text. You might connect your book to another text, something in your own life, or to world events. Write two connections you could make while reading. First, write what the text said and then write the connection you could make.

1. \_\_\_\_\_

2. \_\_\_\_\_



1. \_\_\_\_\_

2. \_\_\_\_\_

## CONNECTION SENTENCE STARTERS

This reminds me of...

I can connect \_\_ to \_\_ because...