

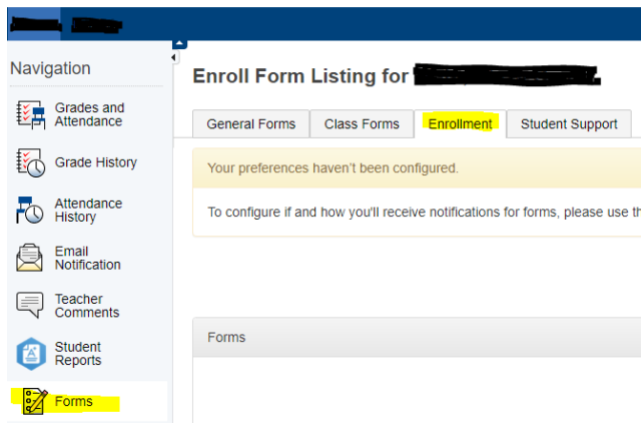
2023-2024 School Registration

Objectives:

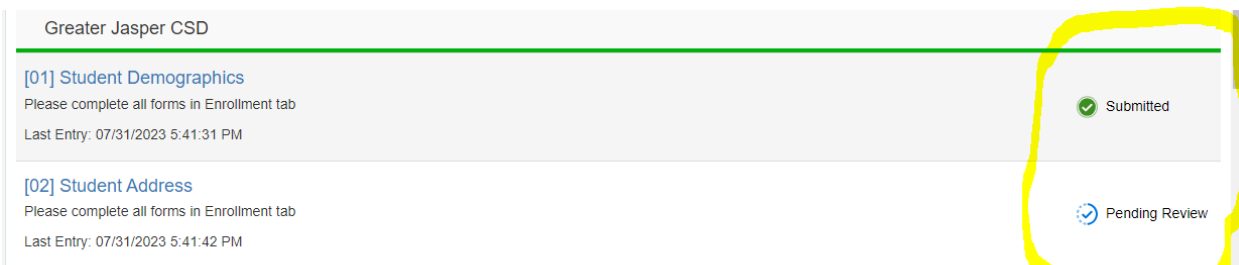
1. Register your child on PowerSchool. See instruction below.
2. Pay JHS Corporation Fees online at: [MySchoolBucks](#) OR write a check payable to 'Greater Jasper Consolidated Schools'.
3. Add Lunch Money to your child's account by writing a check to Jasper High School or online at: [MySchoolBucks](#). Breakfast is free for all students and lunch is \$2.75 per student. If you need assistance, please fill out the form in the registration process or the link at the bottom of this instruction sheet.

Step #1 – Registration - Parent Instructions

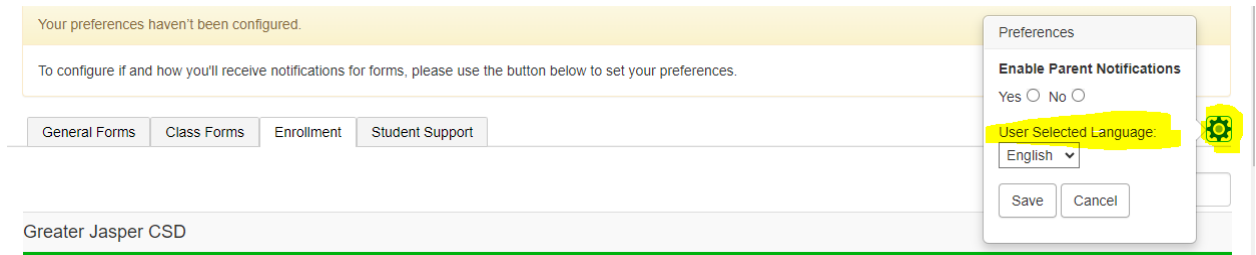
- Log into PowerSchool with your parent credentials to begin the process. <https://gjcs.powerschool.com/public/> *You will have to use this link and not the app.*
- Once logged in, please click the **forms** icon on the left-hand side of the page. Be sure to then select the **enrollment** tab across the top within forms and begin completing the forms. You will have to complete **ALL** forms for each child.



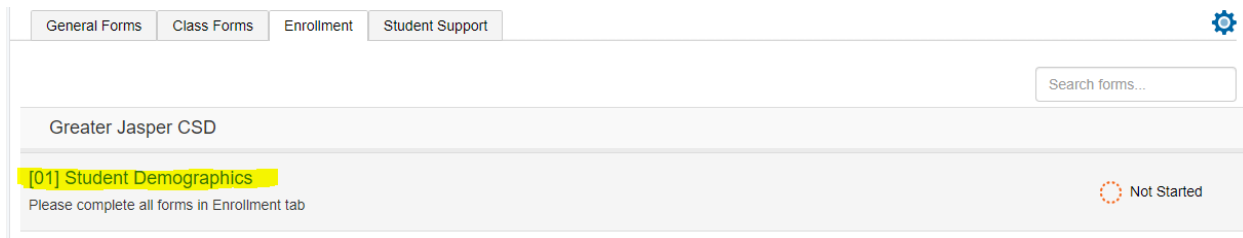
- There is a progress bar on the enrollment tab - it will be green **ALL** the way across the page when you have completed all forms and the status for all are showing as submitted or pending review.



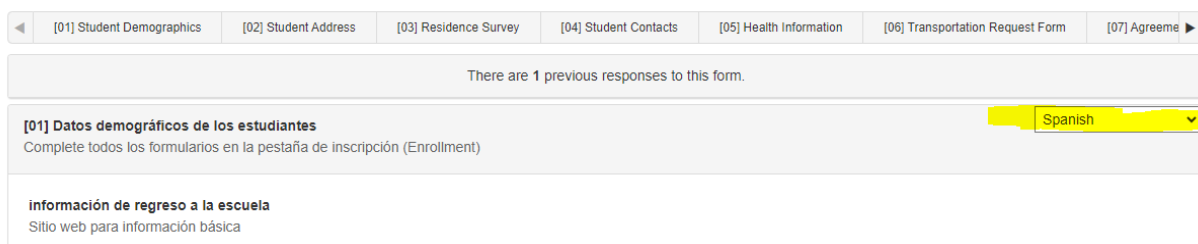
- For those whose first language is Spanish, you can translate the forms from English to Spanish by clicking the gear on the right-hand side of the enrollment tab BEFORE clicking into a form and changing the “User Selected Language” to Spanish. Save.



- Click on the link to the first form (01 Student Demographics) to begin.



- Once in any form, there is a toggle switch you can utilize to switch back and forth between English forms and Spanish forms.



- Follow along and complete each form. As you submit each form, you will be directed to the next form. The last form to complete is the Signature






Thank You!

Thank-you! Your enrollment is complete. If you wish to verify you can go to forms on the left and enrollment tab. Please note that the student address will say pending review until the school verifies it.

OK

- Once you have completed all forms, you may go back into enrollment forms to verify you have completed all requirements. To do this, simply click forms and then click on enrollment. The status of all items should be showing as submitted or pending review. If you have any showing started or not started, you need to complete and submit these forms.

Greater Jasper CSD

<p>[01] Student Demographics Please complete all forms in Enrollment tab Last Entry: 07/31/2023 5:41:31 PM</p>		 Submitted  Pending Review
<p>[02] Student Address Please complete all forms in Enrollment tab Last Entry: 07/31/2023 5:41:42 PM</p>		
<p>[11] Title I: Parent - Student Compact</p>		
<p>[12] School Lunch Information Please read through the information provided. If you need assistance please click the Free & reduced Price Meal Application below. Please indicate you have read the information and submit.</p>		

If you have issues logging into your account, please utilize the “Forgot Username or password” to reset your credentials.

PowerSchool SIS

Student and Parent Sign In

Sign In | Create Account

Select Language: English

Username:

Password:

[Forgot Username or Password?](#)

Sign In

PowerSchool SIS

Recover Account Sign In Information

[Forgot Password?](#) | [Forgot Username?](#)

Parents, to recover your password or if you have been provided a username and are setting your password for the first time, provide the information below. Students need to contact the school directly.

If you are still experiencing issues, you may call the school at 812-482-6050 and/or email Mrs. Wehr, our Guidance Secretary at mwehr@gjcs.k12.in.us

Step #2 - Pay Corporation Fees - Parent Instructions

Due to the state of Indiana paying book rental fees, the only assessed fees due are the corporation fees, including Handbook and Activity Pass. The corporation fee is not eligible for state assistance and must be paid in full.

Two options to pay for corporation fees:

1. Pay by cash or check payable to 'Greater Jasper Consolidated Schools':
 - a. Mail to Jasper High School
 - b. Drop off at JHS front office any day between 8:00 and 2:30.
 - c. Send payment to school with your student to turn in to the front office.

Please place these in a sealed envelope with the student's name on the outside.

2. Parents wishing to pay corporation fees by credit card must use their My School Bucks account to do so via website, app, or within PowerSchool by clicking on "MySchoolBucks" on the left side navigation menu. It will take you to your account. You will have to "add to basket" and then pay with a credit card. JHS does not have the ability to accept credit card payments.
 - a. There is a 4.6% processing fee for the transaction.

Free and Reduced Application can be found here:

[Free and Reduced Application English](#)

[Free and Reduced Application Spanish](#)