



by Month

Discipline Report



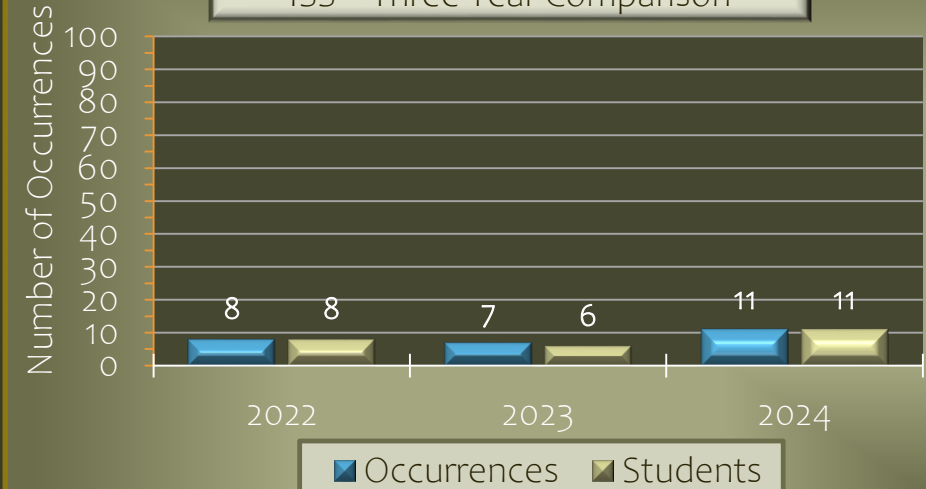
Monthly Discipline Report – August *Yrs 22/23/24

Monthly Discipline Report for August

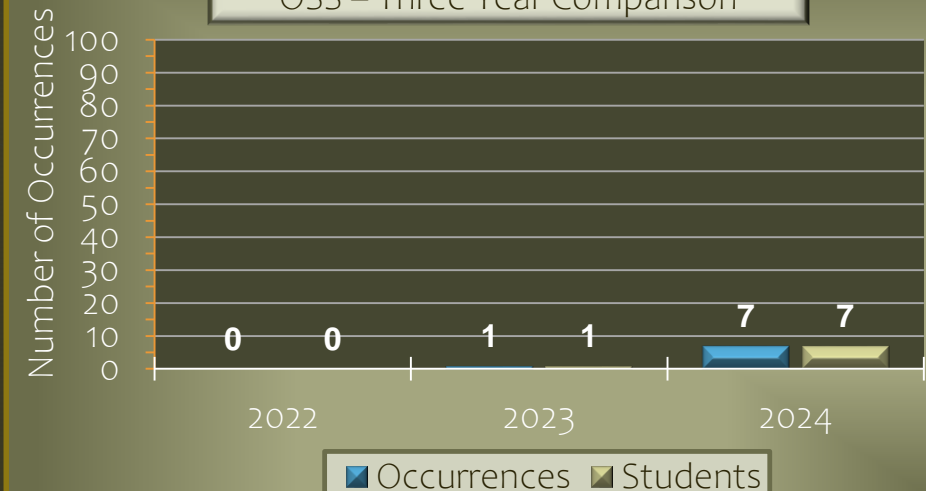
| REASON FOR SUSPENSION | Monthly Discipline Numbers - August | | | | | |
|--------------------------------------|-------------------------------------|-------------|-------------|-------------|-------------|-------------|
| | 2022 OCC | 2023 OCC | 2024 OCC | 2022 STD | 2023 STD | 2024 STD |
| IN SCHOOL SUSPENSION - ISS | | | | | | |
| DISOBEDIENCE/DISRESPECT | 0 | 0 | 1 | 0 | 0 | 1 |
| DISOBEDIENCE/TARDY | 0 | 0 | 0 | 0 | 0 | 0 |
| DISOBEDIENCE/TRUANCY | 0 | 5 | 5 | 0 | 4 | 5 |
| ELECTRONIC DEVICE/VAPING | 2 | 0 | 5 | 2 | 0 | 5 |
| FIGHTING | 4 | 0 | 0 | 4 | 0 | 0 |
| OTHER | 2 | 2 | 0 | 2 | 2 | 0 |
| MONTHLY TOTAL ISS SUSPENSIONS | 8 | 7 | 11 | 8 | 6 | 11 |

| REASON FOR SUSPENSION | 2022 OCC | 2023 OCC | 2024 OCC | 2022 STD | 2023 STD | 2024 STD |
|--|-------------|-------------|-------------|-------------|-------------|-------------|
| OUT OF SCHOOL SUSPENSION - OSS | | | | | | |
| DISOBEDIENCE/DISRESPECT | 0 | 0 | 1 | 0 | 0 | 1 |
| DISOBEDIENCE/TARDY | 0 | 0 | 0 | 0 | 0 | 0 |
| DISOBEDIENCE/TRUANCY | 0 | 0 | 0 | 0 | 0 | 0 |
| ELECTRONIC DEVICE | 0 | 0 | 0 | 0 | 0 | 0 |
| FIGHTING | 0 | 0 | 2 | 0 | 0 | 2 |
| GANG REPRESENTATION/WEAPONS | 0 | 1 | 1 | 0 | 1 | 1 |
| ILLEGAL ACT/U.I. ALCOHOL | 0 | 0 | 0 | 0 | 0 | 0 |
| ILLEGAL ACT/U.I. MARIJUANA | 0 | 0 | 0 | 0 | 0 | 0 |
| THEFT | 0 | 0 | 0 | 0 | 0 | 0 |
| OTHER | 0 | 0 | 3 | 0 | 0 | 3 |
| MONTHLY TOTAL OSS SUSPENSIONS - OSS | 0 | 1 | 7 | 0 | 1 | 7 |

Monthly Discipline Numbers – August
ISS – Three Year Comparison



Monthly Discipline Numbers – August
OSS – Three Year Comparison



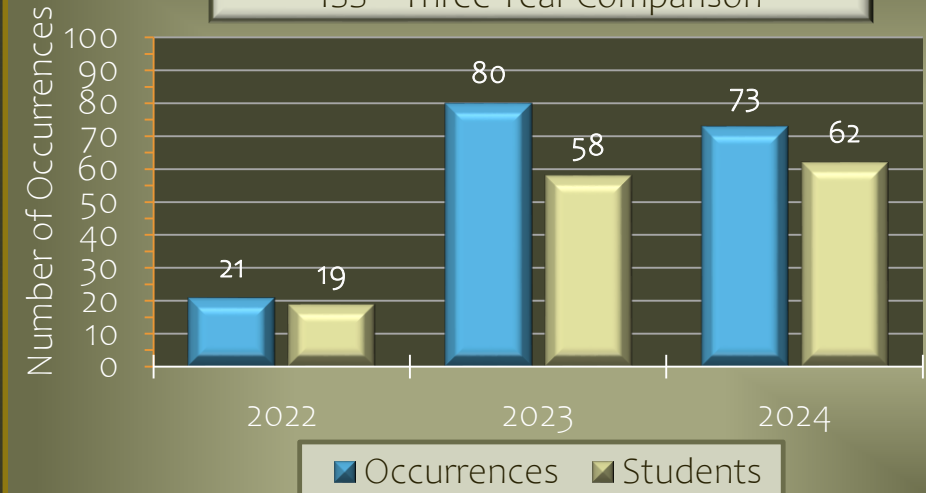
Monthly Discipline Report – September *Yrs 22/23/24

Monthly Discipline Report for September

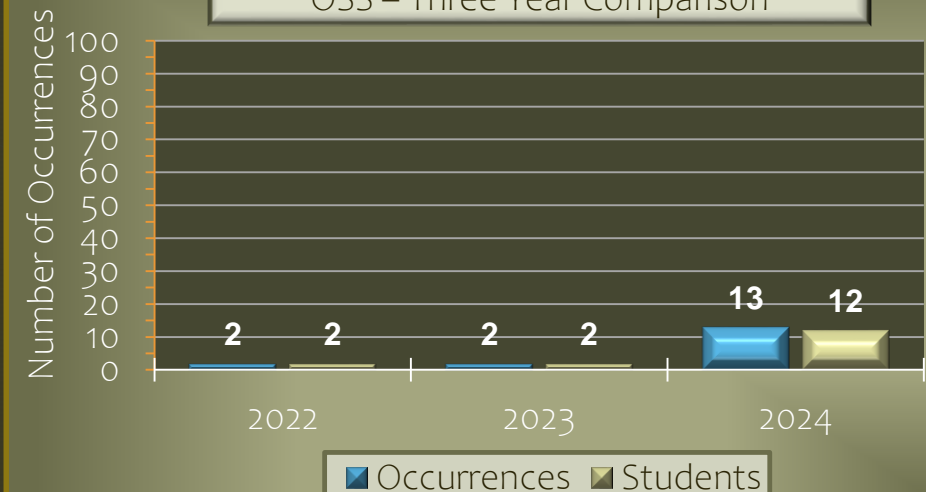
| REASON FOR SUSPENSION | Monthly Discipline Numbers - September | | | | | |
|--------------------------------------|--|-------------|-------------|-------------|-------------|-------------|
| | 2022 OCC | 2023 OCC | 2024 OCC | 2022 STD | 2023 STD | 2024 STD |
| IN SCHOOL SUSPENSION - ISS | | | | | | |
| DISOBEDIENCE/DISRESPECT | 7 | 6 | 1 | 6 | 4 | 1 |
| DISOBEDIENCE/TARDY | 6 | 27 | 28 | 5 | 17 | 21 |
| DISOBEDIENCE/TRUANCY | 0 | 42 | 38 | 0 | 33 | 34 |
| ELECTRONIC DEVICE/VAPING | 2 | 3 | 3 | 2 | 2 | 3 |
| FIGHTING | 2 | 0 | 2 | 2 | 0 | 2 |
| OTHER | 4 | 2 | 1 | 4 | 2 | 1 |
| MONTHLY TOTAL ISS SUSPENSIONS | 21 | 80 | 73 | 19 | 58 | 62 |

| REASON FOR SUSPENSION | 2022 OCC | 2023 OCC | 2024 OCC | 2022 STD | 2023 STD | 2024 STD |
|--|-------------|-------------|-------------|-------------|-------------|-------------|
| OUT OF SCHOOL SUSPENSION - OSS | | | | | | |
| DISOBEDIENCE/DISRESPECT | 1 | 0 | 1 | 1 | 0 | 1 |
| DISOBEDIENCE/TARDY | 0 | 0 | 0 | 0 | 0 | 0 |
| DISOBEDIENCE/TRUANCY | 0 | 0 | 4 | 0 | 0 | 3 |
| ELECTRONIC DEVICE | 0 | 0 | 0 | 0 | 0 | 0 |
| FIGHTING | 0 | 0 | 5 | 0 | 0 | 5 |
| GANG REPRESENTATION/WEAPONS | 1 | 1 | 3 | 1 | 1 | 3 |
| ILLEGAL ACT/U.I. ALCOHOL | 0 | 0 | 0 | 0 | 0 | 0 |
| ILLEGAL ACT/U.I. MARIJUANA | 0 | 0 | 0 | 0 | 0 | 0 |
| THEFT | 0 | 0 | 0 | 0 | 0 | 0 |
| OTHER | 0 | 1 | 0 | 0 | 1 | 0 |
| MONTHLY TOTAL OSS SUSPENSIONS - OSS | 2 | 2 | 13 | 2 | 2 | 12 |

Monthly Discipline Numbers – September
ISS – Three Year Comparison



Monthly Discipline Numbers – September
OSS – Three Year Comparison



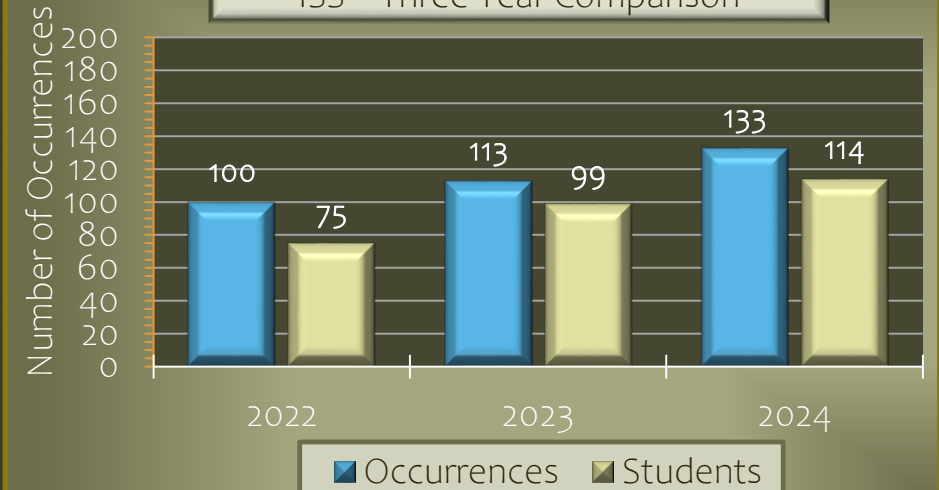
Monthly Discipline Report – October *Yrs 22/23/24

Monthly Discipline Report for October

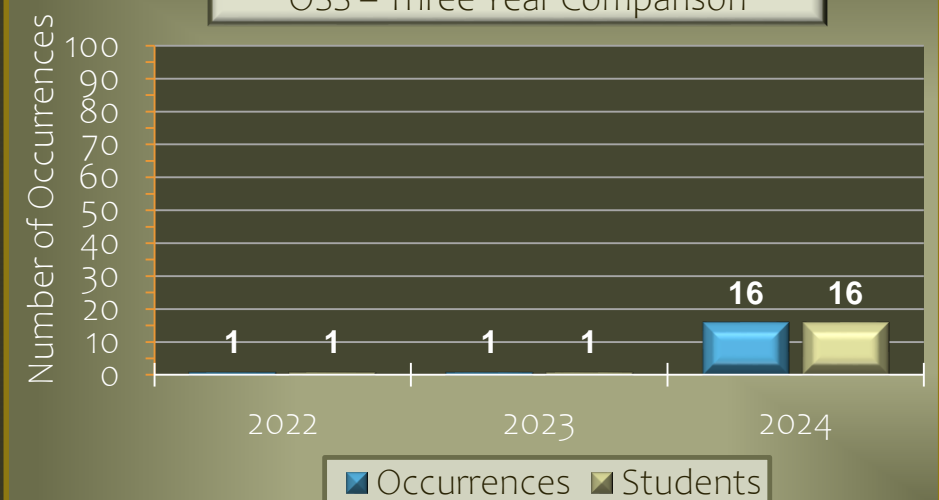
| REASON FOR SUSPENSION | Monthly Discipline Numbers - October | | | | | |
|--------------------------------------|--------------------------------------|-------------|-------------|-------------|-------------|-------------|
| | 2022 OCC | 2023 OCC | 2024 OCC | 2022 STD | 2023 STD | 2024 STD |
| IN SCHOOL SUSPENSION - ISS | | | | | | |
| DISOBEDIENCE/DISRESPECT | 10 | 1 | 4 | 9 | 1 | 3 |
| DISOBEDIENCE/TARDY | 44 | 50 | 76 | 33 | 45 | 64 |
| DISOBEDIENCE/TRUANCY | 35 | 55 | 45 | 26 | 47 | 40 |
| ELECTRONIC DEVICE/VAPING | 3 | 2 | 4 | 2 | 2 | 3 |
| FIGHTING | 4 | 0 | 3 | 3 | 0 | 3 |
| OTHER | 4 | 5 | 1 | 2 | 4 | 1 |
| MONTHLY TOTAL ISS SUSPENSIONS | 100 | 113 | 133 | 75 | 99 | 114 |

| | 2022 OCC | 2023 OCC | 2024 OCC | 2022 STD | 2023 STD | 2024 STD |
|--|-------------|-------------|-------------|-------------|-------------|-------------|
| OUT OF SCHOOL SUSPENSION - OSS | | | | | | |
| DISOBEDIENCE/DISRESPECT | 0 | 1 | 3 | 0 | 1 | 3 |
| DISOBEDIENCE/TARDY | 0 | 0 | 1 | 0 | 0 | 1 |
| DISOBEDIENCE/TRUANCY | 0 | 0 | 0 | 0 | 0 | 0 |
| ELECTRONIC DEVICE | 0 | 0 | 0 | 0 | 0 | 0 |
| FIGHTING | 0 | 0 | 9 | 0 | 0 | 9 |
| GANG REPRESENTATION/WEAPONS | 0 | 0 | 1 | 0 | 0 | 1 |
| ILLEGAL ACT/U.I. ALCOHOL | 1 | 0 | 2 | 1 | 0 | 2 |
| ILLEGAL ACT/U.I. MARIJUANA | 0 | 0 | 0 | 0 | 0 | 0 |
| THEFT | 0 | 0 | 0 | 0 | 0 | 0 |
| OTHER | 0 | 0 | 0 | 0 | 0 | 0 |
| MONTHLY TOTAL OSS SUSPENSIONS - OSS | 1 | 1 | 16 | 1 | 1 | 16 |

Monthly Discipline Numbers – October
ISS – Three Year Comparison



Monthly Discipline Numbers – October
OSS – Three Year Comparison



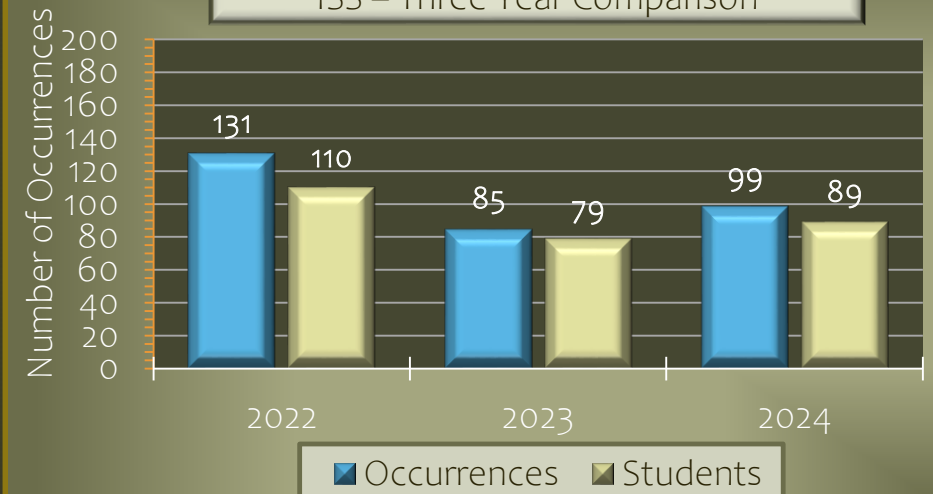
Monthly Discipline Report – November *Yrs 22/23/24

Monthly Discipline Report for November

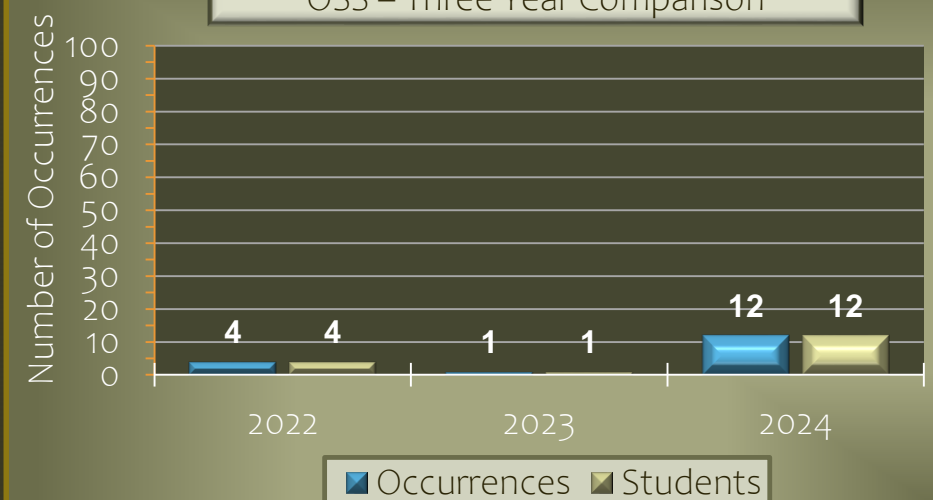
| REASON FOR SUSPENSION | Monthly Discipline Numbers - November | | | | | |
|--------------------------------------|---------------------------------------|-------------|-------------|-------------|-------------|-------------|
| | 2022 OCC | 2023 OCC | 2024 OCC | 2022 STD | 2023 STD | 2024 STD |
| IN SCHOOL SUSPENSION - ISS | | | | | | |
| DISOBEDIENCE/DISRESPECT | 3 | 3 | 6 | 3 | 3 | 5 |
| DISOBEDIENCE/TARDY | 86 | 52 | 44 | 68 | 47 | 39 |
| DISOBEDIENCE/TRUANCY | 31 | 21 | 45 | 29 | 20 | 41 |
| ELECTRONIC DEVICE/VAPING | 4 | 0 | 0 | 3 | 0 | 0 |
| FIGHTING | 4 | 5 | 0 | 4 | 5 | 0 |
| OTHER | 3 | 4 | 4 | 3 | 4 | 4 |
| MONTHLY TOTAL ISS SUSPENSIONS | 131 | 85 | 99 | 110 | 79 | 89 |

| REASON FOR SUSPENSION | 2022 OCC | 2023 OCC | 2024 OCC | 2022 STD | 2023 STD | 2024 STD |
|--|-------------|-------------|-------------|-------------|-------------|-------------|
| OUT OF SCHOOL SUSPENSION - OSS | | | | | | |
| DISOBEDIENCE/DISRESPECT | 0 | 0 | 3 | 0 | 0 | 3 |
| DISOBEDIENCE/TARDY | 0 | 0 | 0 | 0 | 0 | 0 |
| DISOBEDIENCE/TRUANCY | 0 | 0 | 1 | 0 | 0 | 1 |
| ELECTRONIC DEVICE | 0 | 0 | 0 | 0 | 0 | 0 |
| FIGHTING | 3 | 1 | 4 | 3 | 1 | 4 |
| GANG REPRESENTATION/WEAPONS | 0 | 0 | 3 | 0 | 0 | 3 |
| ILLEGAL ACT/U.I. ALCOHOL | 0 | 0 | 1 | 0 | 0 | 1 |
| ILLEGAL ACT/U.I. MARIJUANA | 1 | 0 | 0 | 1 | 0 | 0 |
| THEFT | 0 | 0 | 0 | 0 | 0 | 0 |
| OTHER | 0 | 0 | 0 | 0 | 0 | 0 |
| MONTHLY TOTAL OSS SUSPENSIONS - OSS | 4 | 1 | 12 | 4 | 1 | 12 |

Monthly Discipline Numbers – November
ISS – Three Year Comparison



Monthly Discipline Numbers – November
OSS – Three Year Comparison



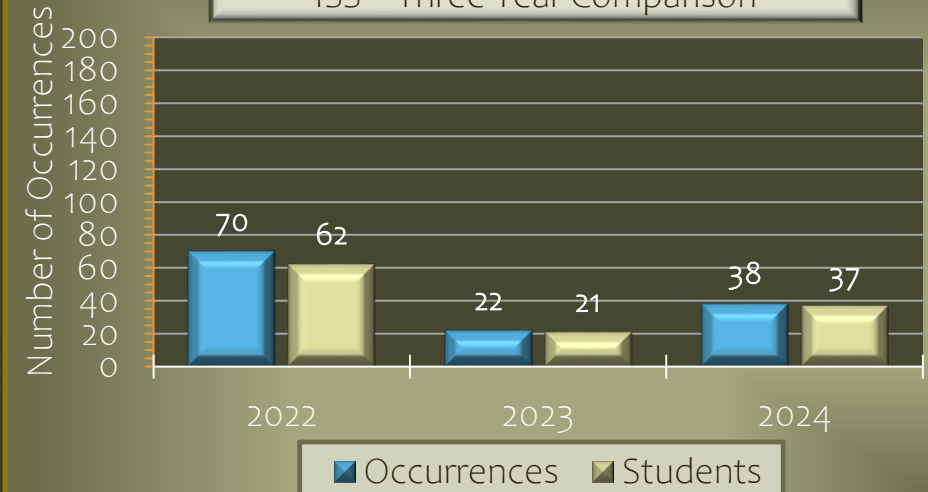
Monthly Discipline Report – December *Yrs 22/23/24

Monthly Discipline Report for December

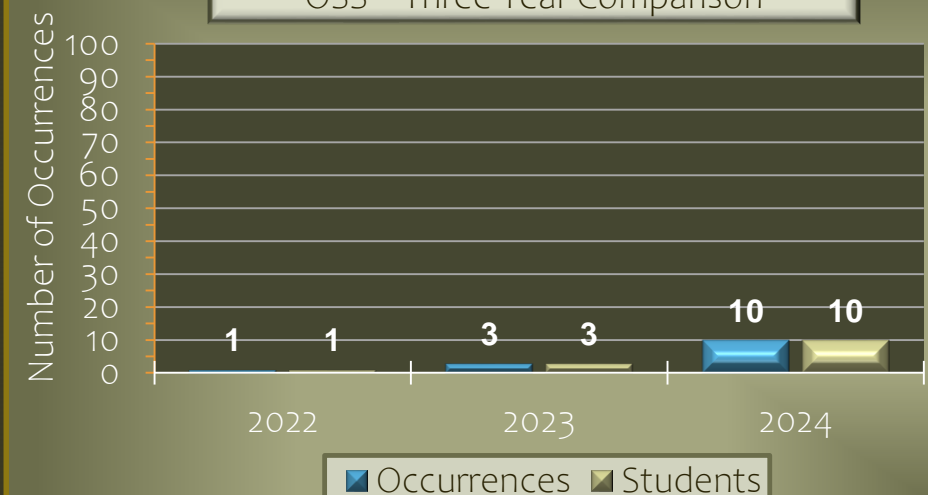
| REASON FOR SUSPENSION | Monthly Discipline Numbers - December | | | | | |
|--------------------------------------|---------------------------------------|-------------|-------------|-------------|-------------|-------------|
| | 2022 OCC | 2023 OCC | 2024 OCC | 2022 STD | 2023 STD | 2024 STD |
| IN SCHOOL SUSPENSION - ISS | | | | | | |
| DISOBEDIENCE/DISRESPECT | 4 | 3 | 7 | 4 | 3 | 6 |
| DISOBEDIENCE/TARDY | 32 | 6 | 17 | 28 | 6 | 17 |
| DISOBEDIENCE/TRUANCY | 24 | 10 | 12 | 21 | 9 | 12 |
| ELECTRONIC DEVICE/VAPING | 3 | 0 | 0 | 3 | 0 | 0 |
| FIGHTING | 4 | 0 | 1 | 4 | 0 | 1 |
| OTHER | 3 | 3 | 1 | 2 | 3 | 1 |
| MONTHLY TOTAL ISS SUSPENSIONS | 70 | 22 | 38 | 62 | 21 | 37 |

| REASON FOR SUSPENSION | 2022 OCC | 2023 OCC | 2024 OCC | 2022 STD | 2023 STD | 2024 STD |
|--|-------------|-------------|-------------|-------------|-------------|-------------|
| OUT OF SCHOOL SUSPENSION - OSS | | | | | | |
| DISOBEDIENCE/DISRESPECT | 0 | 1 | 1 | 0 | 1 | 1 |
| DISOBEDIENCE/TARDY | 0 | 0 | 0 | 0 | 0 | 0 |
| DISOBEDIENCE/TRUANCY | 0 | 0 | 1 | 0 | 0 | 1 |
| ELECTRONIC DEVICE | 0 | 0 | 0 | 0 | 0 | 0 |
| FIGHTING | 0 | 2 | 3 | 0 | 2 | 3 |
| GANG REPRESENTATION/WEAPONS | 1 | 0 | 5 | 1 | 0 | 5 |
| ILLEGAL ACT/U.I. ALCOHOL | 0 | 0 | 0 | 0 | 0 | 0 |
| ILLEGAL ACT/U.I. MARIJUANA | 0 | 0 | 0 | 0 | 0 | 0 |
| THEFT | 0 | 0 | 0 | 0 | 0 | 0 |
| OTHER | 0 | 0 | 0 | 0 | 0 | 0 |
| MONTHLY TOTAL OSS SUSPENSIONS - OSS | 1 | 3 | 10 | 1 | 3 | 10 |

Monthly Discipline Numbers – December
ISS – Three Year Comparison



Monthly Discipline Numbers – December
OSS – Three Year Comparison



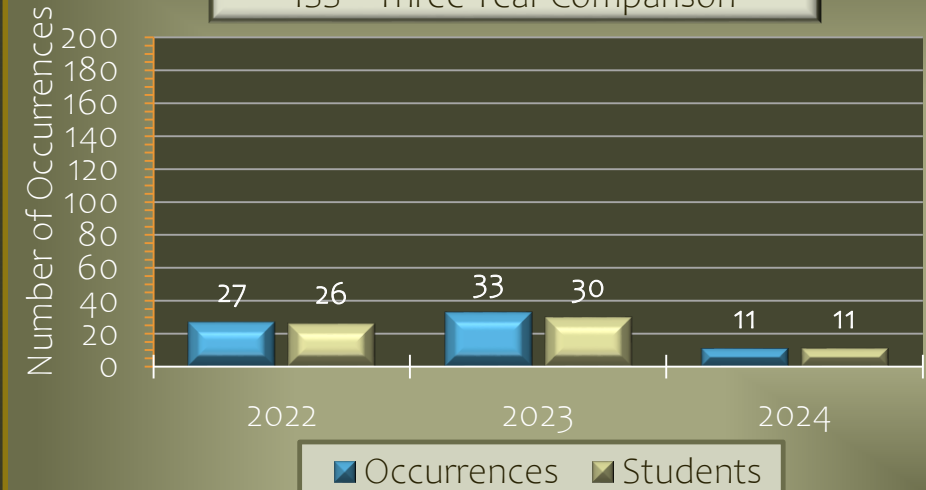
Monthly Discipline Report – January *Yrs 22/23/24

Monthly Discipline Report for January

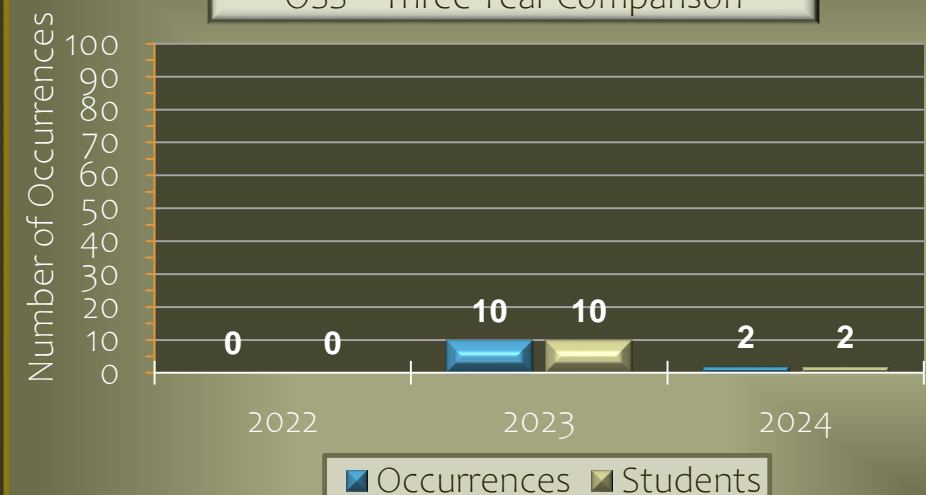
| REASON FOR SUSPENSION | Monthly Discipline Numbers - January | | | | | |
|--------------------------------------|--------------------------------------|-------------|-------------|-------------|-------------|-------------|
| | 2022 OCC | 2023 OCC | 2024 OCC | 2022 STD | 2023 STD | 2024 STD |
| IN SCHOOL SUSPENSION - ISS | | | | | | |
| DISOBEDIENCE/DISRESPECT | 2 | 1 | 0 | 2 | 1 | 0 |
| DISOBEDIENCE/TARDY | 0 | 1 | 1 | 0 | 0 | 1 |
| DISOBEDIENCE/TRUANCY | 16 | 25 | 10 | 15 | 23 | 10 |
| ELECTRONIC DEVICE/VAPING | 0 | 1 | 0 | 0 | 1 | 0 |
| FIGHTING | 4 | 0 | 0 | 4 | 0 | 0 |
| OTHER | 5 | 5 | 0 | 5 | 5 | 0 |
| MONTHLY TOTAL ISS SUSPENSIONS | 27 | 33 | 11 | 26 | 30 | 11 |

| REASON FOR SUSPENSION | 2022 OCC | 2023 OCC | 2024 OCC | 2022 STD | 2023 STD | 2024 STD |
|--|-------------|-------------|-------------|-------------|-------------|-------------|
| OUT OF SCHOOL SUSPENSION - OSS | | | | | | |
| DISOBEDIENCE/DISRESPECT | 0 | 0 | 0 | 0 | 0 | 0 |
| DISOBEDIENCE/TARDY | 0 | 0 | 0 | 0 | 0 | 0 |
| DISOBEDIENCE/TRUANCY | 0 | 0 | 2 | 0 | 0 | 2 |
| ELECTRONIC DEVICE | 0 | 0 | 0 | 0 | 0 | 0 |
| FIGHTING | 0 | 9 | 0 | 0 | 9 | 0 |
| GANG REPRESENTATION/WEAPONS | 0 | 1 | 0 | 0 | 1 | 0 |
| ILLEGAL ACT/U.I. ALCOHOL | 0 | 0 | 0 | 0 | 0 | 0 |
| ILLEGAL ACT/U.I. MARIJUANA | 0 | 0 | 0 | 0 | 0 | 0 |
| THEFT | 0 | 0 | 0 | 0 | 0 | 0 |
| OTHER | 0 | 0 | 0 | 0 | 0 | 0 |
| MONTHLY TOTAL OSS SUSPENSIONS - OSS | 0 | 10 | 2 | 0 | 10 | 2 |

Monthly Discipline Numbers – January
ISS – Three Year Comparison



Monthly Discipline Numbers – January
OSS – Three Year Comparison



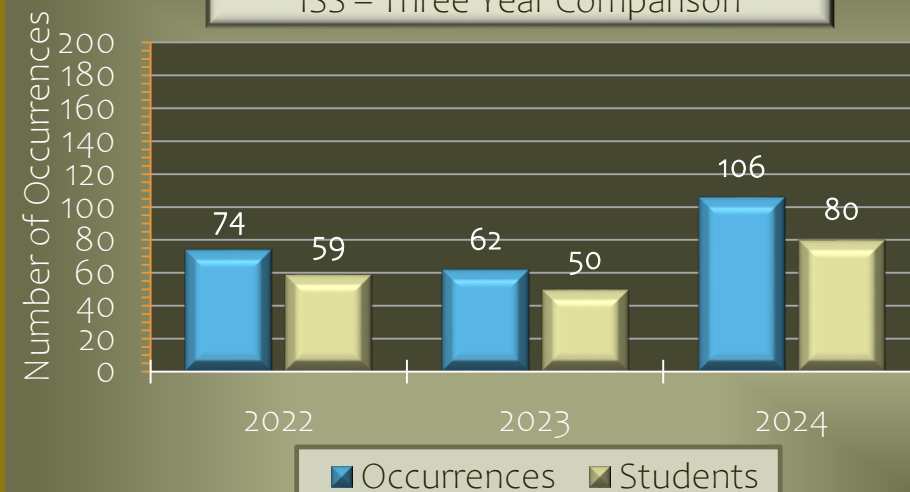
Monthly Discipline Report – February *Yrs 22/23/24

Monthly Discipline Report for February

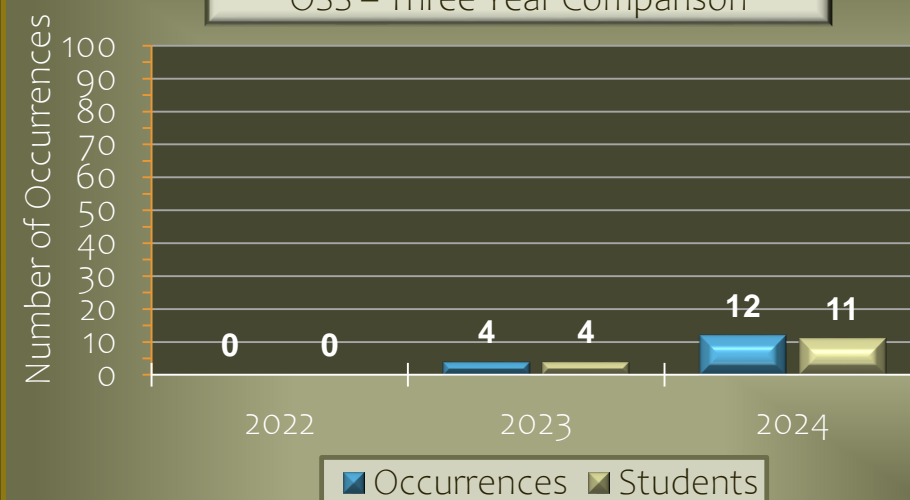
| REASON FOR SUSPENSION | Monthly Discipline Numbers - February | | | | | |
|--------------------------------------|---------------------------------------|-------------|-------------|-------------|-------------|-------------|
| | 2022 OCC | 2023 OCC | 2024 OCC | 2022 STD | 2023 STD | 2024 STD |
| IN SCHOOL SUSPENSION - ISS | | | | | | |
| DISOBEDIENCE/DISRESPECT | 4 | 3 | 4 | 4 | 3 | 3 |
| DISOBEDIENCE/TARDY | 28 | 16 | 36 | 20 | 8 | 28 |
| DISOBEDIENCE/TRUANCY | 40 | 42 | 64 | 33 | 38 | 48 |
| ELECTRONIC DEVICE/VAPING | 0 | 0 | 0 | 0 | 0 | 0 |
| FIGHTING | 1 | 0 | 1 | 1 | 0 | 1 |
| OTHER | 1 | 1 | 1 | 1 | 1 | 0 |
| MONTHLY TOTAL ISS SUSPENSIONS | 74 | 62 | 106 | 59 | 50 | 80 |

| REASON FOR SUSPENSION | 2022 OCC | 2023 OCC | 2024 OCC | 2022 STD | 2023 STD | 2024 STD |
|--|-------------|-------------|-------------|-------------|-------------|-------------|
| OUT OF SCHOOL SUSPENSION - OSS | | | | | | |
| DISOBEDIENCE/DISRESPECT | 0 | 2 | 1 | 0 | 2 | 1 |
| DISOBEDIENCE/TARDY | 0 | 0 | 0 | 0 | 0 | 0 |
| DISOBEDIENCE/TRUANCY | 0 | 0 | 1 | 0 | 0 | 1 |
| ELECTRONIC DEVICE | 0 | 0 | 0 | 0 | 0 | 0 |
| FIGHTING | 0 | 2 | 9 | 0 | 2 | 9 |
| GANG REPRESENTATION/WEAPONS | 0 | 0 | 1 | 0 | 0 | 0 |
| ILLEGAL ACT/U.I. ALCOHOL | 0 | 0 | 0 | 0 | 0 | 0 |
| ILLEGAL ACT/U.I. MARIJUANA | 0 | 0 | 0 | 0 | 0 | 0 |
| THEFT | 0 | 0 | 0 | 0 | 0 | 0 |
| OTHER | 0 | 0 | 0 | 0 | 0 | 0 |
| MONTHLY TOTAL OSS SUSPENSIONS - OSS | 0 | 4 | 12 | 0 | 4 | 11 |

Monthly Discipline Numbers – February
ISS – Three Year Comparison



Monthly Discipline Numbers – February
OSS – Three Year Comparison



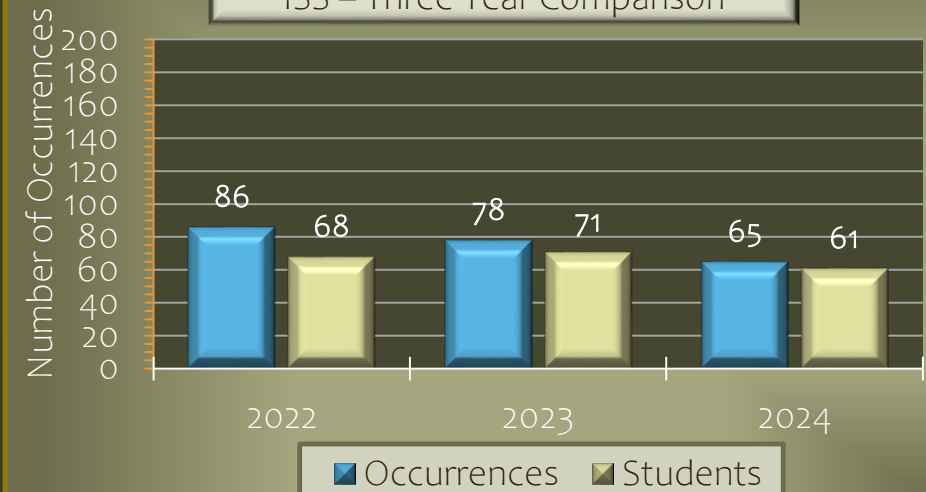
Monthly Discipline Report – March *Yrs 22/23/24

Monthly Discipline Report for March

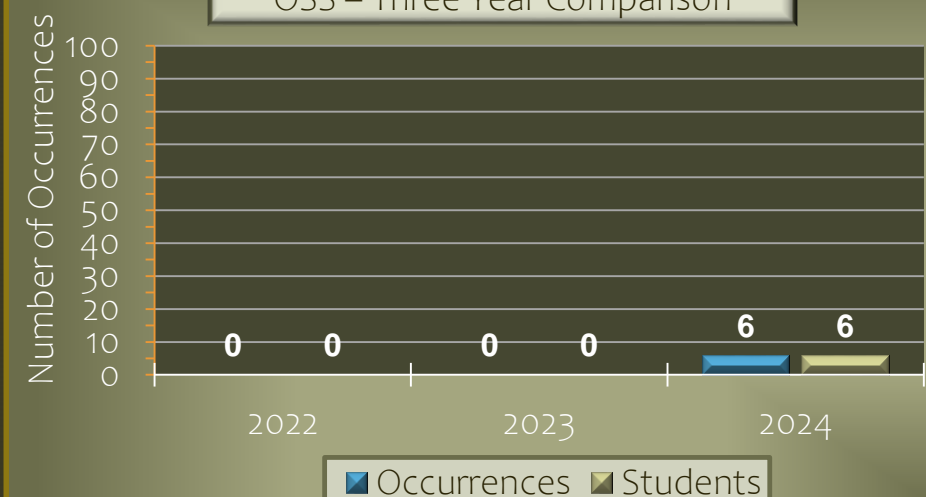
| REASON FOR SUSPENSION | Monthly Discipline Numbers - March | | | | | |
|--------------------------------------|------------------------------------|-------------|-------------|-------------|-------------|-------------|
| | 2022 OCC | 2023 OCC | 2024 OCC | 2022 STD | 2023 STD | 2024 STD |
| IN SCHOOL SUSPENSION - ISS | | | | | | |
| DISOBEDIENCE/DISRESPECT | 3 | 7 | 0 | 3 | 7 | 0 |
| DISOBEDIENCE/TARDY | 51 | 33 | 27 | 40 | 30 | 26 |
| DISOBEDIENCE/TRUANCY | 24 | 31 | 34 | 20 | 29 | 31 |
| ELECTRONIC DEVICE/VAPING | 2 | 3 | 4 | 1 | 3 | 4 |
| FIGHTING | 2 | 0 | 0 | 0 | 0 | 0 |
| OTHER | 4 | 4 | 0 | 4 | 2 | 0 |
| MONTHLY TOTAL ISS SUSPENSIONS | 86 | 78 | 65 | 68 | 71 | 61 |

| REASON FOR SUSPENSION | 2022 OCC | 2023 OCC | 2024 OCC | 2022 STD | 2023 STD | 2024 STD |
|--|-------------|-------------|-------------|-------------|-------------|-------------|
| OUT OF SCHOOL SUSPENSION - OSS | | | | | | |
| DISOBEDIENCE/DISRESPECT | 0 | 0 | 0 | 0 | 0 | 0 |
| DISOBEDIENCE/TARDY | 0 | 0 | 0 | 0 | 0 | 0 |
| DISOBEDIENCE/TRUANCY | 0 | 0 | 1 | 0 | 0 | 1 |
| ELECTRONIC DEVICE | 0 | 0 | 0 | 0 | 0 | 0 |
| FIGHTING | 0 | 0 | 3 | 0 | 0 | 3 |
| GANG REPRESENTATION/WEAPONS | 0 | 0 | 1 | 0 | 0 | 1 |
| ILLEGAL ACT/U.I. ALCOHOL | 0 | 0 | 0 | 0 | 0 | 0 |
| ILLEGAL ACT/U.I. MARIJUANA | 0 | 0 | 1 | 0 | 0 | 1 |
| THEFT | 0 | 0 | 0 | 0 | 0 | 0 |
| OTHER | 0 | 0 | 0 | 0 | 0 | 0 |
| MONTHLY TOTAL OSS SUSPENSIONS - OSS | 0 | 0 | 6 | 0 | 0 | 6 |

Monthly Discipline Numbers – March
ISS – Three Year Comparison



Monthly Discipline Numbers – March
OSS – Three Year Comparison



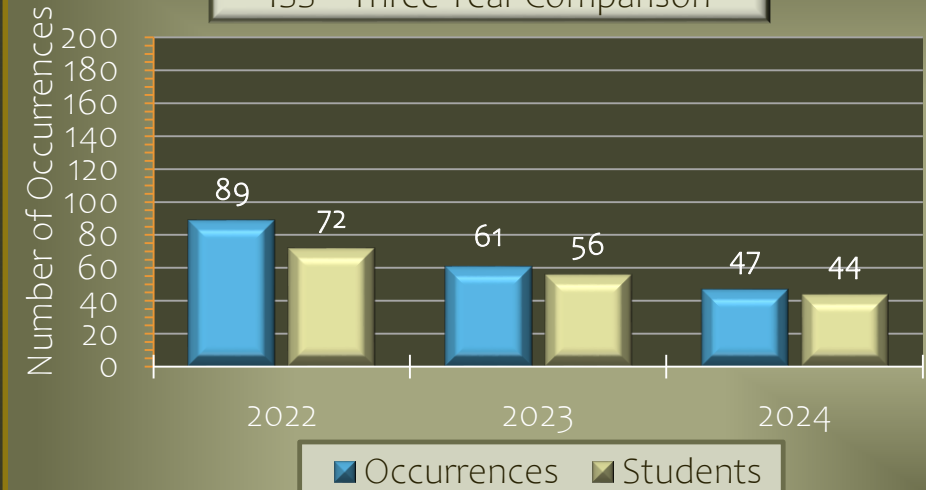
Monthly Discipline Report – April *Yrs 22/23/24

Monthly Discipline Report for April

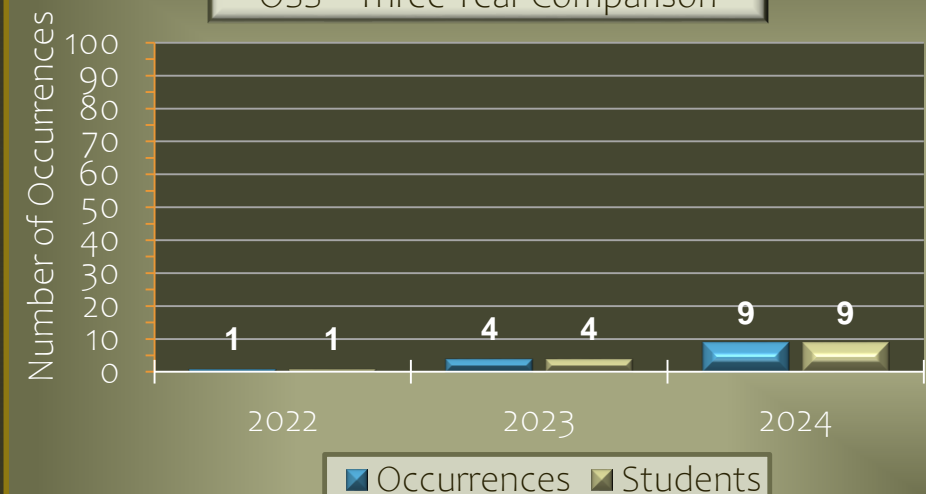
| REASON FOR SUSPENSION | Monthly Discipline Numbers - April | | | | | |
|--------------------------------------|------------------------------------|-------------|-------------|-------------|-------------|-------------|
| | 2022 OCC | 2023 OCC | 2024 OCC | 2022 STD | 2023 STD | 2024 STD |
| IN SCHOOL SUSPENSION - ISS | | | | | | |
| DISOBEDIENCE/DISRESPECT | 6 | 1 | 0 | 5 | 1 | 0 |
| DISOBEDIENCE/TARDY | 52 | 29 | 14 | 39 | 26 | 14 |
| DISOBEDIENCE/TRUANCY | 26 | 23 | 33 | 24 | 21 | 30 |
| ELECTRONIC DEVICE/VAPING | 2 | 6 | 0 | 2 | 6 | 0 |
| FIGHTING | 0 | 0 | 0 | 0 | 0 | 0 |
| OTHER | 3 | 2 | 0 | 2 | 2 | 0 |
| MONTHLY TOTAL ISS SUSPENSIONS | 89 | 61 | 47 | 72 | 56 | 44 |

| REASON FOR SUSPENSION | 2022 OCC | 2023 OCC | 2024 OCC | 2022 STD | 2023 STD | 2024 STD |
|--|-------------|-------------|-------------|-------------|-------------|-------------|
| OUT OF SCHOOL SUSPENSION - OSS | | | | | | |
| DISOBEDIENCE/DISRESPECT | 0 | 0 | 4 | 0 | 0 | 4 |
| DISOBEDIENCE/TARDY | 0 | 0 | 0 | 0 | 0 | 0 |
| DISOBEDIENCE/TRUANCY | 0 | 0 | 0 | 0 | 0 | 0 |
| ELECTRONIC DEVICE | 0 | 0 | 0 | 0 | 0 | 0 |
| FIGHTING | 0 | 3 | 4 | 0 | 3 | 4 |
| GANG REPRESENTATION/WEAPONS | 1 | 1 | 0 | 1 | 1 | 0 |
| ILLEGAL ACT/U.I. ALCOHOL | 0 | 0 | 0 | 0 | 0 | 0 |
| ILLEGAL ACT/U.I. MARIJUANA | 0 | 0 | 1 | 0 | 0 | 1 |
| THEFT | 0 | 0 | 0 | 0 | 0 | 0 |
| OTHER | 0 | 0 | 0 | 0 | 0 | 0 |
| MONTHLY TOTAL OSS SUSPENSIONS - OSS | 1 | 4 | 9 | 1 | 4 | 9 |

Monthly Discipline Numbers – April
ISS – Three Year Comparison



Monthly Discipline Numbers – April
OSS – Three Year Comparison



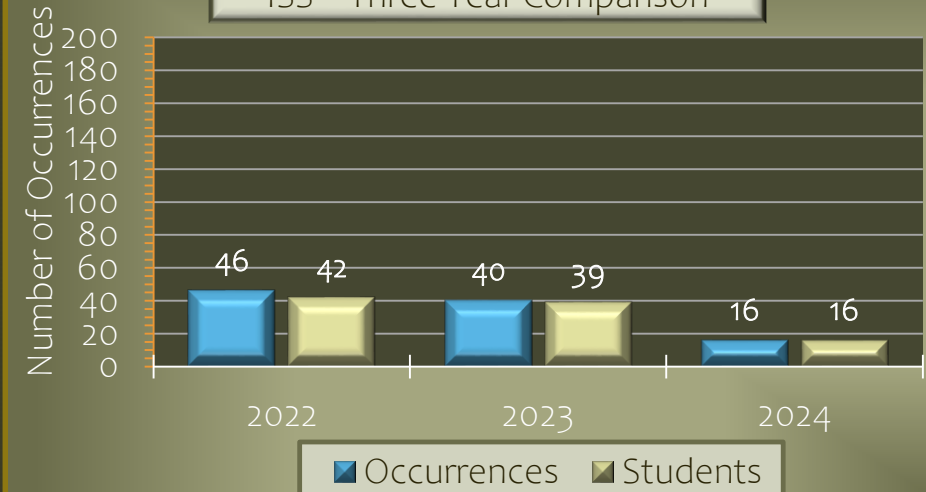
Monthly Discipline Report – May *Yrs 22/23/24

Monthly Discipline Report for May

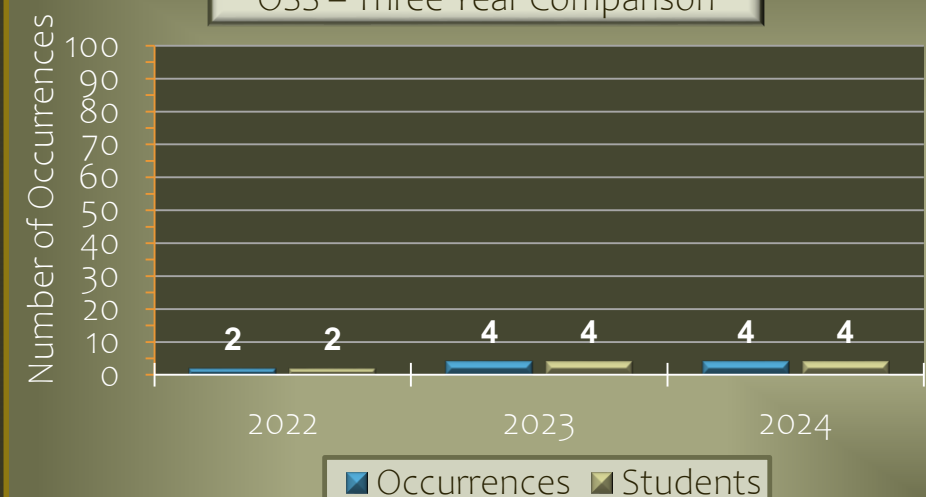
| REASON FOR SUSPENSION | Monthly Discipline Numbers - May | | | | | |
|--------------------------------------|----------------------------------|-------------|-------------|-------------|-------------|-------------|
| | 2022 OCC | 2023 OCC | 2024 OCC | 2022 STD | 2023 STD | 2024 STD |
| IN SCHOOL SUSPENSION - ISS | | | | | | |
| DISOBEDIENCE/DISRESPECT | 1 | 3 | 2 | 1 | 3 | 2 |
| DISOBEDIENCE/TARDY | 15 | 5 | 3 | 15 | 5 | 3 |
| DISOBEDIENCE/TRUANCY | 15 | 27 | 10 | 13 | 26 | 10 |
| ELECTRONIC DEVICE/VAPING | 3 | 4 | 0 | 3 | 4 | 0 |
| FIGHTING | 7 | 0 | 0 | 5 | 0 | 0 |
| OTHER | 5 | 1 | 1 | 5 | 1 | 1 |
| MONTHLY TOTAL ISS SUSPENSIONS | 46 | 40 | 16 | 42 | 39 | 16 |

| REASON FOR SUSPENSION | 2022 OCC | 2023 OCC | 2024 OCC | 2022 STD | 2023 STD | 2024 STD |
|--|-------------|-------------|-------------|-------------|-------------|-------------|
| OUT OF SCHOOL SUSPENSION - OSS | | | | | | |
| DISOBEDIENCE/DISRESPECT | 1 | 1 | 2 | 1 | 1 | 2 |
| DISOBEDIENCE/TARDY | 0 | 0 | 0 | 0 | 0 | 0 |
| DISOBEDIENCE/TRUANCY | 0 | 0 | 0 | 0 | 0 | 0 |
| ELECTRONIC DEVICE | 0 | 0 | 0 | 0 | 0 | 0 |
| FIGHTING | 0 | 3 | 1 | 0 | 3 | 1 |
| GANG REPRESENTATION/WEAPONS | 1 | 0 | 0 | 1 | 0 | 0 |
| ILLEGAL ACT/U.I. ALCOHOL | 0 | 0 | 0 | 0 | 0 | 0 |
| ILLEGAL ACT/U.I. MARIJUANA | 0 | 0 | 0 | 0 | 0 | 0 |
| THEFT | 0 | 0 | 0 | 0 | 0 | 0 |
| OTHER | 0 | 0 | 1 | 0 | 0 | 1 |
| MONTHLY TOTAL OSS SUSPENSIONS - OSS | 2 | 4 | 4 | 2 | 4 | 4 |

Monthly Discipline Numbers – May
ISS – Three Year Comparison



Monthly Discipline Numbers – May
OSS – Three Year Comparison

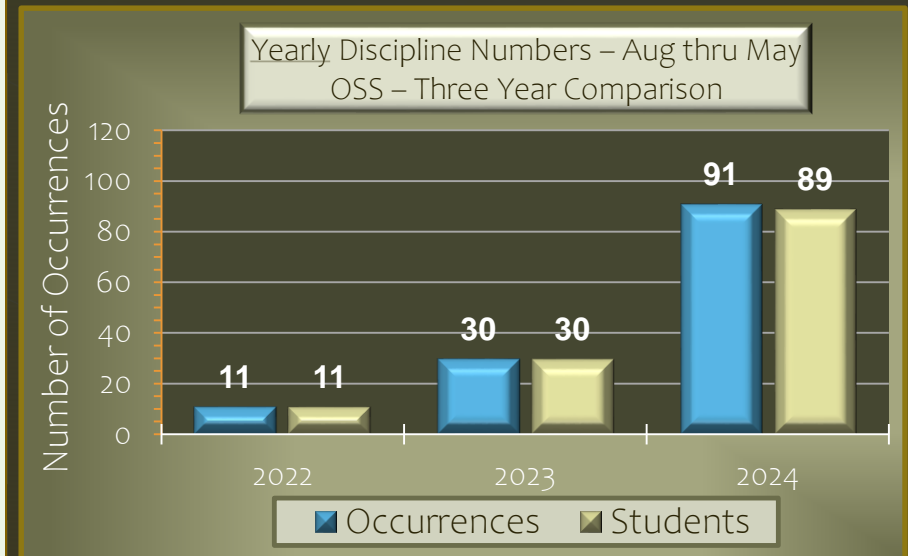
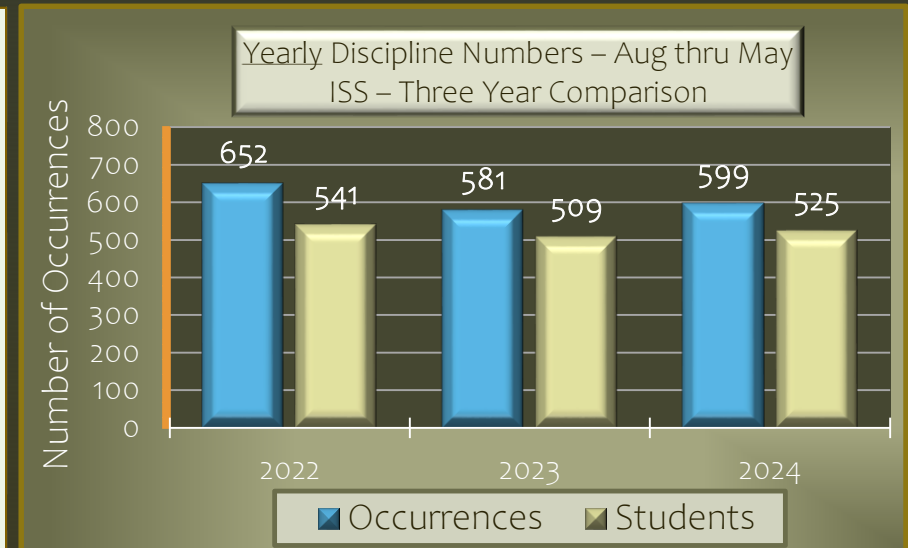


Yearly Discipline Report – August thru May *Yrs 22/23/24

Yearly Discipline Report for August thru May

| REASON FOR SUSPENSION | Yearly Discipline Numbers - August thru May | | | | | |
|--------------------------------------|---|------------|------------|------------|------------|------------|
| | 2022 | 2023 | 2024 | 2022 | 2023 | 2024 |
| IN SCHOOL SUSPENSION - ISS | OCC | OCC | OCC | STD | STD | STD |
| DISOBEDIENCE/DISRESPECT | 40 | 28 | 25 | 37 | 26 | 21 |
| DISOBEDIENCE/TARDY | 314 | 219 | 246 | 248 | 184 | 213 |
| DISOBEDIENCE/TRUANCY | 211 | 281 | 296 | 181 | 250 | 261 |
| ELECTRONIC DEVICE/VAPING | 21 | 19 | 16 | 18 | 18 | 15 |
| FIGHTING | 32 | 5 | 7 | 27 | 5 | 7 |
| OTHER | 34 | 29 | 9 | 30 | 26 | 8 |
| MONTHLY TOTAL ISS SUSPENSIONS | 652 | 581 | 599 | 541 | 509 | 525 |

| REASON FOR SUSPENSION | 2022 | 2023 | 2024 | 2022 | 2023 | 2024 |
|--|-----------|-----------|-----------|-----------|-----------|-----------|
| | OCC | OCC | OCC | STD | STD | STD |
| OUT OF SCHOOL SUSPENSION - OSS | | | | | | |
| DISOBEDIENCE/DISRESPECT | 2 | 5 | 16 | 2 | 5 | 16 |
| DISOBEDIENCE/TARDY | 0 | 0 | 1 | 0 | 0 | 1 |
| DISOBEDIENCE/TRUANCY | 0 | 0 | 10 | 0 | 0 | 9 |
| ELECTRONIC DEVICE | 0 | 0 | 0 | 0 | 0 | 0 |
| FIGHTING | 3 | 20 | 40 | 3 | 20 | 40 |
| GANG REPRESENTATION/WEAPONS | 4 | 4 | 15 | 4 | 4 | 14 |
| ILLEGAL ACT/U.I. ALCOHOL | 1 | 0 | 3 | 1 | 0 | 3 |
| ILLEGAL ACT/U.I. MARIJUANA | 1 | 0 | 2 | 1 | 0 | 2 |
| THEFT | 0 | 0 | 0 | 0 | 0 | 0 |
| OTHER | 0 | 1 | 4 | 0 | 1 | 4 |
| MONTHLY TOTAL OSS SUSPENSIONS - | 11 | 30 | 91 | 11 | 30 | 89 |



*Student totals by year contain duplicates between months. August to June Graphs are adjusted at EOY to remove duplicates.