

FAFSA Informational Session

Equity Services



Special Thanks

NCAN - National College Attainment Network
&
uAspire

Agenda

- Major Changes
- FSA ID
- FAFSA Dependent Student Walkthrough
- FAFSA Parent Walkthrough
- FAFSA Submission Summary
- Tools and Resources



Major Changes for the Better FAFSA

The 24-25 FAFSA will open in
December 2023

Students will need to invite other
contributors to complete their section on
the FAFSA

FAFSA look and feel has changed

Role-based completion is required

New terminology to learn

Contributors will have to consent to the IRS
sharing their federal tax information with the
FAFSA for the student to be eligible for federal aid

The FSA ID will be required to start

Student Aid Index (SAI) is replacing
Expected Family Contribution (EFC)

What Contributors Need to Complete the FAFSA

- FSA ID
- Tax Returns
- Amount of child support received in the past year
- Asset Information
 - Value of cash, savings & checking
 - Net worth of investments
 - Net worth of any business/farms
- List of any federal benefits received
- List of colleges



Resource: Check out the FAFSA checklist that will help the students and parents you work with to gather the right information

FSA ID



FSA ID: Changes to the Process

FOR MANY STUDENTS AND PARENTS, THE FSA ID CREATION PROCESS WILL NOT BE VERY DIFFERENT FROM WHAT IT IS TODAY

Key Changes

- A verified email address will be required
- In two parent households, both parents will need FSA IDs if they do not file taxes as married-filing jointly
- FSA IDs will need to be authenticated with social security (takes approximately 3 days) to be fully functional during FAFSA completion
- Parents without SSNs will need to create FSA IDs

Who will need to create an FSA ID?

Students

- All students who are filing the FAFSA will need an FSA ID

For married students:

- Student Spouse
 - Only if the student and their spouse do not file taxes together

For dependent students:

- For parents and/or stepparents who are required to be listed on the FAFSA
 - If they file taxes together only one parent/stepparent will need an FSA ID
 - If they do not file taxes together (including if they are non-filers) both parents/stepparents will need FSA IDs



Screenshot of account creation page

Create an Account

Step 1 of 7

Personal Information

I understand that I'll be required to certify that the information I provide to create an account is true and correct and that I'm the individual who I claim to be.

If I'm not the person I claim to be, I understand that I'm not authorized to proceed and that I should exit this form now. If I provide false or misleading information, I understand that I may be subject to a fine, prison time, or both.

First Name
Jesse

Middle Initial
C

Last Name
Faden

Date of Birth
Month: 09 Day: 07 Year: 1991

Social Security Number

☒ I don't have a Social Security number.

Cancel Continue

**This feature will
not be available
for parents
without a Social
Security Number
until December
31st!**

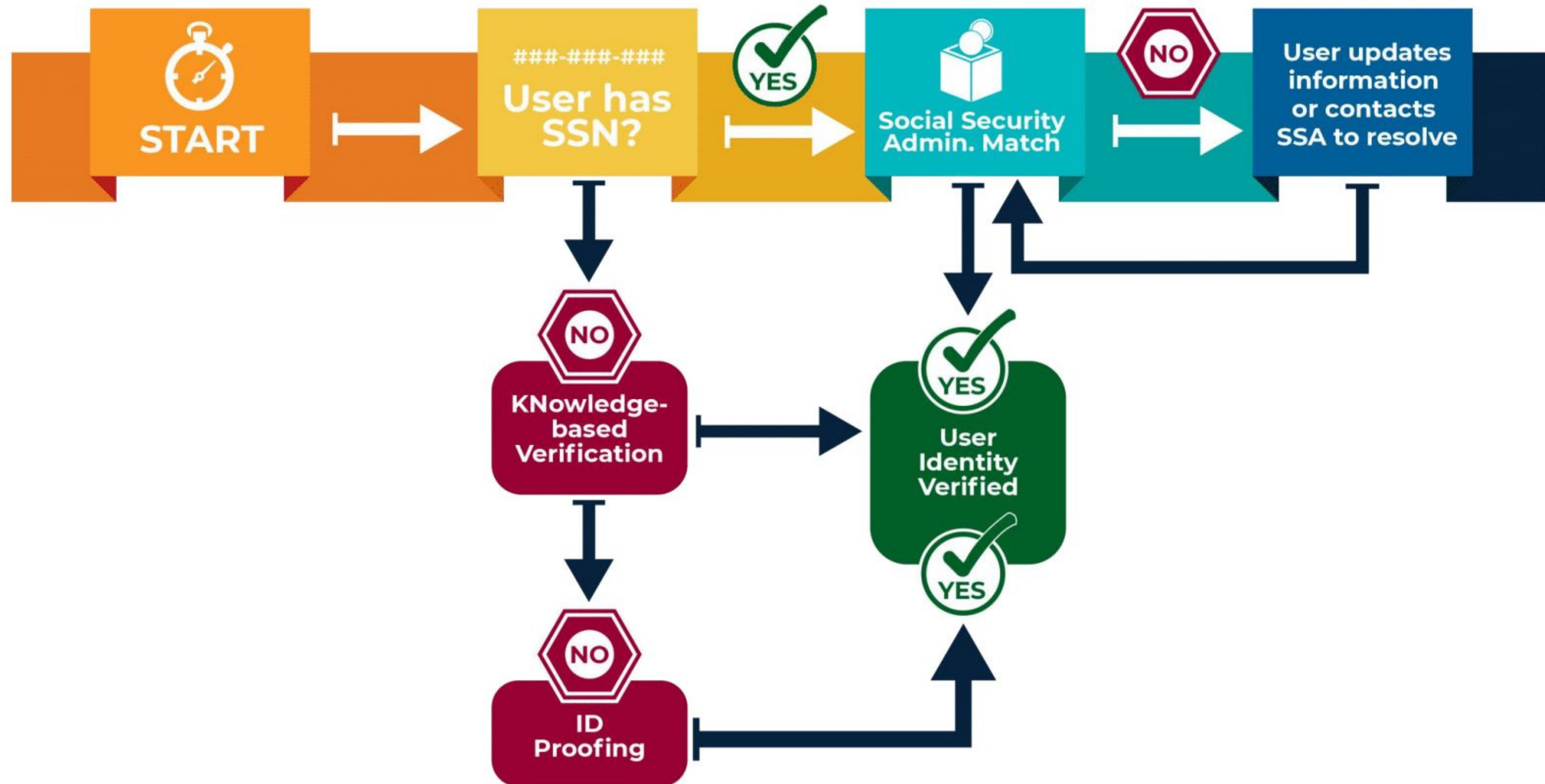
FSA ID: Parent(s) without SSNs*

What we know right now:

- Every contributor will be required to create an FSA ID
- Identity verification will be used for:
 - Students who are from Freely Associated States
 - Parents without SSNs
- Users without SSNs they will have the option to answer “knowledge-based identity” questions
 - If successful – FSA ID is authenticated and available to use immediately
- A manual documentation process will be available for those who can’t pass “knowledge-based identity” questions



Id match & verification flow

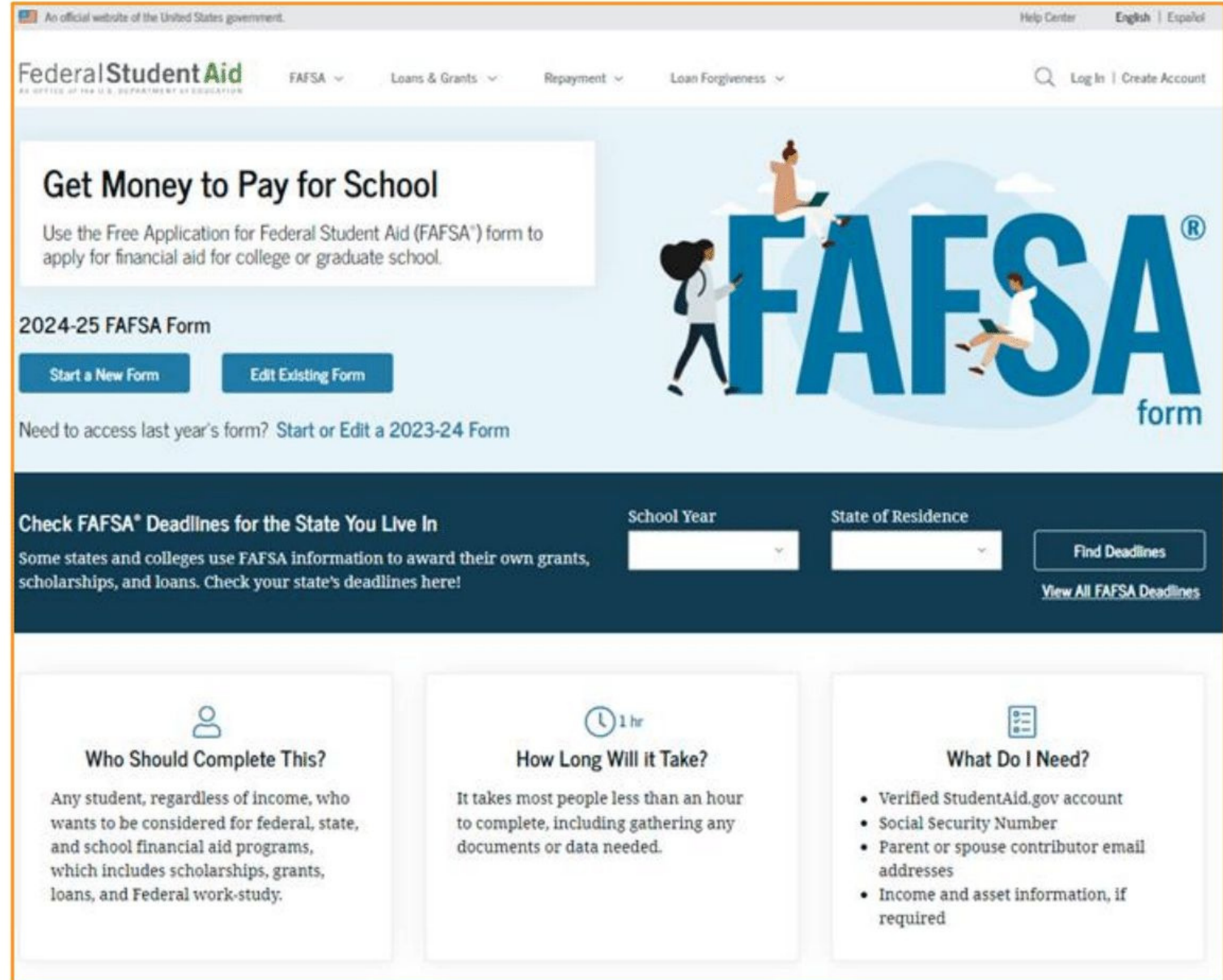


STARTING THE FAFSA: DEPENDENT STUDENT

Dependent Student FAFSA® Form Landing Page

**THIS IS THE MAIN FAFSA®
FORM LANDING PAGE.**

On this page, students are directed to "Start a New Form" or "Edit Existing Form." For the purpose of this presentation, the student is beginning a new application.



The screenshot shows the official FAFSA website. At the top, it says "An official website of the United States government." and "Federal Student Aid" with a logo. Navigation links include "FAFSA", "Loans & Grants", "Repayment", and "Loan Forgiveness". There are also links for "Help Center", "English", "Español", "Log In", and "Create Account".

The main heading is "Get Money to Pay for School" with a subtext: "Use the Free Application for Federal Student Aid (FAFSA®) form to apply for financial aid for college or graduate school." Below this, it says "2024-25 FAFSA Form" and has two buttons: "Start a New Form" and "Edit Existing Form". A link says "Need to access last year's form? Start or Edit a 2023-24 Form".

There is a section titled "Check FAFSA® Deadlines for the State You Live In" with a subtext: "Some states and colleges use FAFSA information to award their own grants, scholarships, and loans. Check your state's deadlines here!". It includes dropdown menus for "School Year" and "State of Residence", a "Find Deadlines" button, and a link "View All FAFSA Deadlines".

At the bottom, there are three informational boxes:

- Who Should Complete This?** (Icon: person) Any student, regardless of income, who wants to be considered for federal, state, and school financial aid programs, which includes scholarships, grants, loans, and Federal work-study.
- How Long Will it Take?** (Icon: clock) 1 hr. It takes most people less than an hour to complete, including gathering any documents or data needed.
- What Do I Need?** (Icon: checklist)
 - Verified StudentAid.gov account
 - Social Security Number
 - Parent or spouse contributor email addresses
 - Income and asset information, if required

Dependent Student Log-In

If the student selects "Start a New Form" from the FAFSA® landing page and they are not logged in to StudentAid.gov, they are taken to the "Log In" page to enter their log-in credentials. To access the FAFSA form, all students are required to have an FSA ID (account username and password). If the student doesn't have an FSA ID, they can select "Create an Account."

The screenshot shows the Federal Student Aid Log In page. At the top, there is a header with the text "An official website of the United States government." and links for "Help Center", "Submit a Complaint", and "English | Español". Below this is the "Federal Student Aid" logo and navigation links for "FAFSA® Form", "Loans and Grants", "Loan Repayment", and "Loan Forgiveness". The main content area features a "Log In" section with a blue "Log In" button. Below the button are links for "Forgot My Username", "Forgot My Password", and "Create an Account". At the bottom of the page, there is a footer with links for "Help Center", "Contact Us", "Site Feedback", "About Us", "Announcements", "Data Center", "Resources", and "Forms Library".

Log In

Email, Phone, or FSA ID Username

test595011023

Password

..... Show Password

Log In

Forgot My Username | Forgot My Password

Create an Account

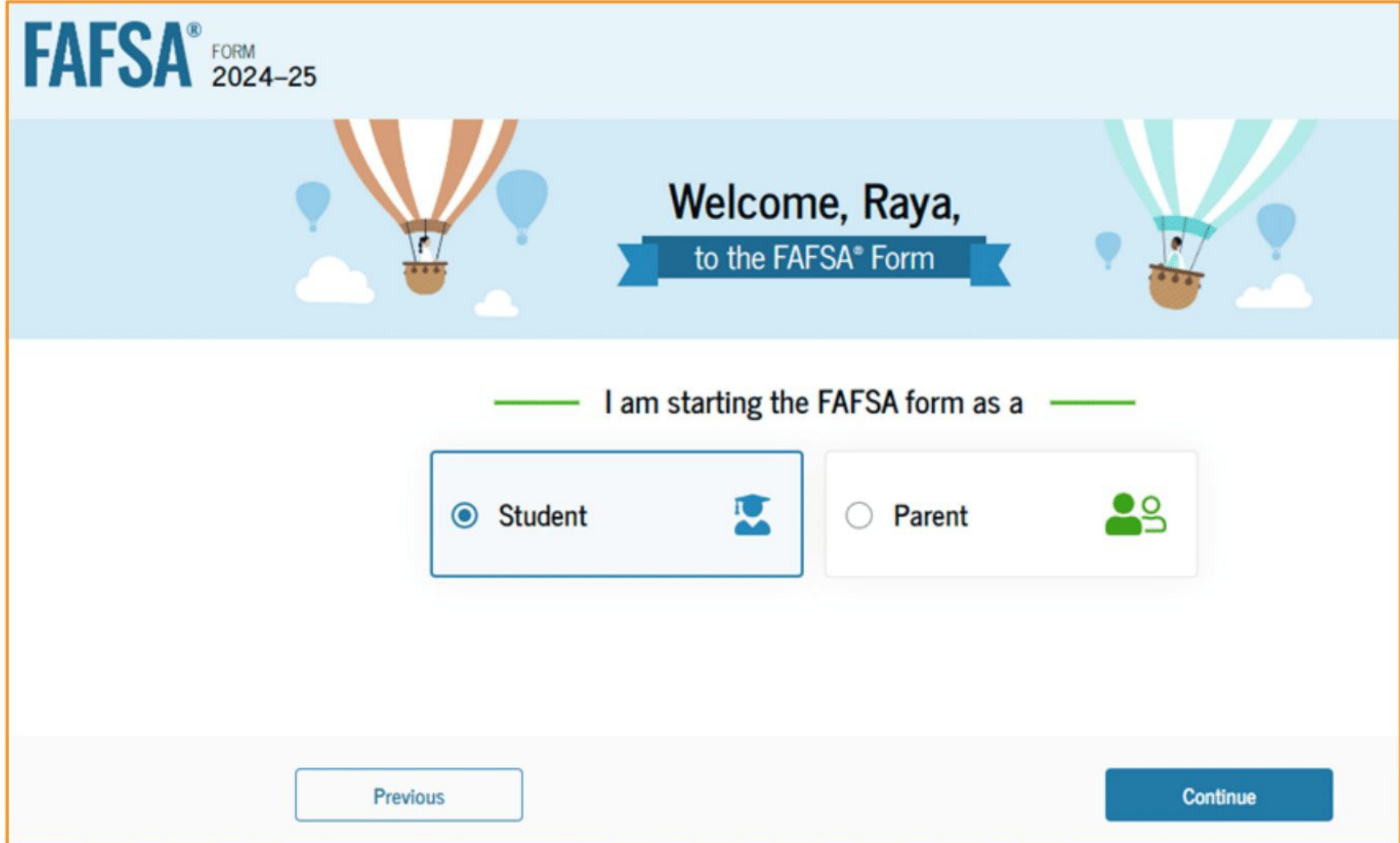
Help Me Log In to My Account

Dependent Student Roles

After logging in, the student can select the applicable role to fill out the FAFSA® form:

“Student,” or “Parent.”

The student selects “Student.”





The screenshot shows the FAFSA 2024-25 login interface. At the top, it says "FAFSA® FORM 2024-25". Below this is a banner with the text "Welcome, Raya, to the FAFSA® Form" flanked by illustrations of hot air balloons. The main section contains the text "I am starting the FAFSA form as a" followed by two radio button options: "Student" (selected) and "Parent". Each option has a corresponding icon: a graduation cap for Student and two people for Parent. At the bottom, there are "Previous" and "Continue" buttons.

FAFSA® FORM 2024-25

Welcome, Raya,
to the FAFSA® Form

I am starting the FAFSA form as a

☒ Student 

☐ Parent 

Previous Continue

Student Onboarding (1 of 4)

When the student starts the 2024–25 FAFSA® form for the first time, they are taken through the FAFSA onboarding process. The first onboarding page provides an overview of the FAFSA form and an accompanying video.



FAFSA® FORM 2024–25 Student Raya Tran

Understanding the FAFSA® Form

1 of 4

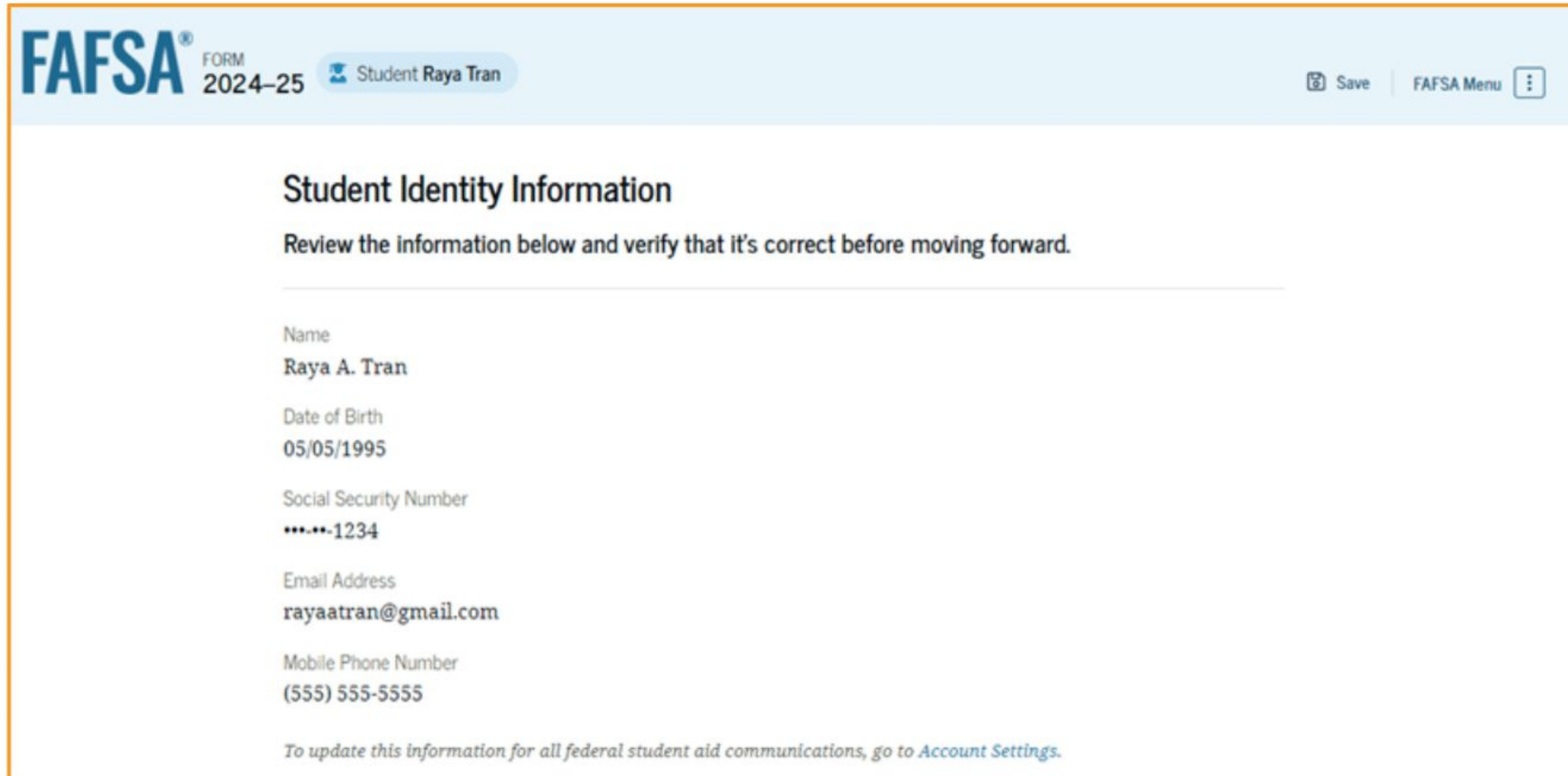
What is the FAFSA® form?

Use the *Free Application for Federal Student Aid* (FAFSA®) form to apply for grants, scholarships, work-study funds, and loans for college or graduate school.

FAFSA® Overview

Previous Continue

Dependent Student Identity Information



The screenshot shows the FAFSA 2024-25 interface. At the top left is the FAFSA logo with 'FORM 2024-25' and the student's name 'Student Raya Tran'. At the top right are 'Save' and 'FAFSA Menu' buttons. The main heading is 'Student Identity Information', followed by the instruction: 'Review the information below and verify that it's correct before moving forward.' The form contains the following fields:

Field	Value
Name	Raya A. Tran
Date of Birth	05/05/1995
Social Security Number	****-1234
Email Address	rayaatran@gmail.com
Mobile Phone Number	(555) 555-5555

At the bottom, a note states: 'To update this information for all federal student aid communications, go to [Account Settings](#).'

This is the first page within the student section. The student can verify that their personal information is correct. To update any of the personal information, the student must access their Account Settings on StudentAid.gov. For fields related to the student's mailing address, the student can edit them directly on this page.

Dependent Student Identity Information (Continued)

Permanent Mailing Address

Include apartment number.

12345 Sesame Street

City

New York

State

New York (NY) ▼

Zip Code

67891

Country

United States of America (US) ▼

Previous

Continue

Dependent Student State of Legal Residence

The screenshot shows the FAFSA 2024-25 interface for Student Raya Tran. The title 'Student State of Legal Residence' is centered. Below it, the 'State' dropdown menu is set to 'New York (NY)'. Further down, the 'Date the Student Became a legal Resident' section has 'Month' set to '01' and 'Year' set to '2000'. At the bottom, there are 'Previous' and 'Continue' buttons.

FAFSA[®] FORM 2024-25 Student Raya Tran Save FAFSA Menu

Student State of Legal Residence

State

New York (NY)

Date the Student Became a legal Resident

Month Year

01 2000

Previous Continue

The student is asked about their state of legal residence. The student selects the state from a dropdown box and provides the month and year when they became a legal resident.

Dependent Student Provides Consent

This page informs the student about consent and their federal tax information. By providing consent, the student's federal tax information is transferred directly into the FAFSA® form from the IRS to help complete the Student Financials section. The student selects "Approve" to provide consent and is taken to the next page.

FAFSA FORM 2024-25 Student Raya Tran Save FAFSA Menu

Provide Consent or Be Ineligible for Federal Student Aid

Summary

Your consent is needed to retrieve and disclose federal tax information (FTI). With your consent, we can obtain tax return information automatically from the IRS to help you complete the FAFSA® form. If you don't provide consent, you will not be eligible for federal student aid, including grants and loans. You must provide consent even if you didn't file a U.S. federal tax return or any tax return at all.

- Get your 2022 tax return information for the 2024-25 FAFSA form.
- Tax return information is required to complete the FAFSA form.
- FTI is used to determine your eligibility for federal student aid.


Under penalty of law, I certify that I am the individual associated with the FSA ID log-in credentials used to access the FAFSA form to provide the necessary approval and consent for the disclosure and use of my federal tax information (FTI) from the U.S. Department of the Treasury. By accepting below, I approve and consent to:


- The U.S. Department of Education to disclose my Social Security number, last name, and date of birth to the U.S. Department of the Treasury in order to obtain my FTI only for the purpose of determining the eligibility for, and the amount of, federal student aid for myself or of others for which I participated and shared my FTI by a program authorized under subpart 1 of Part A, Part C, or Part D of Title IV of the *Higher Education Act of 1965*, as amended.
- The use of my FTI by U.S. Department of Education officials and contractors (as defined in 26 U.S.C. § 6103(d)(13)), only for the purpose of determining the eligibility for, and amount of, federal student aid for myself or of others for which I participated and shared my FTI by a program authorized under Title IV of the *Higher Education Act of 1965*, as amended.
- The U.S. Department of Education to redisclose my FTI received from the U.S. Department of the Treasury, pursuant to 26 U.S.C. 6103(d)(13)(D)(iii), which includes:
 - institutions of higher education participating in the federal student aid programs authorized under the *Higher Education Act of 1965*, as amended;
 - state higher education agencies; and
 - scholarship organizations designated prior to Dec. 19, 2019, by the Secretary of Education.
- The use of my FTI for the application, award, and administration of student aid awarded by the federal government, institutions of higher education, state higher education agencies, and designated scholarship organizations.
- The redisclosure of my FTI to any future 2024-25 FAFSA forms for which I elect to participate (e.g., if I elect to participate in my child's FAFSA form or to complete my own FAFSA form after participating in another FAFSA form). My FTI will be redisclosed to these additional applications upon my affirmation to participate. I understand that I may decline an invitation to participate, which will prevent the transfer of my FTI to that FAFSA form.


Dependent Student Provides Consent (Continued)


student aid and/ or other financial aid program that used FTI to make determinations for eligibility of aid awarded by an institution of higher education, state higher education agency, or other designated scholarship organization.


— Frequently Asked Questions —

Who should provide consent? 

If I'm married and didn't file a joint tax return with my current spouse, does my spouse have to provide consent for you to access their tax information? 

What happens after I provide consent? 


What happens if I revoke consent? 

What happens if I decline consent? 

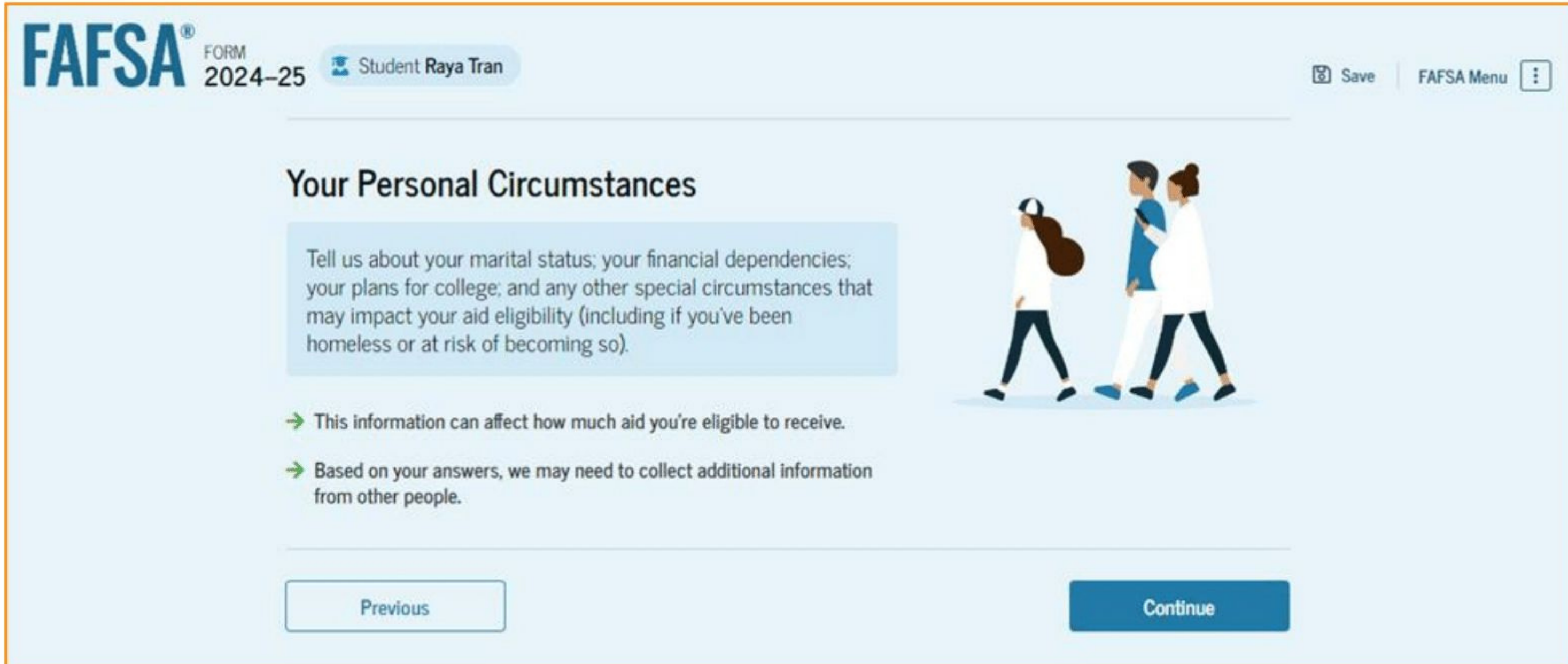
Select "Approve" to consent to using your tax information to determine your eligibility for federal student aid. If you select "Decline," you will not be eligible for federal student aid.

[Previous](#) [Decline](#) [Approve](#)

**This is
required
to be
eligible for
student
aid!**



INTRODUCTION: Dependent Personal Circumstances



The screenshot shows the FAFSA 2024-25 interface for a student named Raya Tran. The page title is 'Your Personal Circumstances'. A text box explains that the user should provide information about marital status, financial dependencies, college plans, and other special circumstances that may affect aid eligibility. Two green arrows point to explanatory text: 'This information can affect how much aid you're eligible to receive.' and 'Based on your answers, we may need to collect additional information from other people.' At the bottom, there are 'Previous' and 'Continue' buttons. An illustration of three people walking is on the right side of the page.

FAFSA[®] FORM 2024-25 Student Raya Tran Save FAFSA Menu

Your Personal Circumstances

Tell us about your marital status; your financial dependencies; your plans for college; and any other special circumstances that may impact your aid eligibility (including if you've been homeless or at risk of becoming so).

- This information can affect how much aid you're eligible to receive.
- Based on your answers, we may need to collect additional information from other people.

Previous Continue

This is the first page within the Student Personal Circumstances section. It provides an overview of the section.

Dependent Student Marital Status

The screenshot shows the FAFSA 2024-25 interface for Student Raya Tran. At the top, there's a progress bar with five steps: 1. Personal Circumstances (active), 2. Demographics, 3. Financials, 4. Colleges, and 5. Signature. Below the progress bar, the section is titled "Student Marital Status". There are six radio button options: "Single (Never Married)" (selected), "Married (not Separated)", "Remarried", "Separated", "Divorced", and "Widowed". At the bottom, there are "Previous" and "Continue" buttons.

FAFSA[®] FORM 2024-25 Student Raya Tran Save FAFSA Menu

1 Personal Circumstances 2 Demographics 3 Financials 4 Colleges 5 Signature

Student Marital Status

☒ Single (Never Married)

☐ Married (not Separated)

☐ Remarried

☐ Separated

☐ Divorced

☐ Widowed

Previous Continue

The student is asked about their marital status.
The student selects the "Single (Never Married)" option.

Dependent Student Personal Circumstances

The student is asked if any of the listed personal circumstances apply to them. The student selects the "None of these apply" option.

FAFSA[®] FORM 2024-25 Student Raya Tran Save FAFSA Menu

1 Personal Circumstances 2 Demographics 3 Financials 4 Colleges 5 Signature

Student Personal Circumstances

Select all that apply.

- ☐ The student is currently serving on active duty in the U.S. armed forces for purposes other than training.
- ☐ The student is a veteran of the U.S. armed forces.
- ☐ The student has children or other people (excluding their spouse) who live with them and receive more than half of their support from the student now and between July 1, 20XX and June 30, 20XX.
- ☐ At any time since the student turned 13, they were an orphan (no living biological or adoptive parent).
- ☐ At any time since the student turned 13, they were a ward of the court.
- ☐ At any time since the student turned 13, they were in foster care.
- ☐ The student is or was a legally emancipated minor, as determined by a court in their state of residence.
- ☐ The student is or was in a legal guardianship with someone other than their parent or stepparent, as determined by a court in their state of residence.
- ☒ None of these apply

Previous Continue

Dependent Student Other Circumstances

FAFSA® FORM 2024-25 Student Raya Tran Save FAFSA Menu

1 Personal Circumstances 2 Demographics 3 Financials 4 Colleges 5 Signature

Student Other Circumstances

At any time on or after July 1, 2023, was the student unaccompanied and either (1) homeless or (2) self-supporting and at risk of being homeless?

☐ Yes ☒ No

Previous Continue

The student is asked if they were homeless or at risk of being homeless. The student selects "No."

Dependent Student Unusual Circumstances

The student is asked if unusual circumstances prevent them from contacting their parent(s). The student selects "No."

The screenshot shows the FAFSA 2024-25 interface for Student Raya Tran. The progress bar at the top indicates the following steps: 1. Personal Circumstances, 2. Demographics, 3. Financials, 4. Colleges, and 5. Signature. The 'Student Unusual Circumstances' section is highlighted with an orange oval. Below the title, a green box contains the text: 'This information will help us evaluate the student's ability to pay for school.' The main question is: 'Do unusual circumstances prevent the student from contacting their parents or would contacting their parents pose a risk to the student?'. Below this, a list of circumstances is provided: 'A person experiencing unusual circumstances may have: • Left home due to an abusive or threatening environment; • Been abandoned by or estranged from their parents, and have not been adopted; • Been granted refugee or asylee status and are separated from their parents, or their parents are displaced in a foreign country; • Been a victim of human trafficking; • Been incarcerated, or their parents are incarcerated and contact with them would pose a risk to them; or • Been otherwise unable to contact or locate their parents, and have not been adopted.' A note states: 'If their circumstances resulted in not having a safe, stable place to live, they may be considered a homeless youth and should review the answer to the previous question about being unaccompanied and homeless.' At the bottom, there are two radio buttons: 'Yes' (unselected) and 'No' (selected). The 'Continue' button is highlighted in blue.

FAFSA[®] FORM 2024-25 Student Raya Tran

Save FAFSA Menu

1 Personal Circumstances 2 Demographics 3 Financials 4 Colleges 5 Signature

Student Unusual Circumstances

This information will help us evaluate the student's ability to pay for school.

Do unusual circumstances prevent the student from contacting their parents or would contacting their parents pose a risk to the student?

A person experiencing unusual circumstances may have:

- Left home due to an abusive or threatening environment;
- Been abandoned by or estranged from their parents, and have not been adopted;
- Been granted refugee or asylee status and are separated from their parents, or their parents are displaced in a foreign country;
- Been a victim of human trafficking;
- Been incarcerated, or their parents are incarcerated and contact with them would pose a risk to them; or
- Been otherwise unable to contact or locate their parents, and have not been adopted.

If their circumstances resulted in not having a safe, stable place to live, they may be considered a homeless youth and should review the answer to the previous question about being unaccompanied and homeless.

☐ Yes ☒ No

Previous Continue

Dependent Student College or Career School Plans

The student is asked about their college grade level for the 2024–25 school year and if they will have their first bachelor's degree. The student selects that they will be a "First Year (freshman)" and that they will not have their first bachelor's degree.

The screenshot shows the FAFSA 2024-25 interface for Student Raya Tran. The progress bar at the top indicates the current step is 4, 'Colleges', with previous steps being 1 (Personal Circumstances), 2 (Demographics), 3 (Financials), and 5 (Signature). The main heading is 'Student College or Career School Plans'. The first question is 'When the student begins the 2024–25 school year, what will their college grade level be?'. It has four radio button options: 'First Year (freshman)' (selected), 'Second Year (sophomore)', 'Other undergraduate (junior or senior)', and 'College graduate, professional, or beyond (MBA, M.D., Ph.D., etc.)'. The second question is 'When the student begins the 2024–25 school year, will they have their first bachelor's degree?'. It has two radio button options: 'Yes' and 'No' (selected). At the bottom, there are 'Previous' and 'Continue' buttons.

FAFSA[®] FORM 2024–25 Student Raya Tran Save FAFSA Menu

1 Personal Circumstances 2 Demographics 3 Financials 4 Colleges 5 Signature

Student College or Career School Plans

When the student begins the 2024–25 school year, what will their college grade level be?

☒ First Year (freshman)

☐ Second Year (sophomore)

☐ Other undergraduate (junior or senior)

☐ College graduate, professional, or beyond (MBA, M.D., Ph.D., etc.)

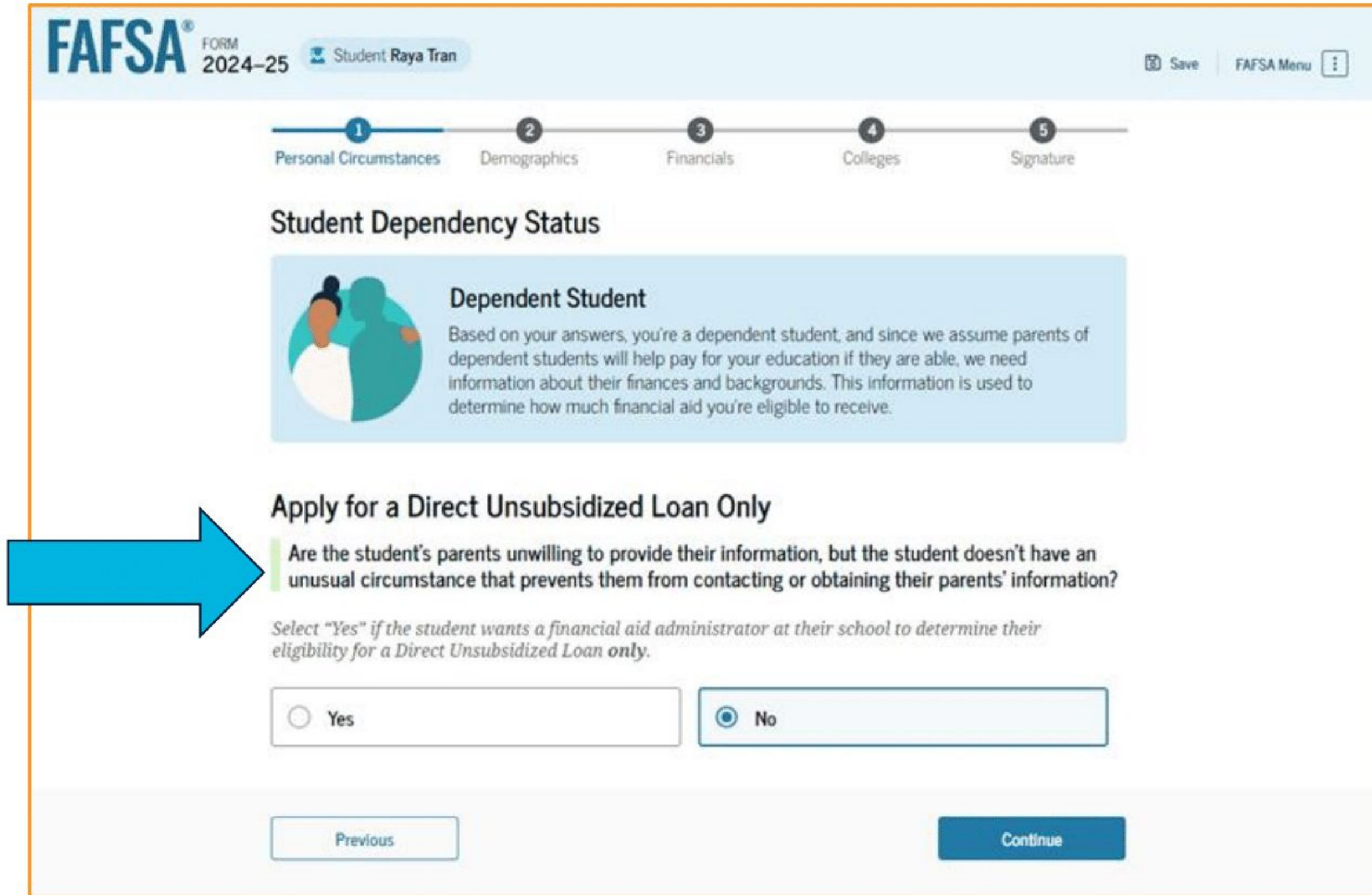
When the student begins the 2024–25 school year, will they have their first bachelor's degree?

☐ Yes ☒ No

Previous Continue

Student Dependency Status: Dependent Student


Based on the answers provided by the student, they are considered a dependent student. The student is asked if they want a financial aid administrator to determine their eligibility for a Direct Unsubsidized Loan only. This is an option if the student's parents are unwilling to provide information. The student selects "No."



FAFSA[®] FORM 2024-25 Student Raya Tran Save FAFSA Menu

1 Personal Circumstances 2 Demographics 3 Financials 4 Colleges 5 Signature

Student Dependency Status

 **Dependent Student**

Based on your answers, you're a dependent student, and since we assume parents of dependent students will help pay for your education if they are able, we need information about their finances and backgrounds. This information is used to determine how much financial aid you're eligible to receive.

Apply for a Direct Unsubsidized Loan Only

Are the student's parents unwilling to provide their information, but the student doesn't have an unusual circumstance that prevents them from contacting or obtaining their parents' information?

Select "Yes" if the student wants a financial aid administrator at their school to determine their eligibility for a Direct Unsubsidized Loan **only**.

☐ Yes ☒ No

Previous Continue

KEY GUIDANCE:

Dependency Section

- To adjust identity information the student will need to go through their account settings on studentaid.gov
- Consent is required no matter the personal situation to be eligible for federal aid:
 - Tax filers
 - Non-tax filers
 - Foreign tax filers
- Skip logic is limited in the dependency section due to legislation



For Independent Students

INDEPENDENT STUDENT SECTIONS:

- Personal Circumstances
 - Demographics
 - Financials
 - Colleges
 - Sign & Submit
- If married and they don't file taxes with spouse, they will need to invite them to be a contributor on the FAFSA
 - Spouse will need to provide identity information, consent, and financial information



INVITING PARENT(S)

DEPENDENT STUDENT: Tell Us About Your Parents

As the student is considered dependent, they are asked to provide information about their parents. The FAFSA® form considers their “Parent” to be their legal (biological or adoptive) parent. The student is asked if their parents are married. The student selects “Yes” and is required to invite their parents to their FAFSA form to complete the required parent sections.

FAFSA® FORM 2024-25 Student Raya Tran Save FAFSA Menu


1 Personal Circumstances 2 Demographics 3 Financials 4 Colleges 5 Signature

Tell Us About Your Parents

On the FAFSA® form, your “Parent” is your legal (biological or adoptive) parent or stepparent who supports you financially.

Are your parents married to each other?

☒ Yes ☐ No

 **You will need to provide information for your parents**
Based on your answers in this section, you'll need to provide information about both of your parents on your FAFSA form. You can invite your parents to your form so they can complete their required sections.

Previous Continue


Dependent Student Invites Parents to FAFSA® Form

The student is asked to enter personal information about their parents in order to send them an invite to their FAFSA® form. In this scenario, the student invites one parent.

FAFSA® FORM 2024-25 Student: Raya Tran Save FAFSA Menu


1 Personal Circumstances 2 Demographics 3 Financials 4 Colleges 5 Signature

Invite Parents to your FAFSA® Form

 You will need to provide information for your parents. Based on your answers in the previous section, you'll need to provide information about both of your parents on your FAFSA form. You can invite your family members to your form to help you complete all required sections.

Enter names of parents, identified on the prior page, and we'll send electronic requests on your behalf.


Please make sure to provide information that your parents would use to login to StudentAid.gov.

 **Parent**

First Name: Alcina

Last Name: Tran

Date of Birth: Month 05 Day 05 Year 1973

 **Parent Spouse** optional

First Name:

Last Name:

Date of Birth: Month Day Year

Social Security Number (SSN)

SHOW ⓘ

☐ My parent doesn't have a SSN

Email Address

Confirm Email Address

Invite Parent

Social Security Number (SSN)

HIDE ⓘ

☐ My parent doesn't have a SSN

Email Address

Confirm Email Address

Invite Parent

Previous **Continue**

Parent Wizard Questions

ARE YOUR PARENTS MARRIED TO EACH OTHER?

- If yes, provide information about both parents
- If no, next question

DO THE PARENTS LIVE TOGETHER?

- If yes, provide information about both parents
- If no, next question

DID ONE PARENT PROVIDE MORE FINANCIAL SUPPORT THAN THE OTHER OVER THE PAST 12 MONTHS?

- If both parents provided an exact equal amount of financial support or if they don't support the student financially, select "No," and refer to the parent with the greater income or assets in the next question.
- Yes or No, next question

HAS THE PARENT YOU IDENTIFIED IN THE PREVIOUS QUESTION REMARRIED?

- If yes, provide information for the parent and stepparent
- If no, provide information about this parent only

Are the parents married to each other?

☐ Yes

☒ No

Do the parents live together?

☐ Yes

☒ No

Did one parent provide more financial support than the other parent over the past 12 months?

If both parents provided an exact equal amount of financial support or if they don't support the student financially, select "No," and refer to the parent with the greater income or assets in the next question.

☐ Yes

☒ No

Has the parent you identified in the previous question remarried?

Remember, this applies to the parent with the greater income and assets.

☐ Yes

☒ No



Provide Information for This Parent Only

Based on your answers in the previous section, you'll need to provide information about only this parent on the FAFSA® form. You can invite this parent to the form and have them complete their required sections.

KEY GUIDANCE: Inviting Parents

- Parent invite must match legal name, date of birth, and SSN (if they have one) or mailing address (if they don't have an SSN)
- Email address provided for contributors does not need to match the one used for the FSA ID
- Only one parents info is needed to progress through form, 2nd parent can be invited by 1st parent contributor if needed
- Issues with match need to be fixed by student

RECOMMENDATION: Talk through parent wizard questions before starting the FAFSA



Federal Student Aid has released a “Which Parent Is A Contributor?” infographic

STUDENT DEMOGRAPHICS

Dependent Student Demographic

The student is asked about their gender identity. The student selects the response for the question.

FAFSA[®] FORM 2024-25 Student Raya Tran

Save FAFSA Menu

1 Personal Circumstances 2 Demographics 3 Financials 4 Colleges 5 Signature

Student Demographic Information

Questions Used for Research Purposes Only and Do Not Affect Federal Student Aid Eligibility

Your answers will not

- affect the student's eligibility for federal student aid,
- be used in any calculations, and
- be shared with the schools to which the student applies.

What is the student's gender?

☐ Male

☐ Female

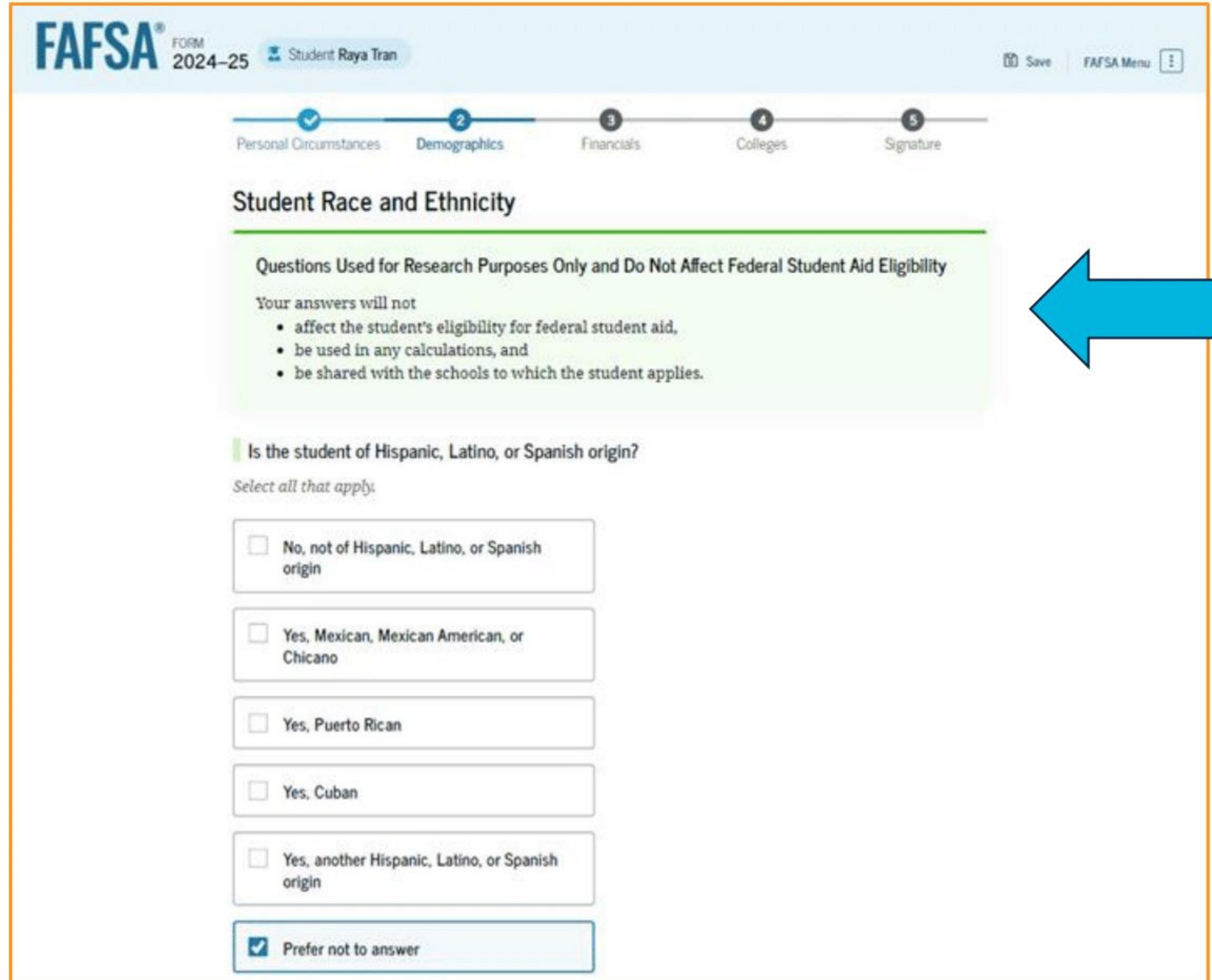
☐ Nonbinary or another gender

☐ Prefer not to answer

Previous Continue

Dependent Student Race and Ethnicity

The student is asked if they are of Hispanic, Latino, or Spanish origin. They are also asked about their race. The student selects checkboxes to answer both questions.



FAFSA[®] FORM 2024-25 Student Raya Tran Save FAFSA Menu

1 Personal Circumstances 2 Demographics 3 Financials 4 Colleges 5 Signature

Student Race and Ethnicity

Questions Used for Research Purposes Only and Do Not Affect Federal Student Aid Eligibility

Your answers will not

- affect the student's eligibility for federal student aid,
- be used in any calculations, and
- be shared with the schools to which the student applies.

Is the student of Hispanic, Latino, or Spanish origin?

Select all that apply:

☐ No, not of Hispanic, Latino, or Spanish origin

☐ Yes, Mexican, Mexican American, or Chicano

☐ Yes, Puerto Rican

☐ Yes, Cuban

☐ Yes, another Hispanic, Latino, or Spanish origin

☒ Prefer not to answer

Dependent Student Race and Ethnicity (Continued)

What is the student's race?

Select all that apply.

☐

White

☐

Black or African American

☐

Asian

☐

American Indian or Alaska Native

☐

Native Hawaiian or Other Pacific Islander

☒

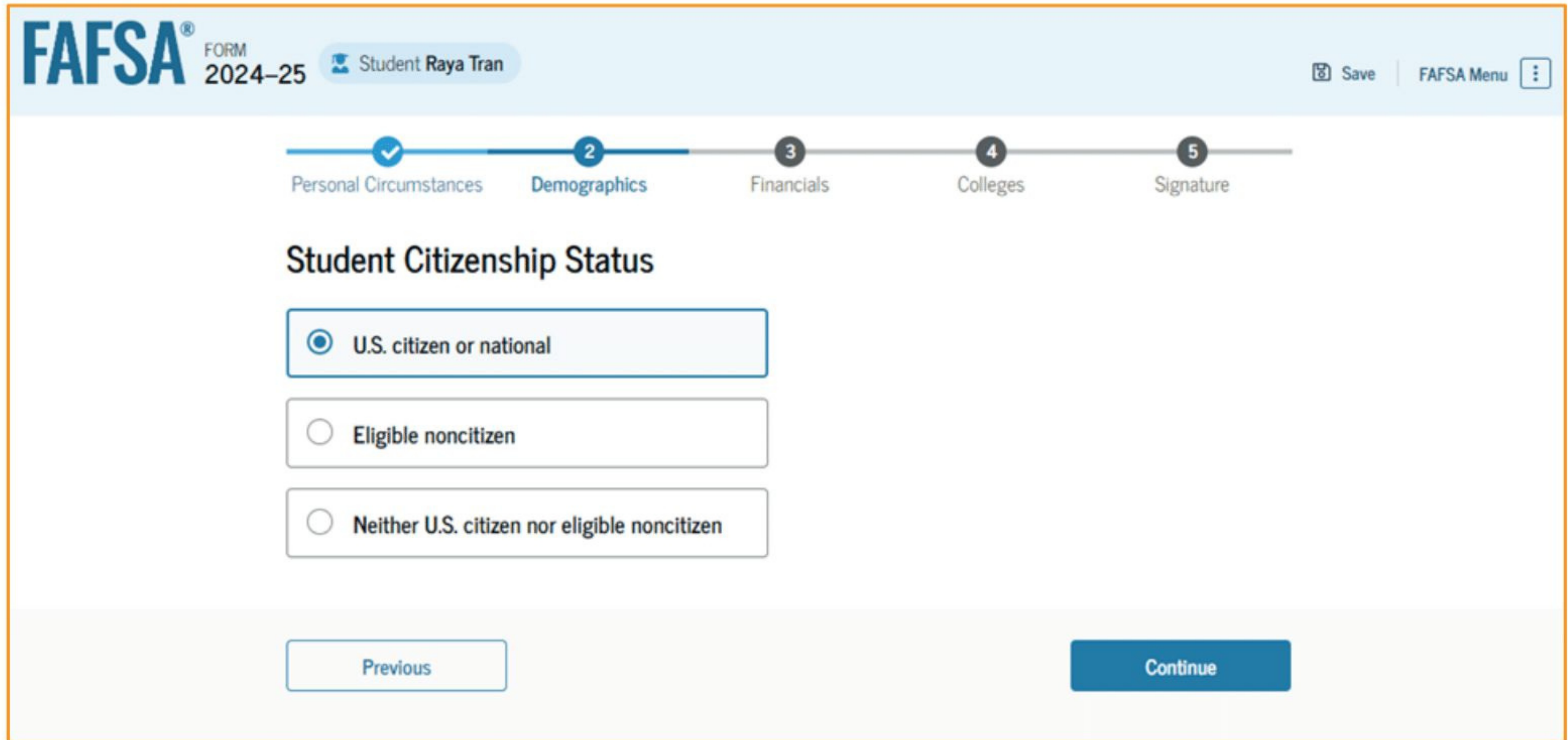
Prefer not to answer

Previous

Continue

Dependent Student Citizenship Status

The student is asked about their citizenship status. The student selects the "U.S. citizen or national" option.



The screenshot shows the FAFSA 2024-25 interface for Student Raya Tran. At the top, a progress bar indicates five steps: 1. Personal Circumstances (completed with a checkmark), 2. Demographics (current step), 3. Financials, 4. Colleges, and 5. Signature. Below the progress bar, the title "Student Citizenship Status" is displayed. Three radio button options are listed: "U.S. citizen or national" (selected), "Eligible noncitizen", and "Neither U.S. citizen nor eligible noncitizen". At the bottom, there are "Previous" and "Continue" buttons. The top right corner includes a "Save" button and a "FAFSA Menu" icon.

Dependent Student's Parent Education Status

The student is asked about their parents' education status. The student selects the "No" option.

The screenshot displays the FAFSA 2024-25 form for Student Raya Tran. The progress bar at the top indicates the following steps: 1. Personal Circumstances (completed), 2. Demographics (current step), 3. Financials, 4. Colleges, and 5. Signature. The 'Parent Education Status' section asks, 'Did either of the student's parents attend college?'. There are three radio button options: 'Yes', 'No' (which is selected), and 'Don't know'. At the bottom of the form, there are 'Previous' and 'Continue' buttons.

FAFSA[®] FORM 2024-25 Student Raya Tran Save FAFSA Menu

1 Personal Circumstances 2 Demographics 3 Financials 4 Colleges 5 Signature

Parent Education Status

Did either of the student's parents attend college?

☐ Yes ☒ No ☐ Don't know

Previous Continue

Dependent Student's Parent Killed in Line of Duty

The student is asked if their parent was killed in the line of duty. The student selects the “No” option.

The screenshot shows the FAFSA 2024-25 application interface for Student Raya Tran. At the top, a progress bar indicates five steps: Personal Circumstances (completed), Demographics (current), Financials, Colleges, and Signature. The main heading is 'Parent Killed in Line of Duty'. Below it, the question asks: 'Was the student's parent or guardian killed in the line of duty while (1) serving on active duty as a member of the Armed forces on or after September 11, 2001 or (2) performing official duties as a public safety officer?'. A note specifies that public safety officers include law enforcement officers, firefighters, and emergency service workers. Two radio button options are provided: 'Yes' (unselected) and 'No' (selected). At the bottom, there are 'Previous' and 'Continue' buttons.

FAFSA[®] FORM 2024-25 Student Raya Tran Save FAFSA Menu

Personal Circumstances Demographics Financials Colleges Signature

Parent Killed in Line of Duty

Was the student's parent or guardian killed in the line of duty while (1) serving on active duty as a member of the Armed forces on or after September 11, 2001 or (2) performing official duties as a public safety officer?

Public safety officers include law enforcement officers, firefighters, and emergency service workers.

☐ Yes ☒ No

Previous Continue

Dependent Student High School Completion Status

The student is asked about what their high school completion status will be when they start the 2024–25 school year. The student selects the "High school diploma" option.

The screenshot shows the FAFSA 2024-25 interface for Student Raya Tran. The progress bar at the top indicates the following steps: 1. Personal Circumstances (completed), 2. Demographics (current step), 3. Financials, 4. Colleges, and 5. Signature. The main heading is "Student High School Completion Status". Below it, the question asks: "What will the student's high school completion status be at the beginning of the 2024–25 school year?". There are four radio button options: "High school diploma" (selected), "State-recognized high school equivalent (e.g., GED certificate)", "Homeschooled", and "None of the above". At the bottom, there are "Previous" and "Continue" buttons.

FAFSA® FORM 2024–25 Student Raya Tran Save FAFSA Menu

1 Personal Circumstances 2 Demographics 3 Financials 4 Colleges 5 Signature

Student High School Completion Status

What will the student's high school completion status be at the beginning of the 2024–25 school year?

- ☒ High school diploma
- ☐ State-recognized high school equivalent (e.g., GED certificate)
- ☐ Homeschooled
- ☐ None of the above

Previous Continue

Dependent Student High School Information

The student is asked which high school they did or will graduate from. The student enters their high school's state and city. After selecting "Search," they select the correct high school from the search results.

FAFSA[®] FORM 2024-25 Student: Raya Tran

Progress: 1. Personal Circumstances (checked), 2. Demographics, 3. Financials, 4. Colleges, 5. Signature

High School Information

From what high school did or will the student graduate?

State: New York (NY) ?

City: Brooklyn ?

High School Name - optional: Brown Hi ?

Search

Previous Continue

FAFSA[®] FORM 2024-25 Student: Raya Tran

Progress: 1. Personal Circumstances (checked), 2. Demographics, 3. Financials, 4. Colleges, 5. Signature

High School Information

From what high school did or will the student graduate?

State: New York (NY) ?

City: Brooklyn ?

High School Name - optional: Brown High School ?

☒ Brown High School
Brooklyn, New York (NY)

Search Again

Previous Continue

Dependent Student Confirms High School

The student has the option to edit the high school information presented on this page by selecting "Edit," which will return them to the high school information page. The student confirms their high school information and selects "Continue" to proceed to the next section.

The screenshot shows the FAFSA 2024-25 interface for Student Raya Tran. At the top, a progress bar indicates five steps: 1. Personal Circumstances (completed with a checkmark), 2. Demographics (current step), 3. Financials, 4. Colleges, and 5. Signature. The main heading is "Confirm Your High School". Below it, a message states: "Take a look to verify that your high school information below is correct. Once you're ready, select 'Continue' and we'll add this high school to your FAFSA." The form fields show: High School Name: Buena Vista High School (with an "Edit" link), City: Lakewood, and State: California. At the bottom, there are "Previous" and "Continue" buttons.

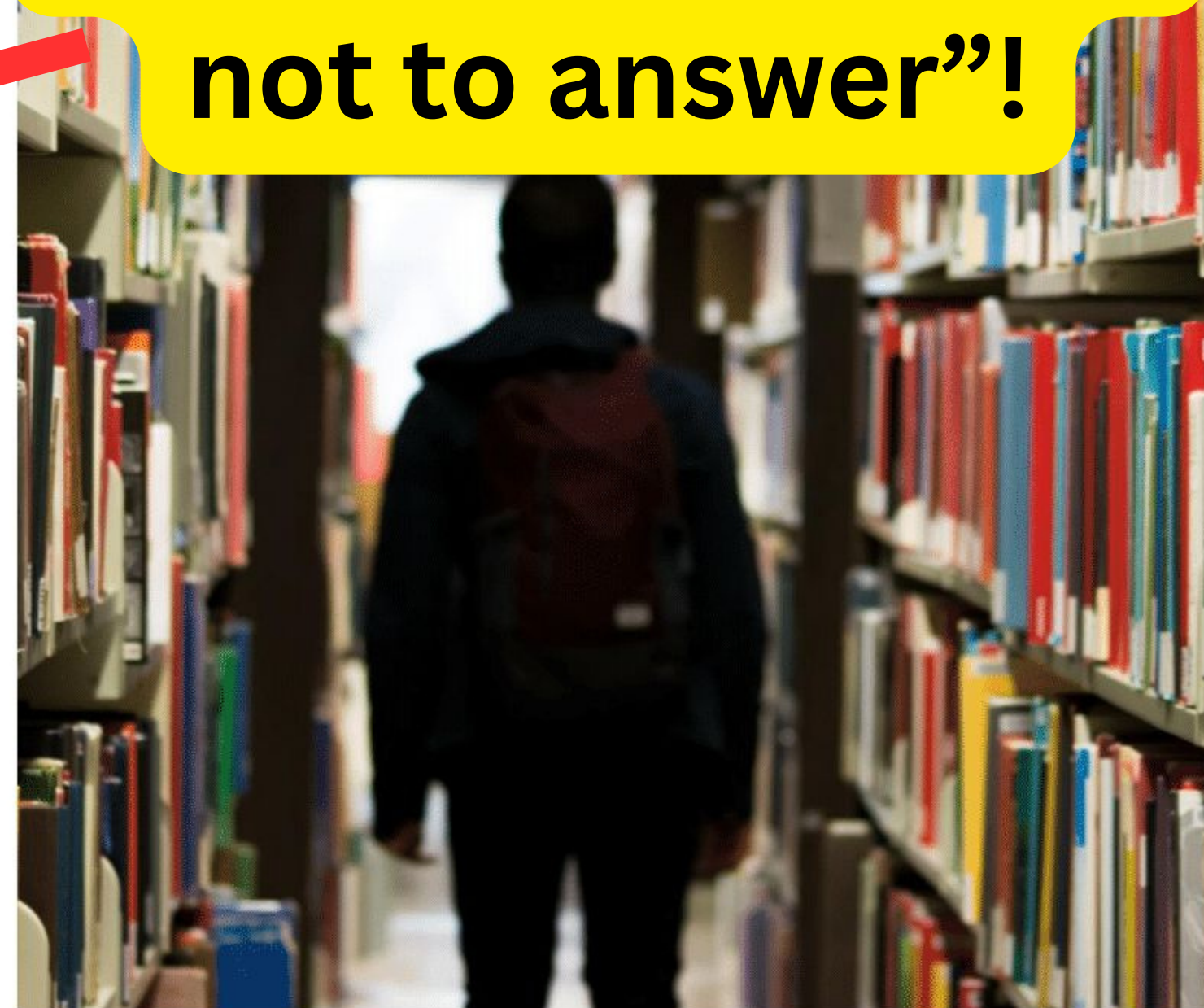
KEY GUIDANCE:

Student Demographics

GENDER AND RACE AND ETHNICITY QUESTIONS

- “Prefer not to answer” available for all questions
- Responses will not be shared with colleges
- Parents cannot see these answers when they are provided by the student
- **Eligible non-citizens will need to report their alien registration number**
- **Correct high school selection will help increase accuracy of FAFSA completion data**
 - State & city required

There is no penalty for selecting “prefer not to answer”!



STUDENT FINANCIALS

Dependent Student Tax Return Information

The student is asked questions about their 2022 tax return.

The student enters a response in each entry field.

The screenshot shows the FAFSA 2024-25 interface for Student Raya Tran. The progress bar indicates that the 'Financials' section (step 3) is currently active, with 'Personal Circumstances' (step 1) and 'Demographics' (step 2) completed, and 'Colleges' (step 4) and 'Signature' (step 5) yet to be completed. The 'Student 2022 Tax Return Information' section is displayed, with a note to refer to the student's 2022 tax return and convert all currency to U.S. dollars. Two input fields are shown: 'Amount of College Grants, Scholarships, or AmeriCorps Benefits Reported as Income to the IRS (optional)' and 'Foreign Earned Income Exclusion'. Both fields have a dollar sign icon, a numeric input area showing '0', and a decimal input area showing '.00'. A 'Previous' button is located at the bottom left, and a 'Continue' button is at the bottom right.

FAFSA[®] FORM 2024-25 Student Raya Tran

Save FAFSA Menu

Personal Circumstances Demographics Financials Colleges Signature

Student 2022 Tax Return Information

Refer to the student's 2022 tax return to answer the following questions.
Convert all currency to U.S. dollars.

Amount of College Grants, Scholarships, or AmeriCorps Benefits Reported as Income to the IRS (optional)

The student paid taxes on these grants, scholarships, or benefits. These usually apply to those renewing their FAFSA[®] form, not to first-time applicants.

\$ 0 .00 ⓘ

Foreign Earned Income Exclusion

\$ 0 .00

Previous Continue

Dependent Student Assets

The student is asked about their assets. The student enters a response in each entry field.

FAFSA® FORM 2024-25 Student Raya Tran Save FAFSA Menu

Personal Circumstances Demographics **Financials** Colleges Signature

Student Assets

Current Total of Cash, Savings, and Checking Accounts
Don't include student financial aid.

\$ 500 .00


Current Net Worth of Businesses and Investment Farms
Enter the net worth of the student's businesses or for-profit agricultural operations. Net worth is the value of the businesses or farms minus any debts owed against them.

\$ 0 .00

Current Net Worth of Investments, Including Real Estate
Don't include the home the student lives in. Net worth is the value of the investments minus any debts owed against them.

\$ 0 .00

Previous Continue



KEY GUIDANCE:

Student Financials

- **For student tax-filers only two tax form questions will be asked**
 - Taxable grants/scholarships
 - Foreign earned income exclusion
- **Earnings from work will not be asked - this includes non-tax filers**
- **Student and/or parent will never see any federal tax info that is shared via Direct Data Exchange (DDX)**
 - Won't be on form
 - Won't be on FAFSA submission summary
- **If FSA ID is not authenticated yet – manual response to tax related questions will be required**



SELECTING COLLEGES, REVIEWING, AND SIGNING

Dependent Student College Search

The student is asked to search for the colleges and/or career schools they would like to receive their FAFSA® information. The student searches for a school by entering a state, city, and/or school name. After selecting "Search," they select the correct school from the search results. Students can select to send their FAFSA information to a maximum of 20 schools.

FAFSA FORM 2024-25 Student: Raya Tran

Where should we send your FAFSA?
Search for the colleges to which you'd like to send your FAFSA® information.
You can add up to 20 colleges to your FAFSA form.

0 of 20 Schools Selected View Selected Schools

Search by School Name Search by School Code

State
Cal
California (CA)

School Name - optional

Search

Previous Continue

Rice University Burlington, California (CA)	Federal School Code B09773	+ Select
Rhodes College Centerville, California (CA)	Federal School Code E89235	+ Select
Smith College Lexington, California (CA)	Federal School Code G92383	+ Select
Macalester College Madison, California (CA)	Federal School Code 038412	+ Select
Wellesley College Springfield, California (CA)	Federal School Code F09983	Selected

Search and Select Schools

Previous 1 2 3 4 5 Next

Previous Continue

✓ 4 of 20 schools have been selected Search and Select Schools

Dependent Student-Selected Colleges

The student can view which colleges and/or career schools they have selected. If the student has not selected 20 schools, they have the option to search and select more schools, and **for students in some states, they have the option to change the position of their selected schools.** When the student selects "Continue," they will have completed entering the required student information for their section and can proceed to review and sign their form.

FAFSA[®] FORM 2024-25 Student Reply Tool

Personal Circumstances Demographics Financials **Colleges** Signature

Selected Colleges
These are the colleges you want to receive your FAFSA information.
To change the position of a school in your list, use the up and down arrow buttons to the left of the school's name.

School list guidelines for Connecticut residents
To be eligible for state grant aid in Connecticut, you must list an eligible in-state college within the first 2 positions. If you update your school choices later, please notify your state agency by sending an email to sfa@ctobe.org.

12 of 20 Schools Selected

Showing 1 to 10 of 12

1	^ v	University of California Northridge, CA	Federal School Code G03453	Remove View Info
2	^ v	University of California Northridge, CA	Federal School Code G03453	Remove View Info
3	^ v	University of California Northridge, CA	Federal School Code G03453	Remove View Info

4	^ v	University of California Northridge, CA	Federal School Code G03453	Remove View Info
5	^ v	University of California Northridge, CA	Federal School Code G03453	Remove View Info
6	^ v	University of California Northridge, CA	Federal School Code G03453	Remove View Info
7	^ v	University of California Northridge, CA	Federal School Code G03453	Remove View Info
8	^ v	University of California Northridge, CA	Federal School Code G03453	Remove View Info
9	^ v	University of California Northridge, CA	Federal School Code G03453	Remove View Info
10	^ v	University of California Northridge, CA	Federal School Code G03453	Remove View Info

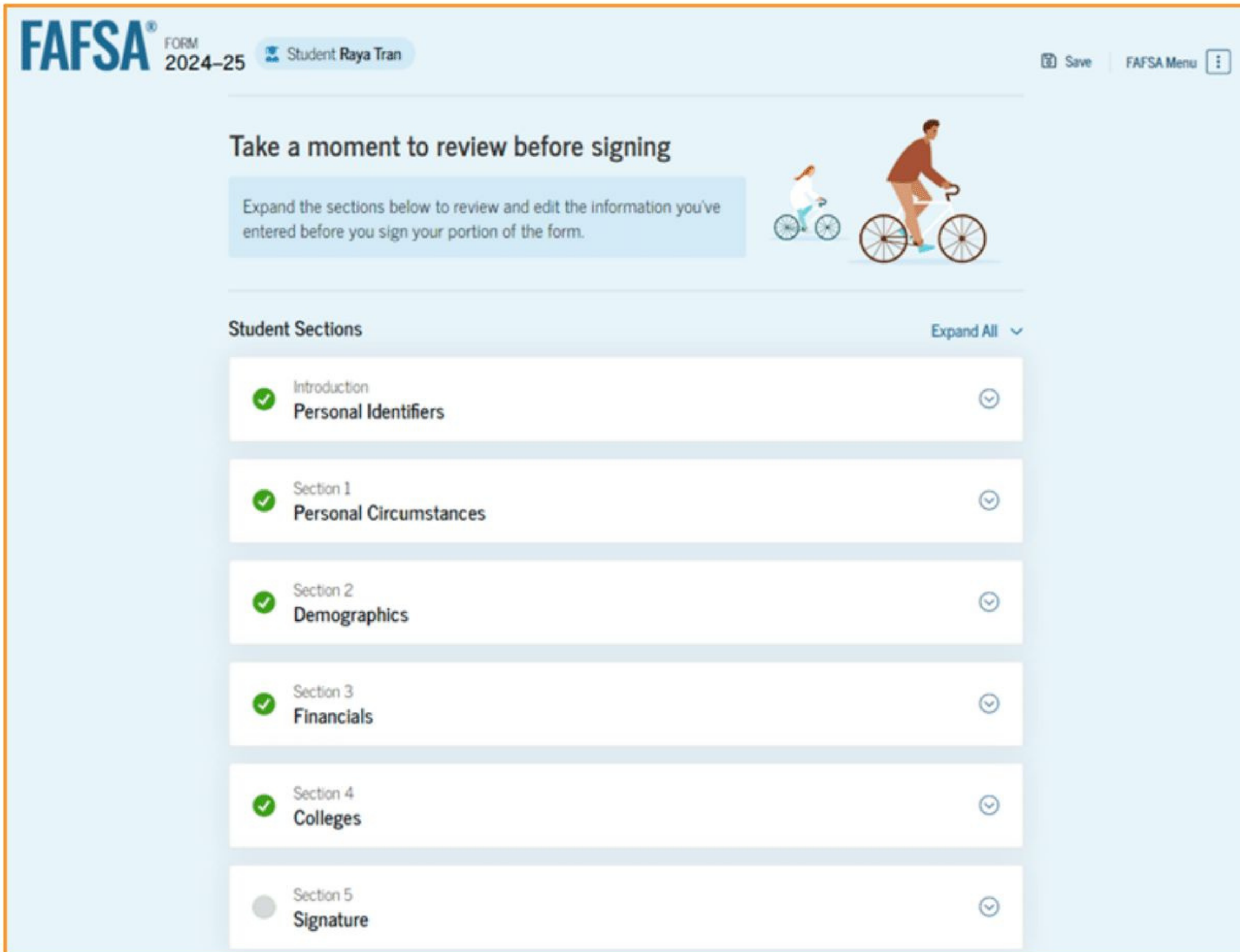
Search and Select Schools

< Previous 1 2 Next >

Previous Continue

Dependent Student Review Page

The review page displays the responses that the student has provided in the FAFSA® form. The student can view all their responses by selecting "Expand All" or expand each section individually. To edit a response, the student can select the question's hyperlink and will be taken to the corresponding page. Additionally, since the student invited their parent into the form, they see the parent contributor section and the status of their parent's invite.



The screenshot shows the FAFSA 2024-25 Student Review Page for Student Raya Tran. The page has a light blue header with the FAFSA logo, the form year, the student's name, and a 'Save' button. Below the header, a message says 'Take a moment to review before signing' and 'Expand the sections below to review and edit the information you've entered before you sign your portion of the form.' To the right of this message is an illustration of a family riding bicycles. The main content area is titled 'Student Sections' and has an 'Expand All' button. It lists five sections: 'Introduction Personal Identifiers', 'Section 1 Personal Circumstances', 'Section 2 Demographics', 'Section 3 Financials', and 'Section 4 Colleges'. Each of these sections has a green checkmark icon and a dropdown arrow. The fifth section, 'Section 5 Signature', has a grey circle icon and a dropdown arrow.

FAFSA® FORM 2024-25 Student Raya Tran Save FAFSA Menu

Take a moment to review before signing

Expand the sections below to review and edit the information you've entered before you sign your portion of the form.

Student Sections Expand All

- Introduction Personal Identifiers
- Section 1 Personal Circumstances
- Section 2 Demographics
- Section 3 Financials
- Section 4 Colleges
- Section 5 Signature

Dependent Student Review Page (Continued)

Parent Contributor Section

This Section is Shared With 2 Contributors

Your FAFSA form is shared with the individuals listed below. You can request, manage, or remove signatures and contributions from this page or in your FAFSA form.

Parent Contributors	Date Request Sent	Status	Edit 
 Alcina Tran	07/13/2024	<input checked="" type="checkbox"/> Invite Sent	
 Travis Tran	07/13/2024	<input checked="" type="checkbox"/> Invite Sent	

Previous

Continue

Dependent Student Signature

On this page, the student acknowledges the terms and conditions of the FAFSA® form and signs their section. After agreeing and signing, the student is able to submit their section of the FAFSA form. **Since parent information has not been provided, the FAFSA form is not considered complete and can't be processed yet.**

The screenshot shows the FAFSA 2024-25 interface for Student Raya Tran. At the top, a progress bar indicates the following steps: Personal Circumstances, Demographics, Financials, Colleges, and Signature (the current step, marked with a '5'). Below the progress bar, the heading 'Sign and Complete Your Part' is displayed. A green-bordered box contains a 'Summary' section with the following text: 'This page confirms you understand the terms and conditions of the FAFSA form, and that you have filled it out accurately to the best of your ability.' and 'The FAFSA form is a legal document you will electronically sign with your FSA ID. Because this is associated with your personal information, do not share it with anyone.' Below this box, a paragraph states: 'By signing this application electronically using your FSA ID (username and password) and/or any other credential or by signing a signature page and mailing it to us, YOU, THE STUDENT, certify that you'. This is followed by a bulleted list of five conditions: 'will use federal and/or state student financial aid only to pay the cost of attending an institution of higher education,', 'are not in default on a federal student loan or have made satisfactory arrangements to repay it,', 'do not owe money back on a federal student grant or have made satisfactory arrangements to repay it,', 'will notify your school if you default on a federal student loan, and', and 'will not receive a Federal Pell Grant from more than one school for the same period of time.'

Dependent Student Signature (Continued)

You also certify that you understand that the secretary of education has the authority to verify information reported on your application with the Internal Revenue Service and other federal agencies.

If you sign this application or any document related to the federal student aid programs electronically using a username and password, and/or any other credential, you certify that you are the person identified by the username and password, and/or any other credential and have not disclosed that username and password, and/or any other credential to anyone else. If you purposely give false or misleading information, you may be fined up to \$20,000, sent to prison, or both.

Sign Your FAFSA Form

☒ I, Raya Tran, agree to the terms outlined above

Cancel

Submit

Dependent Student Section Complete (Continued)

Here's What You Can Do Next



Check Your Email

You will receive an email version of this page at the following email address:
rayaatran@gmail.com.



Your FAFSA® Form Still Needs Contributor Information

The contributor(s) you selected will receive an email invitation to join your form every seven days until the application is complete.

Things You Should Know



View Your FAFSA® Submission Summary

Once your application is complete and submitted, you can view your FAFSA Submission Summary, a summary of the information you provided on your FAFSA form. You'll be able to access the FAFSA Submission Summary one to three days after you submit your application by logging back in with your account username and password (FSA ID).



Questions About Your Eligibility For Aid?

Visit the "FAFSA Help" page for more information.

[Get Help >](#)

We strongly recommend that your parent(s) complete their own section. If that isn't possible, you can manually provide their information, but you will not be eligible for federal student aid, including grants and loans, until they provide consent and sign the form.

[Provide Parent Information Manually >](#)

Dependent Student Section Complete

Upon signing the student section, the student is presented the student section complete page. This page displays information for the student about next steps, including tracking their FAFSA® form. The student is reminded that their form is not completed and can't be submitted until the parent completes the contributor section of the form and signs it. Next, in this scenario, the student's invited parent will enter the FAFSA form and complete the parent section.

The screenshot shows the FAFSA 2024-25 Student Section Complete page for Student Raya Tran. The page features a celebratory banner at the top that reads "You're Almost There! The Student Section is complete!". Below this, a section titled "Parent Contributors" provides instructions: "Requirements for Dependent Students: Your FAFSA form is not complete until your parents complete the contributor section of the form and sign it. Once completed, your FAFSA form will be submitted for processing." A table lists the invited parents: Alcina Tran and Travis Tran, both with a date request sent of 07/13/2024 and a status of "Invite Sent". Each entry includes an "Edit" link. At the bottom, a dark blue footer section titled "Track and Manage Your FAFSA Application and Your Contributors" provides a "View Status" button and a list of actions: "Review, edit, or cancel any FAFSA application information," "Revise your household size, contact your schools," and "Start your state application to apply for state-based financial aid."

Parent Contributors	Date Request Sent	Status
Alcina Tran	07/13/2024	Invite Sent
Travis Tran	07/13/2024	Invite Sent

Track and Manage Your FAFSA Application and Your Contributors

This application has been added to My Activity in your StudentAid.gov account. Go there to:

- Review, edit, or cancel any FAFSA application information.
- Revise your household size, contact your schools.
- Start your state application to apply for state-based financial aid

KEY GUIDANCE:

Colleges, Reviewing, and Signing

- Reordering colleges will only be an option for students that live in states where the order matters
- The housing plan question is no longer asked on the FAFSA
- Students will see status of contributor invitations – FSA will automatically resend 7 and 14 days after
- Dependent students can sign but can't submit until all contributors have completed their section
- Incomplete FAFSA only stays in system for 45 days - after that it is deleted




DEPENDENT STUDENT'S PARENT(S) COMMUNICATIONS

Dependent Student's Parent Email

This is **NOT** a view within StudentAid.gov nor the FAFSA® form. This view demonstrates a parent opening the FAFSA invitation from their email. The parent selects "Log In" and is taken to StudentAid.gov.

Federal Student Aid

Help Complete [StudentFirstName]'s Form



[Contributor First Name],

[StudentFirstName] [StudentLastName] can't be eligible for federal student aid without your input. Help them complete the *Free Application for Federal Student Aid (FAFSA®)* form.

Providing information as a contributor does not make you financially responsible for [StudentFirstName]'s education costs. Completing the FAFSA form is how they qualify for student aid including

- Federal Pell Grants,
- federal student loans,
- state financial aid, and
- school financial aid.

[Log in with your FSA ID (account username and password) to complete your section.]

Note: Forms are deleted after 45 days of inactivity.

Don't recognize [StudentFirstName]? Read [\[help topic title\]](#).



[Log In](#)

Why You Were Invited

Without your input, [StudentFirstName] won't be eligible for federal student aid.


Reasons To Finish Early






Here's why it's a good idea to finish as soon as possible:

-  States and schools have different deadlines for student aid. Check the ["FAFSA® Deadlines"](#) page for more information.
-  You may need extra time to make corrections after you submit.

Can't find [StudentFirstName]'s Form?

Read [\[help topic title\]](#).

 Sign up for text alerts to stay updated on our grant programs, loan forgiveness programs, repayment plans, and information about your loans.

This email was sent by: Office of Federal Student Aid
U.S. Department of Education
400 Maryland Ave. SW
Washington, DC 20002, US

Please do not reply to this email. Messages sent to this email address are not monitored. If you wish to contact us, please use the [StudentAid.gov contact page](#). For more information about financial aid, visit [StudentAid.gov](#)

Dependent Student's Parent Log In

The parent is taken from their email to the "Log In" page to enter their log-in credentials. To access the FAFSA® form, all users are required to have an FSA ID (account username and password). If the parent doesn't have an FSA ID, they can select "Create an Account."

The screenshot shows the Federal Student Aid (FAFSA) website's login interface. At the top, there is a navigation bar with links for "Help Center", "Submit a Complaint", and language options "English | Español". Below this, the "Federal Student Aid" logo is displayed, followed by a horizontal menu with "FAFSA® Form", "Loans and Grants", "Loan Repayment", and "Loan Forgiveness". On the right side of the header, there are links for "Log In | Create Account" and a search icon. The main content area features a "Log In" section with a blue "Log In" button. Above the button are two input fields: "Email, Phone, or FSA ID Username" (containing the text "test595011623") and "Password" (containing masked characters). A "Show Password" link is located to the right of the password field. Below the login button, there are links for "Forgot My Username", "Forgot My Password", and "Create an Account". At the bottom of the login section, there is a link that says "Help Me Log In to My Account". The footer of the page includes a second set of navigation links: "Help Center | Contact Us | Site Feedback" on the left, and "About Us | Announcements | Data Center | Resources | Forms Library" on the right. The "Federal Student Aid" logo and social media icons (Twitter, Facebook, Instagram, LinkedIn, YouTube) are also present in the footer, along with links to "Notices", "usa.gov", "vote.gov", "ed.gov", and "Site Feedback".

Parent Status Center – My Activity

After successfully logging in, the parent is taken to their “My Activity” page. The parent sees an invitation to be a contributor on the student’s FAFSA® form.

The screenshot shows the 'My Activity' page on the Federal Student Aid website. At the top, there is a navigation bar with the 'Federal Student Aid' logo, links for 'FAFSA', 'Loans & Grants', 'Repayment', and 'Loan Forgiveness', and a user profile icon labeled 'Alcina'. Below the navigation bar, the page title 'My Activity' is displayed. Underneath, the section 'Currently Active' contains a large blue banner. The banner text reads: 'You have been requested to be a Contributor on a FAFSA for Raya Tran. The Free Application for Federal Student Aid (FAFSA) form helps students apply for federal grants, work-study, and loans.' To the right of the text is a large 'FAFSA' logo with a registered trademark symbol. Below the banner text are two buttons: 'Decline Invitation' and 'Get Started'. Below the banner, there are two white boxes. The first box is titled 'Borrower Defense Case #07688447' and contains a yellow 'Action Required' button and the text 'Last Updated: 06/27/2022'. The second box is titled 'PSLF Application' and contains a yellow 'Action Required' button, the text 'Last Updated: 06/22/2022', and a logo for 'The Peace Corps'.

Dependent Student's Parent Contributing to the FAFSA® Form

This page provides information about being a contributor on a FAFSA® form.

FAFSA®
FORM
2024-25

Parent of Raya Tran

Parent Contributing to the FAFSA® Form

You have entered Raya Tran's FAFSA® form!

- This FAFSA form can't be submitted for processing until you provide some required personal and financial information.
- You can save this form and come back to it later.

Frequently Asked Questions

Why have I been invited to contribute to this FAFSA® form?

You have been invited to the student's form to provide personal and financial information that will help determine their eligibility for federal student aid.

Answers on the student's FAFSA form have indicated that you will need to provide additional information as a contributor to help determine their eligibility for federal student aid.

Does contributing to the form mean I'm responsible to pay for college?

No! Providing your consent and personal and financial information doesn't make you financially responsible for the student's education costs.

What do I need to complete my section(s)?

You may need the following documents or information: your tax returns; records of child support received; current balances of cash, savings, and checking accounts; and net worth of investments, businesses, and farms.

What kind of information will I be asked to provide?

You'll need to provide consent for the student to be eligible for federal student aid, including grants and loans. With your consent, we can obtain your federal tax information automatically from the IRS to help you complete your section of the student's FAFSA form. You'll also need to provide personal and financial information.

What happens after I complete my sections?

After you submit your required sections and the student's FAFSA form is processed, the student will receive a FAFSA Submission Summary. It will include the Student Aid Index (SAI), a number used to determine federal student aid eligibility. Schools will use the SAI to create a financial aid offer that explains the types and amounts of aid they are offering the student.

Previous

Continue

KEY GUIDANCE:

Parent Communications

- If parent logs into studentaid.gov and does not see FAFSA contribution option – the student will need to check the name, date of birth, and SSN or mailing address provided
- Parent doesn't need an email invitation to log in and see FAFSA contribution option if name, date of birth, and SSN match their FSA ID


RECOMMENDATION: Parents should create FSA IDs in the fall prior to students starting FAFSA.



DEPENDENT STUDENT'S PARENT STARTING THEIR SECTION

Dependent Student's Parent Identity Information

This is the first page within the parent section. The parent can verify that their personal information is correct. To update any of the personal information, the parent must access their Account Settings on StudentAid.gov. For fields related to the parent's mailing address, the parent can edit them directly on this page.

FAFSA[®] FORM 2024-25  Parent of Raya Tran Save FAFSA Menu

Parent Identity Information

Review the information below and verify that it's correct before moving forward.

Name
Alcina Tran

Date of Birth
05/05/1973

Social Security Number
...-...-1234

Email Address
alcinatran@school.edu

Mobile Phone Number
(555) 555-5555

To update this information for all federal student aid communications, go to [Account Settings](#).

Dependent Student's Parent Identity Information (Continued)

Permanent Mailing Address

Include apartment number.

12345 Sesame Street

City

New York

State

New York (NY)

Zip Code

67891

Country

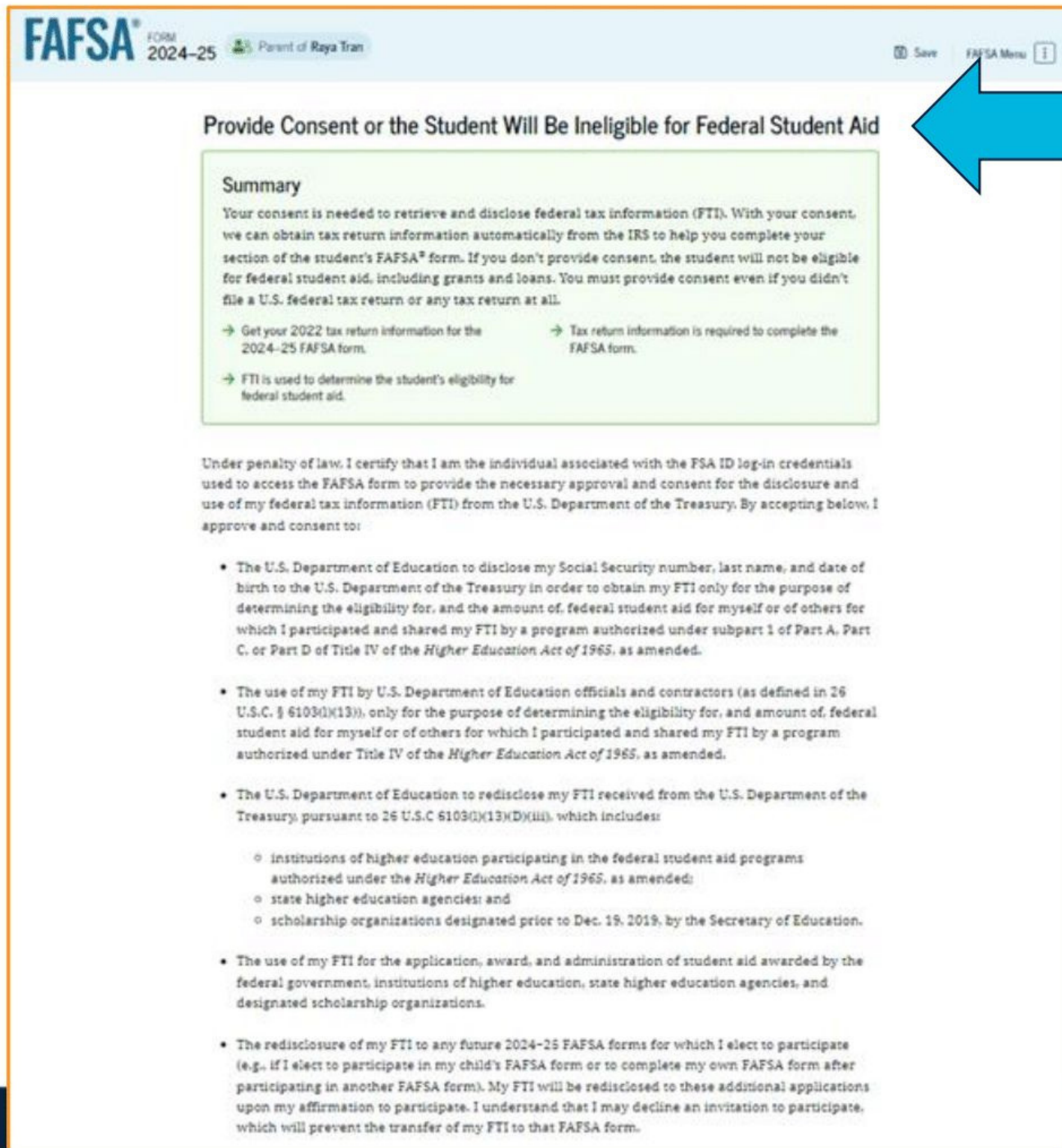
United States of America (US)

Previous

Continue

Dependent Student's Parent Provides Consent

This page informs the parent about consent and their federal tax information. By providing consent, the parent's federal tax information is transferred directly into the FAFSA® form from the IRS to help complete the Parent Financials section. The parent selects "Approve" to provide consent and is taken to the next page.



FAFSA FORM 2024-25 Parent of Raya Tran Save FAFSA Menu

Provide Consent or the Student Will Be Ineligible for Federal Student Aid

Summary

Your consent is needed to retrieve and disclose federal tax information (FTI). With your consent, we can obtain tax return information automatically from the IRS to help you complete your section of the student's FAFSA® form. If you don't provide consent, the student will not be eligible for federal student aid, including grants and loans. You must provide consent even if you didn't file a U.S. federal tax return or any tax return at all.

- Get your 2022 tax return information for the 2024-25 FAFSA form.
- Tax return information is required to complete the FAFSA form.
- FTI is used to determine the student's eligibility for federal student aid.

Under penalty of law, I certify that I am the individual associated with the FSA ID log-in credentials used to access the FAFSA form to provide the necessary approval and consent for the disclosure and use of my federal tax information (FTI) from the U.S. Department of the Treasury. By accepting below, I approve and consent to:

- The U.S. Department of Education to disclose my Social Security number, last name, and date of birth to the U.S. Department of the Treasury in order to obtain my FTI only for the purpose of determining the eligibility for, and the amount of, federal student aid for myself or of others for which I participated and shared my FTI by a program authorized under subpart 1 of Part A, Part C, or Part D of Title IV of the *Higher Education Act of 1965*, as amended.
- The use of my FTI by U.S. Department of Education officials and contractors (as defined in 26 U.S.C. § 6103(d)(13)), only for the purpose of determining the eligibility for, and amount of, federal student aid for myself or of others for which I participated and shared my FTI by a program authorized under Title IV of the *Higher Education Act of 1965*, as amended.
- The U.S. Department of Education to redisclose my FTI received from the U.S. Department of the Treasury pursuant to 26 U.S.C. 6103(d)(13)(D)(iii), which includes:
 - institutions of higher education participating in the federal student aid programs authorized under the *Higher Education Act of 1965*, as amended;
 - state higher education agencies; and
 - scholarship organizations designated prior to Dec. 19, 2019, by the Secretary of Education.
- The use of my FTI for the application, award, and administration of student aid awarded by the federal government, institutions of higher education, state higher education agencies, and designated scholarship organizations.
- The redisclosure of my FTI to any future 2024-25 FAFSA forms for which I elect to participate (e.g., if I elect to participate in my child's FAFSA form or to complete my own FAFSA form after participating in another FAFSA form). My FTI will be redisclosed to these additional applications upon my affirmation to participate. I understand that I may decline an invitation to participate, which will prevent the transfer of my FTI to that FAFSA form.

Dependent Student's Parent Provides Consent (Continued)

- I am permitted to revoke my approval and consent for the disclosure and use of my FTI, as outlined herein, at StudentAid.gov. However, by revoking such approval and consent, neither I nor other applicants for which I participated and shared my FTI will be eligible for future federal student aid and/or other financial aid program that used FTI to make determinations for eligibility of aid awarded by an institution of higher education, state higher education agency, or other designated scholarship organization.

Frequently Asked Questions

Who should provide consent?

If I'm married and didn't file a joint tax return with my current spouse, does my spouse have to provide consent for you to access their tax information?

What happens after I provide consent?

What happens if I revoke consent?

What happens if I decline consent?

Select "Approve" to consent to using your tax information to determine the student's eligibility for federal student aid. If you select "Decline," the student will not be eligible for federal student aid.

Previous

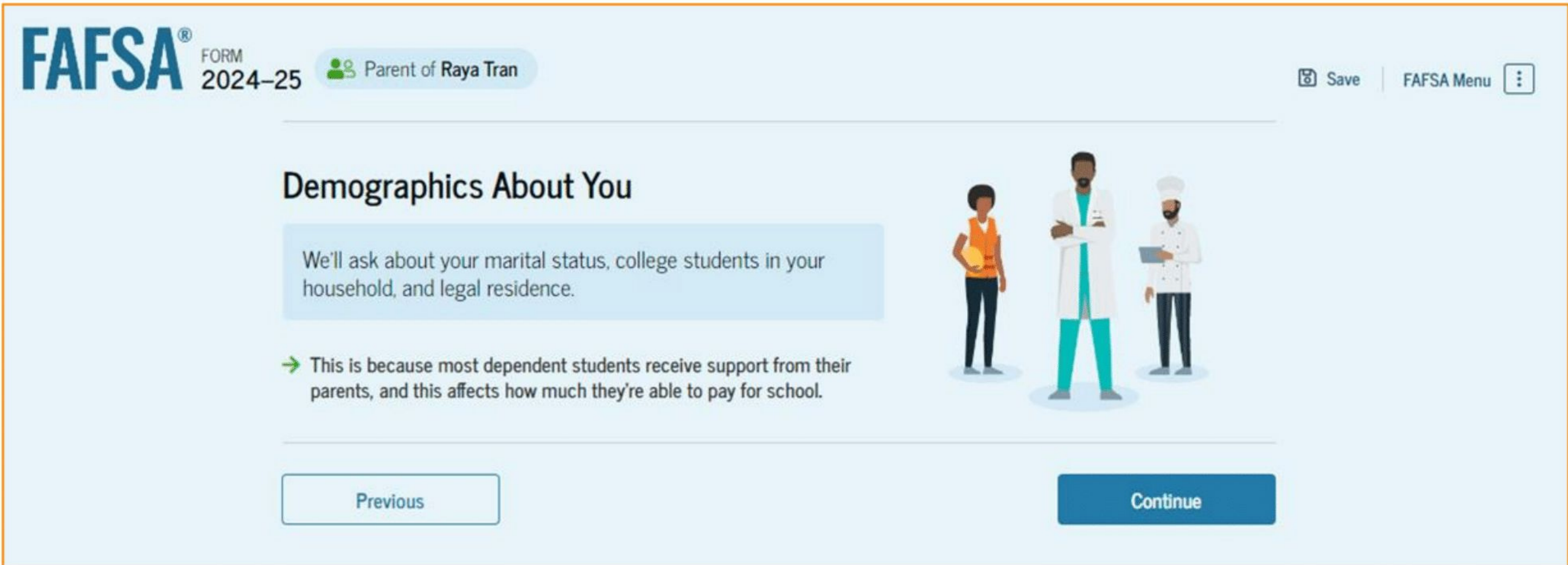
Decline

Approve

**This is
required
to be
eligible for
student
aid!**

INTRODUCTION: Dependent Student's Parent Demographics

This is the first page in the Parent Demographics section. It provides an overview of the section.



The screenshot shows the FAFSA 2024-25 interface for a parent of Raya Tran. The header includes the FAFSA logo, the form year, and the user's name. Navigation links for 'Save' and 'FAFSA Menu' are in the top right. The main heading is 'Demographics About You'. A light blue box explains that questions about marital status, college students, and legal residence will be asked. A green arrow points to a note stating that this is because most dependent students receive support from their parents, affecting their ability to pay for school. At the bottom, there are 'Previous' and 'Continue' buttons. An illustration of three diverse people (a woman, a man in a lab coat, and a chef) stands to the right of the text.

FAFSA[®] FORM 2024-25 Parent of Raya Tran Save | FAFSA Menu

Demographics About You

We'll ask about your marital status, college students in your household, and legal residence.

→ This is because most dependent students receive support from their parents, and this affects how much they're able to pay for school.

Previous Continue

Dependent Student's Parent Current Marital Status

The parent is asked about their current marital status. They select the "Married (not Separated)" option.

The screenshot shows the FAFSA 2024-25 form for the parent of Raya Tran. The form is titled "Parent Current Marital Status" and is part of the "Demographics" section (Step 1 of 3). The options for marital status are: Single (Never Married), Unmarried and both legal parents living together, Married (not Separated) (selected), Remarried, Separated, Divorced, and Widowed. The "Continue" button is visible at the bottom right.

FAFSA[®] FORM 2024-25 Parent of Raya Tran

Save FAFSA Menu

1 Demographics 2 Financials 3 Signature

Parent Current Marital Status

☐ Single (Never Married)

☐ Unmarried and both legal parents living together

☒ Married (not Separated)

☐ Remarried

☐ Separated

☐ Divorced

☐ Widowed

Previous Continue

Dependent Student's Parent State of Legal Residence

The parent is asked about their state of legal residence. The parent selects the state from a dropdown box and provides the month and year when they became a legal resident.

FAFSA® FORM 2024-25 Parent of Raya Tran

Save | FAFSA Menu

1 Demographics 2 Financials 3 Signature

Parent State of Legal Residence

State
New York (NY) ?

Date the Parent Became a Legal Resident


Month Year
01 1985 ?

Previous Continue

KEY GUIDANCE:

Parent Identify Info & Demographics

- If any identity information is incorrect, the parent will need to correct it under their account. It cannot be edited directly on the FAFSA
- You can modify your address inside the FAFSA
- Parent needs to consent for the student to be eligible for federal aid, no matter their tax filing or citizenship status



PARENT FINANCIALS

Dependent Student's Parent Federal Benefits Received

This page asks the parent if they or anyone in their family has received federal benefits. The parent selects

Minnesota is a Free and Reduced Lunch state. All parents should select this option REGARDLESS of the household income

FAFSA[®] FORM 2024-25 Parent of Raya Tran Save FAFSA Menu

Demographics Financials Signature

Federal Benefits Received

Questions Don't Affect Federal Student Aid Eligibility
Your answers to these questions will not affect the student's eligibility for federal student aid or these federal benefits.

At any time during 2022 or 2023, did the parent or anyone in their family receive benefits from any of the following federal programs? ⓘ

Select all that apply.

- ☐ Earned Income Tax Credit (EITC)
- ☐ Federal Housing Assistance
- ☐ Free or Reduced Price School Lunch
- ☐ Medicaid
- ☐ Refundable Credit for Coverage Under a Qualified Health Plan (QHP)
- ☐ Supplemental Nutrition Assistance Program (SNAP) ⓘ
- ☐ Supplemental Security Income (SSI)
- ☐ Temporary Assistance for Needy Families (TANF) ⓘ
- ☐ Special Supplemental Nutrition Program for Women, Infants, and Children (WIC) ⓘ
- ☒ None of these apply.

Previous Continue

Dependent Student's Parent Tax Filing Status

This page asks the parent about their tax filing status. The parent selects "Yes" to "Did or will the parent file a 2022 joint tax return with their current spouse?"



The screenshot shows the FAFSA 2024-25 interface for a parent of Raya Tran. The progress bar indicates three steps: 1. Demographics (completed), 2. Financials (current step), and 3. Signature. The main heading is "Parent Tax Filing Status". Below it, the question is "Did or will the parent file a 2022 joint tax return with their current spouse?". There are two radio button options: "Yes" (selected) and "No". At the bottom, there are "Previous" and "Continue" buttons.

FAFSA® FORM 2024-25 Parent of Raya Tran Save FAFSA Menu

1 Demographics 2 Financials 3 Signature

Parent Tax Filing Status

Did or will the parent file a 2022 joint tax return with their current spouse?

☒ Yes ☐ No

Previous Continue

Dependent Student's Parent Family Size

This page asks the parent if their family size has changed. The parent selects the “Yes” option.

The screenshot shows the FAFSA 2024-25 form for the Parent of Raya Tran. The progress bar at the top indicates three steps: 1. Demographics (completed), 2. Financials (current step), and 3. Signature. The 'Family Size' section asks, 'Is the parent's family size different from the number of individuals claimed on their 2022 tax return?'. The 'Yes' option is selected. Below this, a green box displays 'The parent's family size is 3' with a breakdown: Parent: 1, Other Parent: 1, Student: 1, and Parent's Children and Other Dependents: 1. The next question asks for the number of children or other dependents who live with the parent and will receive more than half of their support from the parent between July 1, 2024 and June 30, 2025, with a note to not include the student applicant. The number '1' is entered in the provided field. At the bottom, there are 'Previous' and 'Continue' buttons.

FAFSA® FORM 2024-25 Parent of Raya Tran Save FAFSA Menu

1 Demographics 2 Financials 3 Signature

Family Size

Is the parent's family size different from the number of individuals claimed on their 2022 tax return?

☒ Yes ☐ No

The parent's family size is 3
Parent: 1 Other Parent: 1 Student: 1 Parent's Children and Other Dependents: 1

Enter the number of children or other dependents who live with the parent and will receive more than half of their support from the parent between July 1, 2024 and June 30, 2025?
Do not include the student applicant.

1 ?

Previous Continue

Dependent Student's Parent Tax Return Information

The parent is asked questions about their 2022 tax return. The parent enters a response in each entry field.

The screenshot shows the FAFSA 2024-25 interface for a parent of Raya Tran. The progress bar indicates three steps: 1. Demographics (completed), 2. Financials (current), and 3. Signature. The section is titled "Parent 2022 Tax Return Information" and includes instructions to refer to the 2022 tax return and convert all currency to U.S. dollars. The first question is "Did the parent receive the Earned Income Tax Credit (EITC)?" with radio button options for "Yes", "No" (selected), and "Don't know". The second question is "Amount of College Grants, Scholarships, or AmeriCorps Benefits Reported as Income to the IRS (optional)", with a note that taxes were paid on these grants. The input field shows \$0.00. The third question is "Foreign Earned Income Exclusion", also with an input field showing \$0.00. At the bottom are "Previous" and "Continue" buttons.

FAFSA[®] FORM 2024-25 Parent of Raya Tran Save FAFSA Menu

1 Demographics 2 Financials 3 Signature

Parent 2022 Tax Return Information

Refer to the parent's 2022 tax return to answer the following questions.
Convert all currency to U.S. dollars.

Did the parent receive the Earned Income Tax Credit (EITC)?

☐ Yes ☒ No ☐ Don't know

Amount of College Grants, Scholarships, or AmeriCorps Benefits Reported as Income to the IRS (optional)
The parent paid taxes on these grants, scholarships, or benefits. These usually apply to those renewing their FAFSA[®] form, not to first-time applicants.

\$ 0 .00

Foreign Earned Income Exclusion

\$ 0 .00

Previous Continue

Dependent Student's Parent Number in College

This page asks the parent how many people in the family will be in college between July 1, 2024, and June 30, 2025. The parent enters a response into the entry field.

The screenshot shows the FAFSA 2024-25 interface for the 'Parent of Raya Tran'. The progress bar indicates three steps: Demographics (completed), Financials (current), and Signature. The 'Number in College' section asks, 'How many people in the parent's family will be in college between July 1, 2024, and June 30, 2025?' with a note to 'Do not include the parent.' A text input field contains the number '1' and a help icon. At the bottom are 'Previous' and 'Continue' buttons.

FAFSA® FORM 2024-25 Parent of Raya Tran Save FAFSA Menu

Demographics Financials Signature

Number in College

How many people in the parent's family will be in college between July 1, 2024, and June 30, 2025?

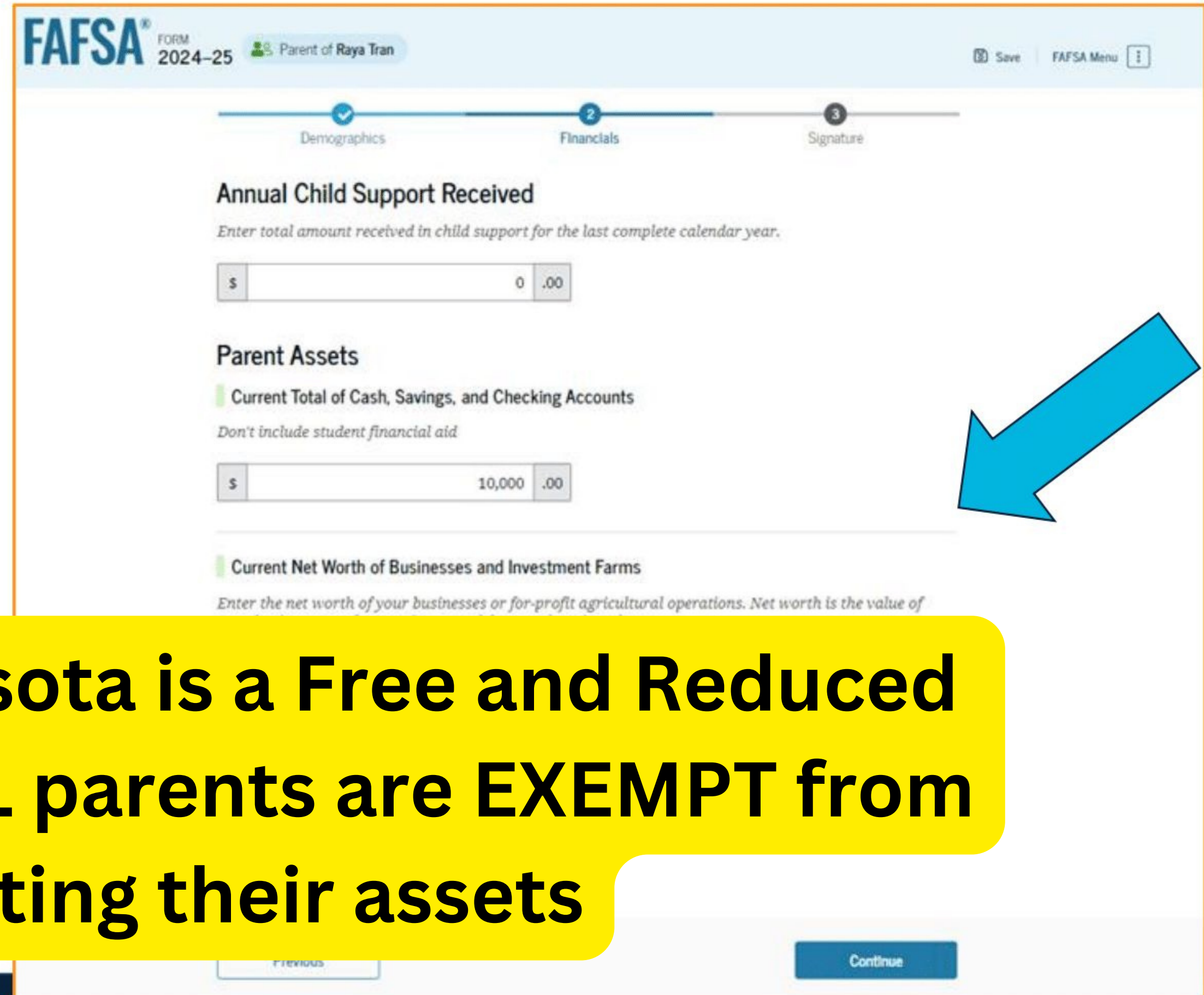
Do not include the parent.

1 ?

Previous Continue

Dependent Student's Parent Assets

The parent is asked about their assets. The parent enters a response in each entry field.



FAFSA FORM 2024-25 Parent of Raya Tran

Save FAFSA Menu

1 Demographics 2 Financials 3 Signature

Annual Child Support Received
Enter total amount received in child support for the last complete calendar year.

\$ 0 .00

Parent Assets
Current Total of Cash, Savings, and Checking Accounts
Don't include student financial aid

\$ 10,000 .00

Current Net Worth of Businesses and Investment Farms
Enter the net worth of your businesses or for-profit agricultural operations. Net worth is the value of


Previous Continue

Because Minnesota is a Free and Reduced Lunch state, ALL parents are EXEMPT from reporting their assets

KEY GUIDANCE:

Parent Financials

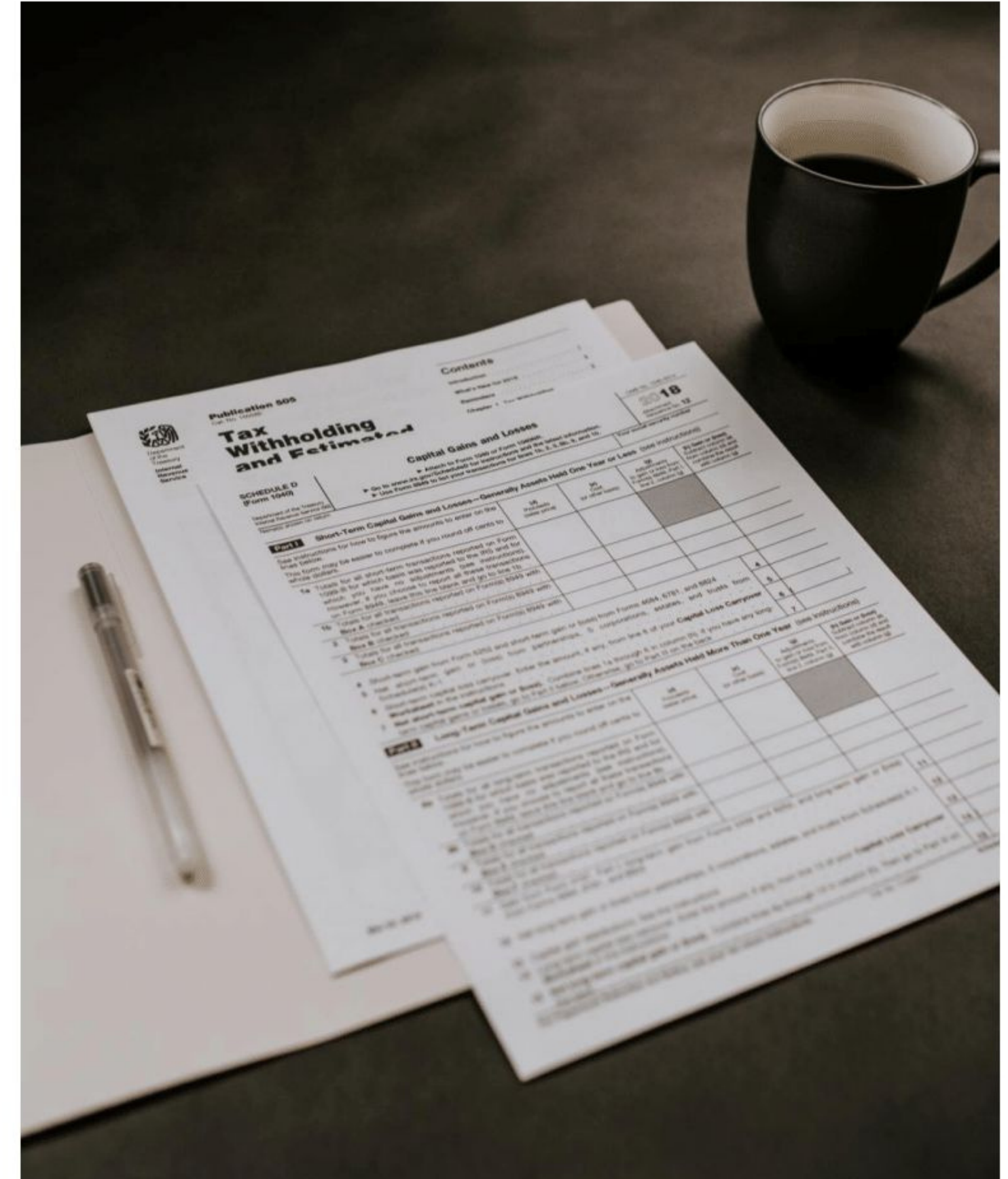
- Adjusting family size
 - If any uncertainty – adjust the family size number
 - Will not result in automatic verification
 - Number in college will be asked but will not impact SAI – colleges can use it for a Professional Judgement (PJ) and for institutional aid
-
- **RECOMMENDATION:** In districts/states that offer 100% free or reduced-price lunch, families should select they receive that benefit. This will make them exempt from reporting assets if they received the benefit in 2022 or 2023.



KEY GUIDANCE:

Parent Financials

- Even with consenting to DDX tax filers will see a few tax questions on the form – including EITC, taxable grants/scholarships, foreign earned income exclusion
- Manual path will be presented for separated/divorced parents whose tax filing status is not an accurate reflection of marital status, those who experienced identity theft at the IRS, and undocumented individuals who do not file
- Small business and family farm net worth needs to be reported if assets are required
- Child support received will only need to be reported if required to report assets



OTHER PARENT, REVIEW, AND SIGNING

Dependent Student's Other Parent Information

The parent is asked to provide information about their spouse or partner.


The screenshot shows the FAFSA 2024-25 interface for a parent of Raya Tran. The progress bar indicates three steps: 1. Demographics (completed), 2. Financials (current step), and 3. Signature. The 'Other Parent's Information' section is active, with a green icon of two people and the title 'Other Parent'. Below the title, there are input fields for First Name (Travis), Last Name (Tran), Date of Birth (Month: 02, Day: 01, Year: 1970), Social Security Number (SSN) (masked with asterisks), Email Address (travistran@gmail.com), and Confirm Email Address (travistran@gmail.com). At the bottom, there are 'Previous' and 'Continue' buttons.

FAFSA[®] FORM 2024-25 Parent of Raya Tran Save FAFSA Menu

1 Demographics 2 Financials 3 Signature

Other Parent's Information

Enter the following information about the other parent.

 Other Parent

First Name
Travis

Last Name
Tran

Date of Birth
Month Day Year
02 01 1970 ?

Social Security Number (SSN)
***** Show ?

Email Address
travistran@gmail.com

Confirm Email Address
travistran@gmail.com

Previous Continue

Dependent Student's Parent Review Page

The review page displays the parent's responses in the FAFSA® form. In this scenario, **the parent can only view responses within the parent section of the student's FAFSA form**. The parent can view all their responses by selecting "Expand All" or expanding each section individually. To edit a response, the parent can select the question's hyperlink to be taken to the corresponding page.

The screenshot shows the FAFSA Parent Review Page for Form 2024-25, Parent of Raya Tran. The page has a light blue header with the FAFSA logo, the form year, and the parent's name. In the top right corner, there are links for "Save" and "FAFSA Menu".

Below the header, a message says "Take a moment to review before signing" with a subtext: "Expand the sections below to review and edit the information you've entered before you sign your portion of the form." To the right of this message is an illustration of a family (a man, a woman, and a child) riding bicycles.

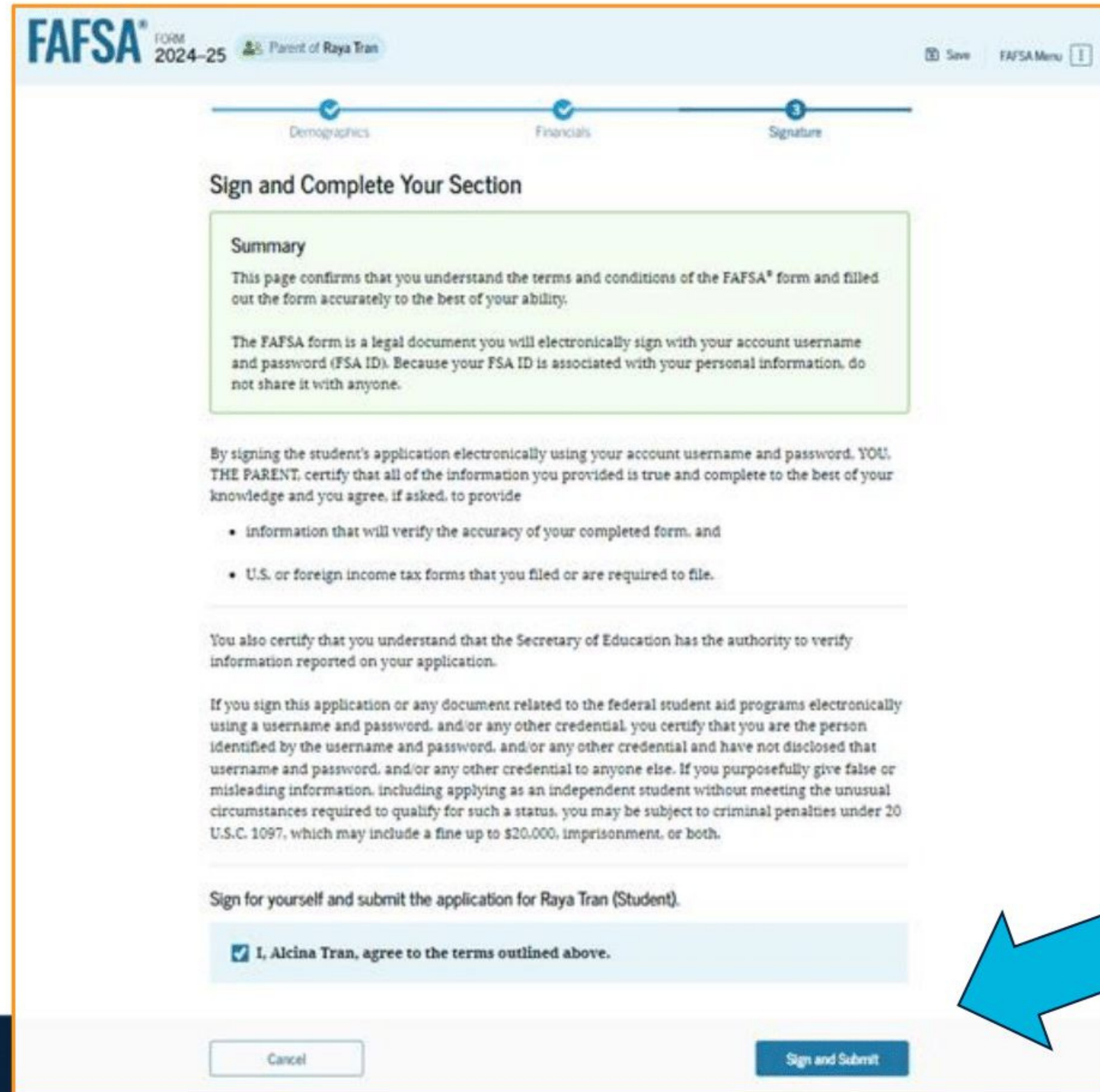
The main section is titled "Parent Contributor Sections" and includes an "Expand All" link with a dropdown arrow. Below this title are four expandable sections, each with a green checkmark icon on the left and a dropdown arrow on the right:

- Introduction
Personal Identifiers
- Section 1
Demographics
- Section 2
Financials
- Section 3
Signature

At the bottom of the page, there are two buttons: "Previous" (light blue) and "Continue" (dark blue).

Dependent Student's Parent Signature

On this page, the parent acknowledges the terms and conditions of the FAFSA® form and signs their section. Since all required sections are complete, the parent can both sign and submit the student's FAFSA form.



The screenshot shows the FAFSA 2024-25 Parent Signature page for Raya Tran. The page has a light blue header with the FAFSA logo, the text 'FORM 2024-25', and the user's name 'Parent of Raya Tran'. There are 'Save' and 'FAFSA Menu' links in the top right. A progress bar at the top shows three steps: 'Demographics' (completed), 'Financials' (completed), and 'Signature' (current step, highlighted with a blue circle and the number 3). The main heading is 'Sign and Complete Your Section'. Below this is a green-bordered box titled 'Summary' containing two paragraphs: 'This page confirms that you understand the terms and conditions of the FAFSA® form and filled out the form accurately to the best of your ability.' and 'The FAFSA form is a legal document you will electronically sign with your account username and password (FSA ID). Because your FSA ID is associated with your personal information, do not share it with anyone.' Below the summary box is a paragraph stating: 'By signing the student's application electronically using your account username and password, YOU, THE PARENT, certify that all of the information you provided is true and complete to the best of your knowledge and you agree, if asked, to provide'. This is followed by a bulleted list: '• information that will verify the accuracy of your completed form, and' and '• U.S. or foreign income tax forms that you filed or are required to file.' Below the list is another paragraph: 'You also certify that you understand that the Secretary of Education has the authority to verify information reported on your application.' This is followed by a longer paragraph: 'If you sign this application or any document related to the federal student aid programs electronically using a username and password, and/or any other credential, you certify that you are the person identified by the username and password, and/or any other credential and have not disclosed that username and password, and/or any other credential to anyone else. If you purposefully give false or misleading information, including applying as an independent student without meeting the unusual circumstances required to qualify for such a status, you may be subject to criminal penalties under 20 U.S.C. 1097, which may include a fine up to \$20,000, imprisonment, or both.' Below this is the instruction 'Sign for yourself and submit the application for Raya Tran (Student)'. At the bottom of the form area is a blue box with a checked checkbox and the text 'I, Alcina Tran, agree to the terms outlined above.' At the very bottom of the page are two buttons: 'Cancel' and 'Sign and Submit'. A large blue arrow points from the bottom right towards the 'Sign and Submit' button.

FAFSA® FORM 2024-25 Parent of Raya Tran Save FAFSA Menu

Demographics Financials **Signature**

Sign and Complete Your Section

Summary

This page confirms that you understand the terms and conditions of the FAFSA® form and filled out the form accurately to the best of your ability.

The FAFSA form is a legal document you will electronically sign with your account username and password (FSA ID). Because your FSA ID is associated with your personal information, do not share it with anyone.

By signing the student's application electronically using your account username and password, YOU, THE PARENT, certify that all of the information you provided is true and complete to the best of your knowledge and you agree, if asked, to provide

- information that will verify the accuracy of your completed form, and
- U.S. or foreign income tax forms that you filed or are required to file.

You also certify that you understand that the Secretary of Education has the authority to verify information reported on your application.

If you sign this application or any document related to the federal student aid programs electronically using a username and password, and/or any other credential, you certify that you are the person identified by the username and password, and/or any other credential and have not disclosed that username and password, and/or any other credential to anyone else. If you purposefully give false or misleading information, including applying as an independent student without meeting the unusual circumstances required to qualify for such a status, you may be subject to criminal penalties under 20 U.S.C. 1097, which may include a fine up to \$20,000, imprisonment, or both.

Sign for yourself and submit the application for Raya Tran (Student).

☒ I, Alcina Tran, agree to the terms outlined above.

Cancel Sign and Submit


Dependent Student FAFSA® Confirmation

Upon submitting the student's FAFSA® form, the parent is presented an abbreviated confirmation page. This page displays information about tracking the student's FAFSA form and next steps. The student will receive an email with the full, detailed confirmation. With the student and parent sections completed and signed, the FAFSA form is now considered complete and submitted for processing.

The screenshot shows the FAFSA 2024-25 Parent Confirmation page. At the top, it says "FAFSA FORM 2024-25" and "Parent of Raya Tran". There are "Save" and "FAFSA Menu" buttons in the top right. The main heading is "Congratulations, the FAFSA® Form Is Complete!". Below this, it says "Raya Tran" with a graduation cap icon and "Completion Date 10/12/2024". The section "What Happens Next" lists three steps: 1. "Email sent" (Confirm that the student received an email version of this page.), 2. "The Student Will Receive Notification of Processing" (In one to three days, the student will receive a notification by email that their FAFSA form was processed and sent to the student's schools.), and 3. "The Student Will Receive School Communications" (We use the information collected on the student's FAFSA form to calculate their Student Aid Index (SAI). The SAI lets schools determine how much aid the student is eligible to receive. Schools will reach out to the student if they need more information. They will also contact the student with financial aid offers. Once received, the student can contact their financial aid offices directly to ask questions about their student aid packages.). At the bottom, there is a "Track and Manage the Student's FAFSA® Form" section with a "View Status" button and text: "You can check the status of the student's application in the 'My Activity' section of your StudentAid.gov account. We will let you know if we need anything more from you."

Parent Starts the FAFSA

- Parent can start the FAFSA and provide majority of student information
 - Every section can be answered except for consent and signature
 - Parent will need to manually provide student tax information
- Parent will need to invite student to contribute – like parent invite when student starts the form
- Student will need to create an FSA ID, sign in, consent, and submit the FAFSA to be eligible for federal financial aid
- Students consent to direct data exchange (DDX) will replace manually provided tax information





KEY GUIDANCE: Signing & Submitting

- Other parent information will be required, but tax filing status will determine whether they need to be a contributor with their own FSA ID
 - If married and NOT filing married-filing jointly both parents will need FSA IDs
- The last contributor to provide information will have the opportunity to submit the FAFSA

If **parent** submits FAFSA

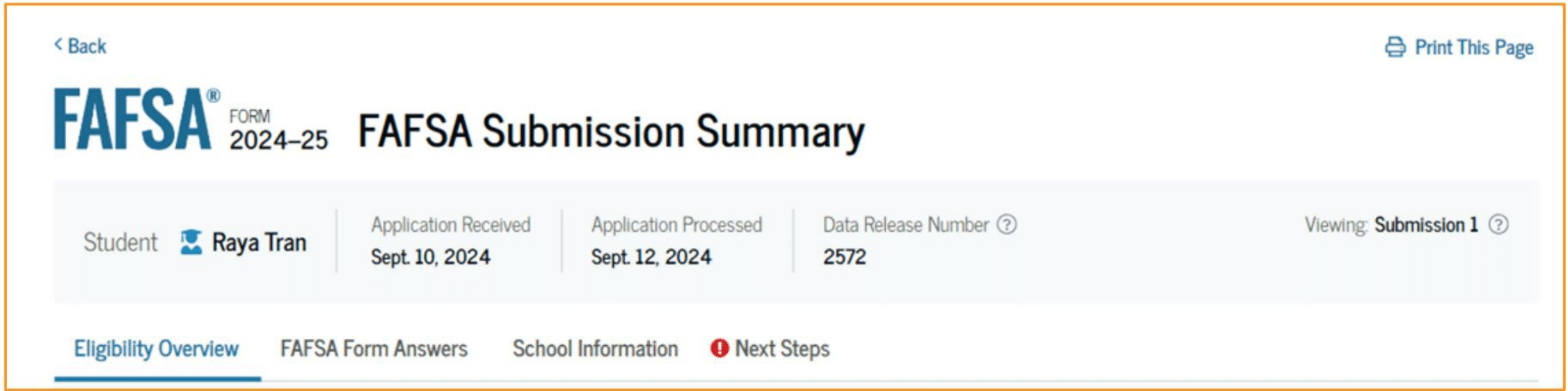
- Parent will see a congratulations page with very limited information
- Student will receive email confirmation page with estimated SAI and federal aid eligibility

If **student** submits FAFSA

- Student will see full confirmation page on submission with SAI and estimated federal financial aid eligibility

FAFSA SUBMISSION SUMMARY




FAFSA Submission Summary Landing Page




The screenshot shows the FAFSA Submission Summary landing page. At the top left is a '< Back' link, and at the top right is a 'Print This Page' button with a printer icon. Below these is the FAFSA logo with 'FORM 2024-25' and the title 'FAFSA Submission Summary'. A light blue box contains the following information: 'Student' with a graduation cap icon and the name 'Raya Tran'; 'Application Received' with the date 'Sept. 10, 2024'; 'Application Processed' with the date 'Sept. 12, 2024'; 'Data Release Number' with a question mark icon and the number '2572'; and 'Viewing: Submission 1' with a question mark icon. At the bottom, there are four tabs: 'Eligibility Overview' (underlined), 'FAFSA Form Answers', 'School Information', and 'Next Steps' (with a red exclamation mark icon).

< Back Print This Page

FAFSA[®] FORM 2024-25 **FAFSA Submission Summary**

Student  Raya Tran | Application Received
Sept. 10, 2024 | Application Processed
Sept. 12, 2024 | Data Release Number  2572 | Viewing: Submission 1 

Eligibility Overview | FAFSA Form Answers | School Information |  Next Steps

The student receives a FAFSA Submission Summary for their processed FAFSA[®] form and any subsequent corrections that they submit. The FAFSA Submission Summary is broken into four tabs: Eligibility Overview, FAFSA Form Answers, School Information, and Next Steps. At the top, the student will see information about when their form was received and processed. They also have the option to print their FAFSA Submission Summary to keep for their records.

Eligibility Overview

On the Eligibility Overview tab, the student sees information about what federal student aid they may be eligible for, such as a Federal Pell Grant and Federal Direct Loans. They are also able to view the Student Aid Index. Any amounts of financial aid that display on this tab are estimates and are not guaranteed. Final determination of the student's financial aid eligibility is provided by their school's financial aid office.

[Eligibility Overview](#)[FAFSA Form Answers](#)[School Information](#)[Next Steps](#)

Estimated Federal Student Aid

Federal Pell Grant ⓘ

A [Federal Pell Grant](#) is awarded to undergraduate students who have financial need and who have not earned a degree or are in a teacher certification program. Federal Pell Grants don't need to be repaid.

Up to **\$4,556**

Federal Direct Loans ⓘ

A [federal direct loan](#) is money lent by the government to you that you must repay with interest.

Up to **\$4,556**

Federal Work-Study ⓘ

[Federal Work-Study](#) is a way for students to earn money to pay for school through part-time jobs on or off campus.

You May Be Eligible

Amounts shown here are only estimates of federal student aid based on full-time enrollment and the average cost of attendance. Your school will determine how much student aid to offer you, which may include additional aid from your school or state.

[Learn more about financial aid](#)



Keep in mind, this is only an estimate

Always refer to your school's financial aid offer for a final determination of financial aid available.

Eligibility Overview (Continued)

Your Student Aid Index (SAI)

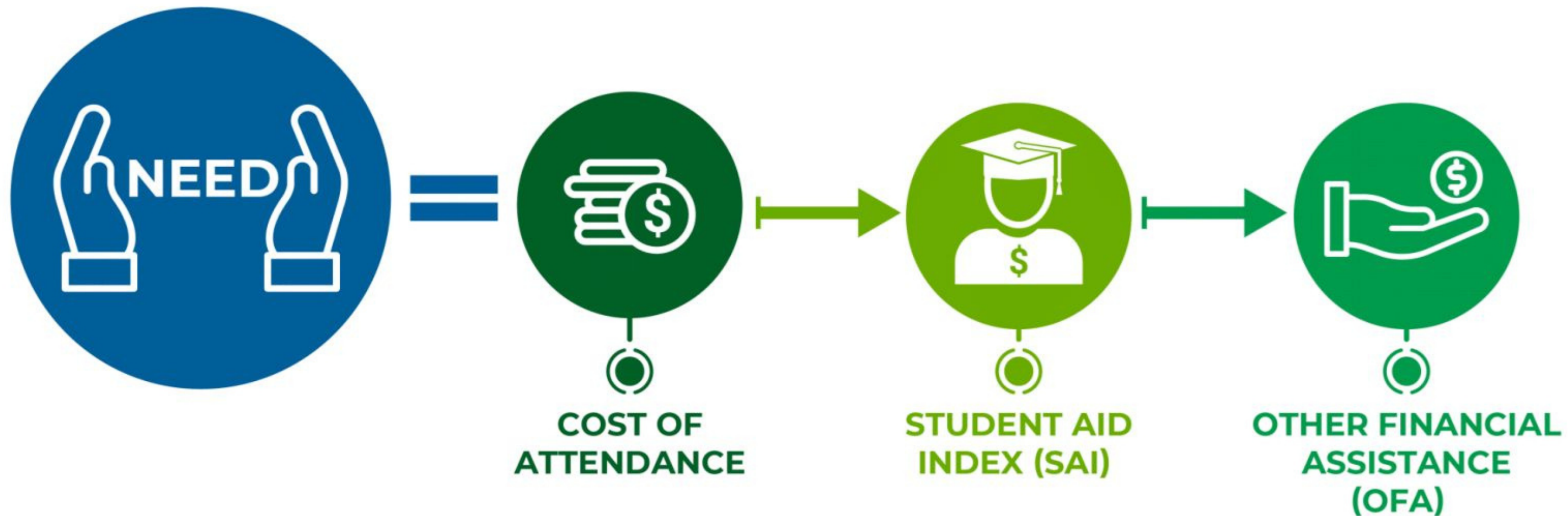
Your SAI is a number used by your school to determine your federal student aid eligibility and to build your financial aid offer

-355 ?

What does this mean?

What you need to know about SAI

- Determined by family size, federal tax information, and assets reported on the FAFSA
 - Number in college does not impact SAI
- Can be as low as -1,500
- Students with SAI at 0 or below will be eligible for a full Federal Pell Grant





Financial Aid Estimator

- Tool recently updated to contain questions related to 2024-2025 FAFSA
- Provides estimated SAI
- Provides estimated federal aid
- Link: <https://studentaid.gov/aid-estimator/>
- Note: Tool does not provide exact same guidance as on the 2024-2025 FAFSA about which parent(s) to include

Financial Aid Estimator Results

Estimated Federal Student Aid
\$14,876

Federal student aid from the U.S. Department of Education helps cover expenses such as tuition, fees, books, supplies, food, housing, and travel—but it is not the only source of funding for the students' college costs. Scroll down to the "Other Factors To Consider" section to see some additional options that may help students lower their college costs.

Estimated Federal Pell Grant
\$7,395

Maximum Available Direct Loans
\$5,500

Average Work-Study Funds
\$1,981

These estimates are all approximate calculations.

[More information about these numbers](#) ✓

Estimated Student Aid Index (SAI)

SAI is an eligibility index number that the college's financial aid office uses to determine how much federal student aid the student would receive if the student attended their school. Taking into consideration the student's or parent's income and assets, a need-based analysis generates an estimated SAI value.

Estimated SAI
-1500

Join us

for virtual financial
aid events! Free for MN
students and families.
\$1,000 scholarship
and interpreters*
available!

Ready, Set, FAFSA!

SESSION DATES/TIMES:

01/09/2024 @ 7 p.m. | Create Your FSA ID

01/16/2024 @ 7 p.m. | Apply for Financial Aid: FAFSA

01/23/2024 @ 7 p.m. | Apply for Financial Aid: MN Dream
Act

01/30/2024 @ 7 p.m. | Understand Your
Offer Letter

* Interpreters available in Hmong, Spanish and Somali.

Brought to you by MN Office of Higher Education (MOHE),
MN Dept. of Education and ECMC The College Place.



Scan me

FAFSA Form Answers

On the FAFSA Form Answers tab, the student sees the answers that they and, if applicable, their contributor(s) provided on their FAFSA® form. If any of the provided answers are incorrect, the student can choose to start a correction.

The screenshot shows the FAFSA Form Answers tab interface. At the top, there are navigation tabs: "Eligibility Overview", "FAFSA Form Answers" (which is selected and underlined), "School Information", and "Next Steps" with a red exclamation mark icon. Below the tabs, the heading "Your FAFSA® Form Answers" is displayed. A paragraph of text reads: "Review your responses carefully and make sure all the information you provided is correct. Start a correction to fix any errors and ensure that your form is processed correctly." To the right of this text is a blue button labeled "Make a Correction". Below this is a section titled "Student Sections" with a dropdown arrow labeled "Expand All". This section contains five expandable items, each with a small downward arrow icon on the right: "Introduction Personal Identifiers", "Section 1 Personal Circumstances", "Section 2 Demographics", "Section 3 Financials", and "Section 4 Colleges". At the bottom of the list is "Section 5 Signature".

School Information

On the School Information tab, the student sees information about the college(s) and/or career school(s) that they selected to send their FAFSA® information. The student can compare the graduation rate, retention rate, transfer rate, default rate, median debt upon completion, and average annual cost of their selected schools.

Eligibility Overview FAFSA Form Answers School Information ! Next Steps

Find an Affordable School

Many schools offer the opportunity to attend college affordably. Learn about the costs and benefits associated with the schools you listed on your form.

[Learn More on College Scorecard](#)

Showing results for family income between \$0-\$30,000

School Name	Graduation Rate ?	Retention Rate ?	Transfer Rate ?	Default Rate ?	Median Debt Upon Completion ?	Average Annual Cost ?
George Washington University	15%	89%	26%	64%	\$56,000	\$102,000
University of North Carolina, Chapel Hill	26%	76%	25%	34%	\$24,000	\$38,000
University of California, North Ridge	55%	65%	35%	15%	\$19,000	\$24,000

There will be processing delays. Schools will not receive student information until potentially February

Next Steps

On the Next Steps tab, the student sees comments that pertain to their FAFSA® form. Some comments may require the student to start a correction or send additional documentation to their school. Other comments may be informational and do not require any further action from the student.



Next Steps

- 1 Correct any errors on your FAFSA® form
- 2 Make sure your schools have everything they need
- 3 Look out for aid-related communications from your schools



For Your Awareness

- VA Education and Training Benefits help veterans, service members, and their family members with needs like paying college tuition or finding the right school.
- Based on the information we have on record for you, your Student Aid Index (SAI) is 123,456,789. You may be eligible to receive a Federal Pell Grant and other federal student aid. Your college's or career school's financial aid office will use your SAI to determine your eligibility for other types of grants, scholarships, work-study funds, and loans
- The limit to the total amount of Federal Pell Grants that a student may receive is the equivalent of six school years. Once you've reached that limit, you can no longer receive a Federal Pell Grant.



Understand Your Tax Benefits

Did you know that the IRS provides tax benefits for education? These tax benefits can be used to get back some of the money you spend on tuition or loan interest, or to maximize your college savings.

[Learn About Tax Benefits](#)

KEY GUIDANCE:

FAFSA Submission Summary

- Unclear where verification will show up – could show up next to SAI or Next Steps
- May need to explain negative SAI to students and parents
 - Negative SAI is same as 0 when receiving Pell
- Make a correction is available within FAFSA Submission Summary
- Sections that need attention will be labeled with red exclamation point
- Complete print out will be available

