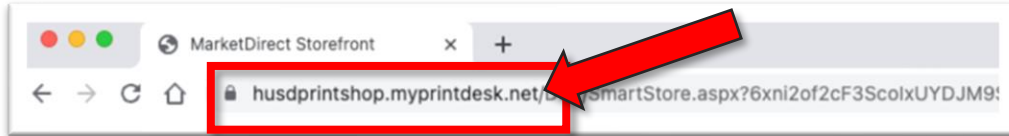
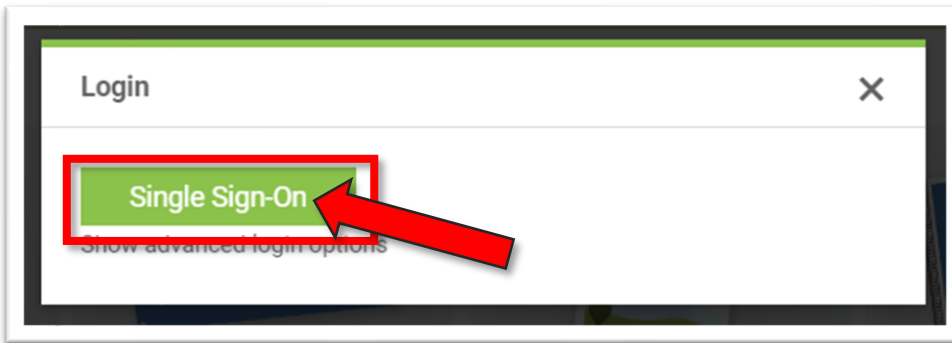


Higley USD StoreFront – How to log in (Internal Employees)

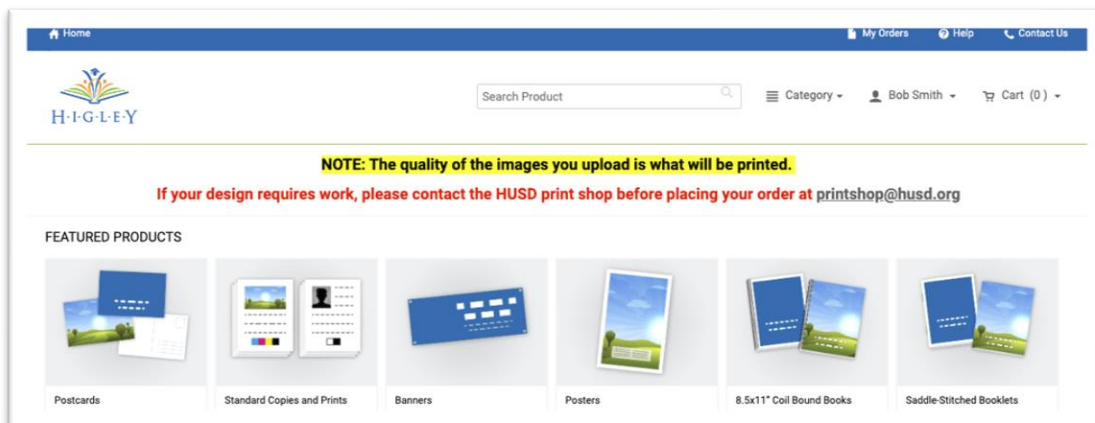
1. Open a browser on your computer, and navigate to the new StoreFront web address at <https://husdprintshop.myprintdesk.net/>



2. For most users, you will automatically be logged in. From time to time, you may see the below dialog box. If you do, just click on Single Sign-On button, and you will be logged in.



3. Once you are logged in, you will be able to start ordering from the printshop.



If you have any questions before placing your order, please contact the Higley USD printshop at printshop@husd.org