
HIGHLAND FALLS-FORT MONTGOMERY
CENTRAL SCHOOL DISTRICT



2021-2022 Proposed Budget

Budget Vote – May 18, 2021
Highland Falls Intermediate School

Highland Falls-Fort Montgomery C.S.D.
2021-2022 Proposed Budget

Board of Education:

Anne Lawless
Board President

Ned Kopald
Board Vice-President

Faith Aprilante
Board Member

James DiSalvo
Board Member

Aaron Falk
Board Member

Gus Koutsourades
Board Member

Gabe O'Connell
Board Member

Col. Cecil Marson
West Point Liaison

Marisa Frederick
District Clerk

Highland Falls-Fort Montgomery C.S.D.
2021-2022 Proposed Budget

Central Office Administrators:

Dr. Frank Sheboy
Superintendent of Schools

Ms. Denise S. Cedeira
Assistant Superintendent for Business

Dr. Andrea Tejedor
Assistant Superintendent for Curriculum, Instruction & Technology

District Administrators:

Debbie Brand
Principal, James I. O'Neill High School

Michael McElduff
Principal, Highland Falls Intermediate School

Rachel Adelstein
Principal, Fort Montgomery Elementary School

Beth Hordines
Director of Pupil Personnel Services

James McGuinness
Interim Director of Facilities

Highland Falls-Fort Montgomery C.S.D.
2021-2022 Proposed Budget

HIGHLAND FALLS-FORT MONTGOMERY CENTRAL SCHOOL DISTRICT
Highland Falls, New York 10928

LEGAL NOTICE OF ANNUAL MEETING

**NOTICE TO THE QUALIFIED VOTERS OF HIGHLAND FALLS-FORT
MONTGOMERY CENTRAL SCHOOL DISTRICT, TOWN OF HIGHLANDS,
COUNTY OF ORANGE, STATE OF NEW YORK.**

NOTICE IS HEREBY GIVEN AS FOLLOWS:

That the Board of Education of the Highland Falls-Fort Montgomery Central School District, Orange County, New York State, will hold a Public Hearing on the Budget of the qualified voters of the School District at the James I. O'Neill High School, 21 Morgan Road, Highland Falls, NY on Thursday May 6, 2021, at 7:00 pm for the purpose of presenting the budget document for the 2021-2022 school year.

That a copy of the statement of the amount of money which will be required for school district purposes during the 2021-2022 school year (the budget), exclusive of public monies, may be obtained by any resident of the district during business hours, between 8:00 am and 3:00 pm at each of the public schools in the district, in the office of the superintendent between 8:00 am and 4:00 pm, as well as at each public and free association library in the district, beginning May 7, 2021, except Saturdays, Sundays and/or holidays. The budget will also be posted on the district website. A Real Property Tax Exemption Report prepared in accordance with Section 495 of the Real Property Tax Law will be annexed to any budget of which it will form a part, and shall be posted on district bulletin board(s) maintained for public notices, as well as on the district's website.

That the Annual Meeting, Election and Budget Vote of the qualified voters of the Highland Falls-Fort Montgomery Central School District will be held on Tuesday, May 18, 2021, at the Highland Falls Intermediate School, 52 Mountain Avenue, Highland Falls, NY, between the hours of 6:00 am and 9:00 pm when the polls will be open for the purpose of voting by voting machine:

A. To elect two (2) members to the Board of Education, as follows:

1. One member for a term of three (3) years to fill the vacancy caused by the expiration of the term of Mr. James DiSalvo, whose term will expire on June 30, 2021; and
2. One member for a term of three (3) years to fill the vacancy caused by the expiration of the term of Mr. Aaron Falk, whose term will expire on June 30, 2021; and

Budget Vote – May 18, 2021
Highland Falls Intermediate School

Highland Falls-Fort Montgomery C.S.D.
2021-2022 Proposed Budget

B. To vote upon the adoption of the Budget of the School District for the 2021-2022 school year and to authorize the requisite portion thereof to be raised by taxation on the taxable property of the school district.

C. To vote on the following proposition:

Shall the Highland Falls-Fort Montgomery Central School District establish a capital reserve fund pursuant to the provisions of Section 3651 of the Education Law, to be known as the “2020 District-wide Renovations, Reconstruction, Construction and Improvement Reserve Fund-2021”, which shall be for the purpose of paying all or a portion of the costs of renovation, construction, reconstruction and improvements to the District building and facilities, including planning costs and site work; the maximum amount of such fund shall be \$9,000,000 (plus earnings thereon), to be transferred from (1) unexpended unassigned appropriations in the general fund at the end of each fiscal year; (2) funds transferred from other existing reserves; and /or (3) legally available funds available to the District, to the “District-wide Renovations, Reconstruction, Construction and Improvement Reserve Fund-2021” over a period of 12 years?

That petitions for nominating candidates for the office of Member of the Board of Education must be filed with the District Clerk by no later than 5:00 pm on Monday, April 21, 2021, in the form and manner prescribed by Section 2018 of the Education Law. Nominating petitions must be signed by at least 25 qualified voters of the District, shall state the name and residence address of each signer, as well as the name and residence address of the candidate. Petition forms may be obtained at the Office of the District Clerk at James I. O'Neill High School, 21 Morgan Road, Highland Falls, NY during regular business hours, 8:00 am to 4:00 pm.

That personal registration of voters is required pursuant to Section 2014 of the Education Law. If an eligible voter is currently registered to vote with the Orange County Board of Elections, he/she is also eligible to vote in this election and vote. All other persons who wish to vote must register with the County or the district's Board of Registration.

That the Board of Registration will meet on Saturday, May 1, 2021 between the hours of 10:00 am and 2:00 pm at the Highland Falls Library, 298 Main Street, Highland Falls, NY for the purpose of preparing the register of the school district for the election and vote to be held on May 18, 2021, at which time any person shall be entitled to have his/her name placed upon such register if he/she is known or proven to the satisfaction of the Board of Registration to be then or thereafter entitled to vote.

That the Register of Voters so prepared shall be filed in the Office of the District Clerk and shall be open for inspection by any qualified voter of the district between the hours of

Highland Falls-Fort Montgomery C.S.D.
2021-2022 Proposed Budget

8:00 am and 4:00 pm, on each of the five days prior to the election and vote, except Saturday and Sunday. Said register will be open for inspection at the polling place on the date of the election and vote.

That the absentee ballots will be available for this election and vote. Applications for absentee ballots may be obtained at the office of the District Clerk, James I. O'Neill High School, 21 Morgan Road, Highland Falls, NY. The application must be received by the District Clerk no more than thirty (30) days and at least seven (7) days prior to the election if the ballot is to be mailed to the voter, or the day before the election if the ballot will be picked up personally by the voter or the voter's designated agent set forth in the application at the District Clerk's office. Absentee ballots must be received at the office of the District Clerk by no later than 5:00 pm on the day of the election and vote, May 18, 2021. A list of all persons to whom absentee ballots shall have been issued will be available for inspection by qualified voters of the district at the District Clerk's office during regular business hours, 8:00 am to 4:00 pm, until the day of the election and vote. Any qualified voter may file a written challenge of the qualifications of a voter, whose name appears on said list, stating the reasons for the challenge.

That Military Voters who are not currently registered to vote may apply to register as a qualified voter of the District by contacting the District Clerk at 21 Morgan Road, Highland Falls, NY 10928, Telephone (845) 446-9575, Ext. 1300 or email: marisa.frederick@hffmcsd.org, to receive an application to register as a qualified voter of the District for the Annual Meeting on May 18, 2021. The Military Voter may indicate their preference for receiving the registration application by mail, facsimile or electronic mail (email). The application to register must be received by the District Clerk no later than 5:00 P.M. on April 30, 2021. The register of voters prepared and filed in the District Clerk's office shall include the names of all military voters who submit a valid military voter registration. A military voter means a qualified voter of New York State who is in actual military service and will, therefore, be absent from the District in which he or she is qualified to vote on the day of registration or election or is discharged from military service within 30 days of an election or a spouse, parent, child or dependent of the military voter if a qualified voter of New York State and a resident of the same school district as the military voter or military personnel residing on a military base within a school district in New York State for a period of 30 days immediately preceding the election.

That Military Voters who are qualified voters of the District may obtain an application for a military ballot from the District Clerk at 21 Morgan Road, Highland Falls, NY 10928, Telephone (845) 446-9575, Ext. 1300 or email: marisa.frederick@hffmcsd.org, by no later than 5:00 P.M. on April 22, 2021. The Military Voter may indicate their preference for receiving the application for a military ballot by mail, by facsimile or email. Military ballots will be mailed or otherwise distributed no later than 25 days before the election. Military ballots must be received by the District Clerk (1) before the close of the polls on

Highland Falls-Fort Montgomery C.S.D.
2021-2022 Proposed Budget

election day and showing a cancellation mark of the U.S postal service or a foreign country's postal service, or showing a dated endorsement of receipt by another agency of the U.S. government or (2) by 5:00 P.M. on election day and signed and dated by the military voter and one witness thereof, with a date which is ascertained to be not later than the day before the election. A list of all persons to whom military ballots shall have been issued will be available for inspection to qualified voters of the District in the said Office of the District Clerk during regular office hours, 8:00 a.m. to 4:00 p.m., prevailing time, until the day of the Annual School District Election and Vote.

Marisa E. Frederick
District Clerk

Highland Falls-Fort Montgomery C.S.D.
2021-2022 Proposed Budget

Budget Highlights

Total 2021-2022 Proposed Budget:	\$34,573,467
Total 2020-2021 Approved Budget:	\$33,251,722
Budget to Budget \$ Increase:	<hr/> \$ 1,321,745
Budget to Budget % Increase:	3.97%

Estimated 2021-2022 Tax Levy:	\$11,305,952
Actual 2020-2021 Tax Levy:	\$11,305,952
Estimated Tax Levy Increase:	0%

Highland Falls-Fort Montgomery C.S.D.
2021-2022 Proposed Budget

Revenue Summary

	<u>Projected</u> <u>2020-2021</u>	<u>Projected</u> <u>2021-2022</u>
<u>LOCAL NON-TAX SOURCES</u>	\$927,993	\$1,109,536
Nonresident tuitions, interest earnings, refunds of prior year expenses, E-rate		
<u>STATE AID</u>	\$10,570,058	\$12,037,283
Operating Aid, Special Education Aid, Transportation Aid, Building Aid, BOCES Aid, Textbook Aid, etc.		
<u>FEDERAL SOURCES</u>	\$9,947,719	\$10,120,696
Impact Aid and West Point Tuition		
<u>APPROPRIATED FUND BALANCE</u>	\$500,000	\$0
Amount of fund balance applied to upcoming budget		
<u>TAX LEVY</u>	\$11,305,952	\$11,305,952
Amount levied and collected from property owners after all other revenues are considered		
 <i>TOTAL REVENUE</i>	 \$33,251,722	 \$34,573,467

Highland Falls-Fort Montgomery C.S.D.
2021-2022 Proposed Budget

THREE PART BUDGET

New York State mandates that School Districts release their proposed annual budget in a three-part component format.

Administrative Component

Includes expenses for the board of education, central administration, supervision for instruction and curriculum development, legal services, central data processing, printing, insurance, BOCES administration and employee fringe benefits attributable to salaries included in these functions.

Instructional Program Component

Includes teaching expenses including salaries for regular and special education programs, programs for students with disabilities, occupational education, school library and audiovisual, attendance, guidance, health services, social workers, pupil personnel services, co-curricular activities, interscholastic athletics, pupil transportation, transfer to special aid fund and employee fringe benefits attributable to salaries included in these functions.

Capital Component

Includes the operation and maintenance of school buildings and facilities. Payment of principal and interest on district debt obligations and employee fringe benefits attributable to salaries included in these functions.

Component Summary:

	<u>Proposed</u> <u>2021-2022</u> <u>Budget</u>	<u>Percent of</u> <u>2020-2021</u> <u>Budget</u>	<u>2020-2021</u> <u>Budget</u>	<u>Percent of</u> <u>2020-2021</u> <u>Budget</u>
Administrative	\$ 3,540,357	10.24%	\$ 3,400,540	10.23%
Program	\$25,718,581	74.39%	\$25,101,718	75.49%
Capital	\$ 5,314,529	15.37%	\$ 4,749,464	14.28%
Total	\$34,573,467	100.000%	\$33,251,722	100.00%

Component budget summary is provided on the following pages.

Highland Falls-Fort Montgomery C.S.D.
2021-2022 Proposed Budget

2021-2022 Three Part Budget – Administrative Category

Account	Description	Budget Amount
1010	BOARD OF EDUCATION	59,900
1040	DISTRICT CLERK	7,000
1060	DISTRICT MEETING	16,911
1240	CHIEF SCHOOL ADMINISTRATOR	281,735
1310	BUSINESS ADMINISTRATION	405,580
1320	AUDITING	43,500
1330	TAX COLLECTION	750
1420	LEGAL	74,500
1430	PERSONNEL	53,760
1460	RECORDS MANAGEMENT OFFICER	3,000
1670	CENTRAL PRINTING & MAILING	8,000
1680	CENTRAL DATA PROCESSING	29,065
1910	UNALLOCATED INSURANCE	142,000
1920	SCHOOL ASSOCIATION DUES	23,900
1981	BOCES ADMINISTRATIVE COST	193,292
2010	CURRICULUM DEVELOPMENT & SUPERVISION	80,657
2020	SUPERVISION - REGULAR SCHOOL	878,317
2250	PROGRAMS FOR HANDICAPPED CHILDREN	175,177
2630	COMPUTER ASSISTED INSTRUCTION	78,157
2855	INTERSCHOLASTIC ATHLETICS	40,000
9010	STATE RETIREMENT	75,234
9020	TEACHERS' RETIREMENT	131,955
9030	SOCIAL SECURITY & MEDICARE	142,055
9060	HOSPITAL & MEDICAL INSURANCE	568,712
9061	HOSPITAL & MEDICAL INSURANCE	13,200
9089	OTHER BENEFITS	6,000
Totals for Administrative Components:		3,540,357

Highland Falls-Fort Montgomery C.S.D.
2021-2022 Proposed Budget

2021-2022 Three Part Budget – Capital Category

Account	Description	Budget Amount
1620	OPERATION OF PLANT	1,959,549
1621	MAINTENANCE OF PLANT	379,059
1625	SECURITY	150,000
1930	JUDGMENTS & CLAIMS	5,000
9010	STATE RETIREMENT	184,430
9030	SOCIAL SECURITY & MEDICARE	101,543
9040	WORKERS' COMPENSATION	120,000
9060	HOSPITAL & MEDICAL INSURANCE	490,260
9061	HOSPITAL & MEDICAL INSURANCE	1,900
9711	SERIAL BONDS - SCHOOL CONSTRUCTION	1,922,788
9950	TRANSFER-CAPITAL FUND	0
Totals for Capital Components:		5,314,529

Highland Falls-Fort Montgomery C.S.D.
2021-2022 Proposed Budget

2021-2022 Three Part Budget – Program (Instructional) Category

Account	Description	Budget Amount
1420	LEGAL	10,500
1670	CENTRAL PRINTING & MAILING	1,000
2010	CURRICULUM DEVELOPMENT & SUPERVISION	101,681
2110	REGULAR SCHOOL	8,239,172
2250	PROGRAMS FOR HANDICAPPED CHILDREN	6,355,911
2280	OCCUPATIONAL EDUCATION GR 10-12	476,840
2330	SPECIAL SCHOOLS	3,500
2610	SCHOOL LIBRARY & AUDIOVISUAL	200,033
2630	COMPUTER ASSISTED INSTRUCTION	770,064
2805	ATTENDANCE - REGULAR SCHOOL	124,154
2810	GUIDANCE - REGULAR SCHOOL	562,328
2815	HEALTH SERVICES - REGULAR SCHOOL	284,253
2825	SOCIAL WORK SERVICES - REGULAR SCHOOL	166,708
2850	CO-CURRICULAR SERVICES	220,500
2855	INTERSCHOLASTIC ATHLETICS	402,469
5510	DISTRICT TRANSPORTATION SERVICES	90,406
5540	CONTRACT TRANSPORTATION	2,610,176
9010	STATE RETIREMENT	135,911
9020	TEACHERS' RETIREMENT	1,025,781
9030	SOCIAL SECURITY & MEDICARE	867,786
9040	WORKERS' COMPENSATION	23,700
9050	UNEMPLOYMENT INSURANCE	40,000
9060	HOSPITAL & MEDICAL INSURANCE	2,888,708
9062	HOSPITAL & MEDICAL INSURANCE	5,000
9089	OTHER BENEFITS	50,000
9901	TRANSFERS TO OTHER FUNDS	62,000
Totals for Program Components		25,718,581

Highland Falls-Fort Montgomery C.S.D.
2021-2022 Proposed Budget

PROPERTY TAX REPORT CARD

Chapter 97 of the Laws of 2011 requires school districts to report data elements necessary to calculate a Property Tax Levy Limit and amends requirements concerning reporting elements on the Property Tax Report Card. Required reporting elements from the tax levy limit calculation include:

- tax levy limit (without including the levy for permissible exclusions from the tax levy limit)
- permissible exclusions from the tax levy limit
- proposed tax levy (not including the levy for permissible exclusions from the tax levy limit), and
- total proposed tax levy (including any proposed levy above the tax levy limit and the levy for permissible exclusions from the tax levy limit).

In addition to the proscribed elements listed above, NYSED has required districts to capture an estimate of the school districts anticipated ending reserve fund balance on June 30 of the current Fiscal Year. NYSED is aware that there are quite often significant changes between the end of the third quarter and the year-end balances. This new requirement is for districts to provide context and transparency.

Each of these elements is discussed in greater detail below.

Subdivision 7 of Section 1608 and Sections 1716(7), and 2601-a (3) of the Education Law require each year, commencing with the proposed budget for the two thousand-two thousand one school year, the trustee or board of trustees shall prepare a property tax report card, pursuant to regulations of the commissioner, and shall make it publicly available by transmitting it to local newspapers of general circulation, appending it to copies of the proposed budget made publicly available as required by law, making it available for distribution at the annual meeting, and otherwise disseminating it as required by the commissioner. Such report card shall include:

- the amount of total spending and total estimated school tax levy that would result from adoption of the proposed budget and the percentage increase or decrease in

Highland Falls-Fort Montgomery C.S.D.
2021-2022 Proposed Budget

total spending and total school tax levy from the school district budget for the preceding school year, and

- the district's tax levy limit determined pursuant to section two thousand twenty-three-a of this title, and the estimated school tax levy, excluding any levy necessary to support the expenditures pursuant to subparagraphs (i) through (iv) of paragraph i of subdivision two of section two thousand twenty-three-a of this title, that would result from adoption of the proposed budget; and
- the projected enrollment growth for the school year for which the budget is prepared, and the percentage change in enrollment from the previous year; and
- the percentage increase in the consumer price index, from January first of the prior school year to January first of the current school year. A copy of the property tax report card prepared for the annual district meeting shall be submitted to the department in the manner prescribed by the department by the end of the business day next following approval of the report card by the trustee or board of trustees, but no later than twenty-four days prior to the statewide uniform voting day. The department shall compile such data for all school districts whose budgets are subject to the vote of the qualified voters and shall make such compilation available electronically at least ten days prior to the statewide uniform voting day.
- the estimated amount of the appropriated fund balance, the reserved fund balance, and the retained unreserved, unappropriated (undesignated) fund balance and its percentage of the total proposed budget, and the actual amount and percentage of the unappropriated, unreserved fund balance retained in the previous year.

Data Elements on the Property Tax Report Card

TOTAL PROPOSED SPENDING:

Total spending shall mean the total amount appropriated under the school district budget for the school year.

TOTAL PROPOSED SCHOOL YEAR TAX LEVY, INCLUDING LEVY TO SUPPORT LIBRARY DEBT:

As shown on the Office of the State Comptroller Real Property Tax Calculation Form on Page 2:

Highland Falls-Fort Montgomery C.S.D.
2021-2022 Proposed Budget

- **Proposed Levy for FYE 06/30/2021, plus any levy for library debt added above (District must make this calculation, if applicable)**

For 2020-21, Column A, report the actual levy for school purposes authorized by the trustee, board of trustees or board of education, plus any levy for library debt.

PERMISSIBLE EXCLUSIONS TO THE SCHOOL TAX LEVY LIMIT:

As calculated on the Office of the State Comptroller Real Property Tax Calculation Form and shown on Page 2:

- Total Exclusions

PROPOSED SCHOOL YEAR TAX LEVY, NOT INCLUDING LEVY FOR PERMISSIBLE EXCLUSIONS TO THE SCHOOL TAX LEVY LIMIT OR LEVY TO SUPPORT LIBRARY DEBT:

As shown on the Real Property Tax Calculation Form on Page 2:

- Proposed Levy for FYE 06/30/2021, less Total Exclusions above and less any levy for library debt added above (District makes this adjustment)

For 2020-21, Column A, report the actual levy for school purposes authorized by the trustee, board of trustees or board of education.

SCHOOL TAX LEVY LIMIT, NOT INCLUDING LEVY FOR PERMISSIBLE EXCLUSIONS:

As calculated on the Office of the State Comptroller Real Property Tax Calculation Form and shown on Page 2:

- Total Levy Limit Before Exclusions

DIFFERENCE (POSITIVE VALUE REQUIRES 60.0% VOTER APPROVAL):

Form will automatically calculate the difference between the proposed tax levy without exclusions or library debt and the tax levy limit without exclusions or library debt. If the proposed levy is higher than the tax levy limit, the budget needs to be approved by 60 percent or more of the eligible voters at the time of the vote.

PUBLIC SCHOOL ENROLLMENT:

Highland Falls-Fort Montgomery C.S.D.
2021-2022 Proposed Budget

Enrollment of pupils as defined in subparagraph two of paragraph n of subdivision one of section 3602 of the education law. Pursuant to section 2856 of the education law, resident charter school pupils also should be included in the enrollment reported on the property tax report card. Do not include enrollment of pupils in pre-Kindergarten.

"Public school district enrollment" shall mean the sum of the number of children:

- on a regular enrollment register of a public school district on the date which enrollment for BEDS purposes is taken;
- eligible to receive home instruction in the school district on such date;
- for whom equivalent attendance must be computed pursuant to this subdivision on such date;
- with handicapping conditions who are residents of such district who are registered on such date to attend programs under the provisions of paragraph c of subdivision two of section forty-four hundred one of this chapter;
- eligible to receive educational services on such date but not claimed for aid pursuant to subdivision seven of section thirty-two hundred two of this chapter; and
- registered on such date to attend programs
- pursuant to subdivision two of section three hundred fifty-five of this chapter, or
- pursuant to an agreement between the city school district of the city of New York and Hunter College pursuant to section sixty-two hundred sixteen of this chapter.

FUND BALANCES:

For the 2021-22 Property Tax Report Card, report actual 2019-20 balances based upon the June 30, 2020 ending fund balance and estimated June 30, 2021 balances for the proposed 2021-22 budget year, as approved by the Board of Education.

Actual fund balances reported for 2020-21 are determined as follows:

Adjusted Restricted Fund Balance (old Reserved Fund Balance): Final June 30, 2020 amount, as reduced or increased, if applicable, after the adoption by the Board of Education of the estimated balance on the 2019-20 Property Tax Report Card.

Assigned Appropriated Fund Balance (old "Appropriated Fund Balance"): the actual amount listed on the tax warrant (August 2020).

Adjusted Unrestricted Fund Balance (old "Unreserved, Unappropriated" Fund Balance): the final amount retained as of June 30, 2021.

Estimated fund balances reported for 2021-22 are as of the time of School Budget and Property Tax Report Card preparation:

Highland Falls-Fort Montgomery C.S.D.
2021-2022 Proposed Budget

Adjusted Restricted Fund Balance (old Reserved Fund Balance): The estimated June 30, 2021 final balance, which will be the 2021-22 school year beginning balance.

Assigned Appropriated Fund Balance (old “Appropriated Fund Balance”): the amount estimated for subsequent school years’ taxes.

Adjusted Unrestricted Fund Balance (old “Unreserved, Unappropriated” Fund Balance) the estimated final amount to be retained as of June 30, 2021. This is the fund balance amount that is limited by law to no more than 4% of the estimated total 2021-22 budget; however, during the year it may be used to increase reserves or be appropriated for unanticipated ordinary contingent expenses.

Highland Falls-Fort Montgomery C.S.D.
2021-2022 Proposed Budget

2021-2022 PROPERTY TAX REPORT CARD	Budget Adopted for the 2020-21 School Year	Budget Proposed for the 2021-22 School Year	Contingency Budget for the 2021-22 School Year*
Total Budgeted Amount, Not Including Separate Propositions	\$33,251,722	\$34,573,467	\$34,573,467
Increase/Decrease for the 2019-20 School Year		\$1,321,745	\$1,321,745
Percentage Increase/Decrease in Proposed Budget		3.97%	3.97%
Change in the Consumer Price Index		1.23%	
A. Proposed Tax Levy to Support the Total Budgeted Amount	\$11,305,952	\$11,305,952	
B. Levy to Support Library Debt, if Applicable	NA	NA	
C. Levy for Non-Excludable Propositions, if Applicable	NA	NA	
D. Total Tax Cap Reserve Amount Used to Reduce Current Year Levy	NA	NA	
E. Total Proposed School Year Tax Levy (A + B + C - D)	\$11,305,952	\$11,305,952	\$11,305,952
F. Total Permissible Exclusions	\$737,018	\$745,009	
G. School Tax Levy Limit, Excluding Levy for Permissible Exclusions	\$10,568,934	\$10,560,943	
H. Total Proposed School Year Tax Levy, Excluding Levy to Support Library Debt and/or Permissible Exclusions (E - B - F + D)	\$10,568,934	\$10,560,943	\$10,560,943
I. Difference: (G – H); (Negative Value Requires 60.0% Voter Approval)	\$0	\$0	
Public School Enrollment	928	975	

Budget Vote – May 18, 2021
Highland Falls Intermediate School

Highland Falls-Fort Montgomery C.S.D.
2021-2022 Proposed Budget

Schedule of Reserve Funds

Reserve Type	Reserve Name	Reserve Description *	3/31/21 Actual Balance	6/30/21 Estimated Ending Balance	Intended Use of the Reserve in the 2021-22 School Year
Capital	2015 Capital Reserve Fund	To pay the cost of any object or purpose for which bonds may be issued.	2,751,710	2,752,710	To carry over into 2020/21
Capital	Capital Reserve Fund	To pay the cost of any object or purpose for which bonds may be issued.	145	145	To carry over into 2020/21
Unemployment Insurance	Unemployment Insurance Reserve	To pay the cost of reimbursement to the State Unemployment Insurance Fund.	100,000	100,000	To carry over into 2020/21
Tax Certiorari	Reserve for Tax Certiorari	To establish a reserve fund for tax certiorari settlements	601,107	605,000	To carry over into 2020/21
Employee Benefit Accrued Liability	Reserve For Employee Benefits	For the payment of accrued 'employee benefits' due to employees upon termination of service.	419,892	410,000	To pay Teacher & Staff sick time and vacation time per contracts
Retirement Contribution	Reserve for Retirement	To fund employer retirement contributions to the NYS ERS	400,000	400,000	To carry over into 2022/23 to offset ERS Costs

Highland Falls-Fort Montgomery C.S.D.
2021-2022 Proposed Budget

Retirement Contributions	Reserve for TRS Contributions	For employer retirement contributions to TRS	402,596	405,000	To carry into 2022/23 to offset cost of TRS
---------------------------------	--------------------------------------	---	----------------	----------------	--

2021-2022 FUND BALANCES

	Actual 2019-20	Estimated 2020-21
Adjusted Restricted Fund Balance	\$7,675,450	\$8,809,771
Assigned Appropriated Fund Balance	\$500,000	\$0
Adjusted Unrestricted Fund Balance	\$5,860,414	\$4,500,000
Adjusted Unrestricted Fund Balance as a Percent of the Total Budget	17.62%	13.02%

Highland Falls-Fort Montgomery C.S.D.
2021-2022 Proposed Budget

ADMINISTRATIVE COMPENSATION INFORMATION

Pursuant to Chapter 474 of the Laws of 1996

Chapter 474 of the Laws of 1996 and Education Law section 1608 required that the State Education Department prepare a statewide compilation of the salaries and other personnel costs of certain school administrators and make it available to all interested parties.

Listed here are data, provided by school districts, of the salaries, employee benefits and other forms of remuneration for superintendents of schools (Type 1), deputy, assistant or associate superintendents (Type 2) and the salaries of any other certified school administrators or supervisors (Type 3) who are budgeted to be paid at or above a certain level (\$143,000 for 2021-22).

This listing refers to information budgeted in May 2020 and expected to be paid in 2020-21 and applies to a particular position in a school district, not necessarily a particular individual.

Title	Salary	Employee Benefits	Other Remuneration
Superintendent of Schools	\$208,855	\$61,446	\$10,500
Assistant Superintendent for Business	\$148,924	\$51,158	\$2,850
Assistant Superintendent for CIT	\$160,012	\$53,170	\$2,850
Principal	\$157,337		
Principal	\$143,225		

Three categories of remuneration are presented here. Taken together, they represent the total compensation provided for a particular position. The definition of each category is adapted from OMB circular A87, Cost Principles for State, Local and Indian Tribal Governments. The definitions are:

Highland Falls-Fort Montgomery C.S.D.
2021-2022 Proposed Budget

Salaries: The wages budgeted on an annual basis for the position. Districts should report the salaries of the superintendent, regardless of level, and of deputy, assistant or associate superintendents and other certified school administrators or supervisors paid in excess of the salary threshold of \$143,000.

Fringe: Fringe benefits are allowances and services provided by employers as compensation in addition to regular salaries and wages. The cost of fringe benefits includes employer contributions for social security, employee life, health, unemployment and worker's compensation insurance, pension plan costs and other similar benefits allowable under established written policies. If a salary figure is provided for a Type 1 or Type 2 position, this item may not be \$0.

Other: The annualized monetary value of any and all forms of compensation not included under Salaries or Fringe for Type 1 or 2 positions. Examples include (but are not limited to) employer expenses for additional insurance and/or annuities, housing allowance, moving allowance, the personal use of a vehicle and/or residence, professional organization membership fees or dues, and other expenses. This item might be \$0, if the total compensation for a position was included in Salaries and Fringe above.

Highland Falls-Fort Montgomery C.S.D.
2021-2022 Proposed Budget

NEW YORK STATE REPORT CARD DATA

The New York State Report Cards provide enrollment, demographic, attendance, suspension, dropout, teacher assessment, accountability, graduation rate, post-graduate plan, and fiscal data for public and charter schools, districts, and the State.

The New York State Report Card is an important part of the Board of Regents' effort to raise learning standards for all students. It provides information to the public on school/district enrollment and staff, student performance, and other measures of school and district performance. Knowledge gained from the report card on a school's or district's strengths and weaknesses can be used to improve instruction and services to students.

The New York State School Report Card for Highland Fall-Fort Montgomery C.S.D. is available upon request at the end of this document or at the following web address:

<https://data.nysed.gov/essa.php?year=2020&instid=800000033963>

The Fiscal Accountability Supplement

New York State Education Law and the Commissioner's Regulations require that certain expenditure ratios for general education and special education students be reported and compared with ratios for similar districts and all public schools.

The Fiscal Accountability Supplement can be found at the end of the 2021-22 Budget Statement or at the following web address:

<https://data.nysed.gov/expenditures.php?year=2019&instid=800000033963>

Highland Falls-Fort Montgomery C.S.D.
2021-2022 Proposed Budget

TAX EXEMPTION REPORTING REQUIREMENT

Chapter 258 of the Laws of 2008 added Section 495 to the Real Property Tax Law requiring counties, cities, towns, villages and school districts to attach to their tentative/preliminary budgets an exemption report. The measure is effective October 5, 2008 and applies to budgets for fiscal years commencing on and after that date.

The new exemption reports will provide taxpayers, policy makers, media and the general public with greater transparency on property tax exemptions and their effect on overall property taxes.

Exemptions are reductions in property taxes granted to certain groups of property owners (e.g., non-profits, seniors, veterans) and are paid for by increases in property taxes on all other taxpayers (except for the STAR exemption, which is funded directly by New York State). The new exemption reports will show, for each type of exemption, how much of the local property tax base has been removed from taxation.

HIGHLAND FALLS CSD - NEW YORK STATE REPORT CARD [2019 - 20]

The New York State Report Card is an important part of the Board of Regents' effort to create educational equity and raise learning standards for all students. Knowledge gained from the report card on a school's or district's strengths and weaknesses can be used to improve instruction and services to students. The report card provides information to the public on school/district staff, students, and measures of school and district performance as required by the Every Student Succeeds Act (ESSA). Fundamentally, ESSA is about creating a set of interlocking strategies to promote educational equity by providing support to districts and schools as they work to ensure that every student succeeds. New York State is committed to ensuring that all students succeed and thrive in school no matter who they are, where they live, where they go to school, or where they come from.

Due to COVID - 19 and resulting changes to New York State testing, accountability, and federal reporting requirements, 2020-21 district and school accountability statuses are the same as those assigned for the 2019-20 school year. For informational purposes, graduation rates for the Secondary Graduation Rate indicator using lagged 2018-19 data are reported. Spring 2020 standardized state assessments, including the June 2020 Regents examinations, were canceled and are, thus, not reported. For detailed information on requirement changes, please see the U.S. Department of Education-approved waiver and the memorandum from the Office of Accountability entitled "2019-20 Accountability Implications to Address the COVID-19 Crisis."

2020-21 ACCOUNTABILITY STATUS BASED ON 2018-19 DATA

Per the U.S. Department of Education-approved waiver, districts and schools, including subgroups, will maintain in the 2020-21 school year the same accountability status assigned for the 2019-20 school year with no progress determinations. For more information, please see the memorandum from the Office of Accountability entitled, "2019-20 Accountability Implications to Address the COVID-19 Crisis." The 2020-21 Accountability status may differ from the 2019-20 status as a result of a school reconfiguration. Schools that newly opened for the 2020-21 school year will not be displayed.

GOOD STANDING

SECTION 1003 SCHOOL IMPROVEMENT FUNDS (2019-20)

The link below provides a list of all Local Education Agencies and public schools that received section 1003 school improvement funds, including the amount of funds each school received and the types of strategies implemented in each school with such funds.

Section 1003 School Improvement Funds Data (61.38 kilobytes)

For information on the use of Title I School Improvement funds, see:

- 2018-19 Title I SIG 1003 Basic Application and Addendum for 2019-20 Extension
- 2019-20 Title I SIG 1003 Basic Planning
- 2019-20 Title I School Improvement Grant 1003 Targeted Support Grant
- 2019-20 Title I School Improvement Grant 1003 ENHANCED Comprehensive Support and Improvement (CSI) Support Grant
- 2019 NYSIP-PLC Phase II
- SIG Cohort 6 and 7 Schools Funded with SIGA in 2019-20

ELEMENTARY/MIDDLE STATUSES BY SUBGROUP



Help

Per the U.S. Department of Education-approved waiver, districts and schools, including subgroups, will maintain in the 2020-21 school year the same accountability status assigned for the 2019-20 school year with no progress determinations.

Subgroup	Status
All Students	Good Standing
Black or African American	Good Standing
Hispanic or Latino	Good Standing
White	Good Standing
English Language Learners	Good Standing
Students with Disabilities	Good Standing
Economically Disadvantaged	Good Standing

SECONDARY STATUSES BY SUBGROUP

Per the U.S. Department of Education-approved waiver, districts and schools, including subgroups, will maintain in the 2020-21 school year the same accountability status assigned for the 2019-20 school year with no progress determinations.

Subgroup	Status
All Students	Good Standing
Black or African American	Good Standing
Hispanic or Latino	Good Standing
Multiracial	Good Standing
White	Good Standing
English Language Learners	Good Standing
Students with Disabilities	Good Standing
Economically Disadvantaged	Good Standing

SECONDARY GRADUATION RATE

Accountability graduation rate data are provided for informational purposes only in 2019-20 and are not used to make district or school accountability status determinations for the 2020-21 school year. For more information, please see the memorandum from the Office of Accountability entitled, "2019-20 Accountability Implications to Address the COVID-19 Crisis."

Subgroup	Cohort	Number In Cohort	Grad Rate
All Students	4-Year	130	87.7%
	5-Year	119	93.3%
	6-Year	118	96.6%
American Indian or Alaska Native	4-Year	0	—
	5-Year	1	—
	6-Year	0	—
Asian or Native Hawaiian/Other Pacific Islander	4-Year	5	—
	5-Year	7	—
	6-Year	11	—
Black or African American	4-Year	27	—
	5-Year	18	—
	6-Year	17	—
Hispanic or Latino	4-Year	53	75.5%
	5-Year	43	88.4%
	6-Year	40	92.5%
Multiracial	4-Year	12	—
	5-Year	14	—
	6-Year	9	—
White	4-Year	74	91.9%
	5-Year	77	94.8%
	6-Year	77	96.1%
English Language Learners	4-Year	10	—
	5-Year	3	—
	6-Year	3	—
Students with Disabilities	4-Year	36	55.6%
	5-Year	26	—
	6-Year	19	—
Economically Disadvantaged	4-Year	59	86.4%
	5-Year	52	86.5%
	6-Year	45	97.8%

NATIONAL ASSESSMENT OF EDUCATION PROGRESS (NAEP) RESULTS (2018-19)

National Assessment of Education Progress (NAEP) are reported for statewide (New York State) and national results only. District- and school-level results are not reported for NAEP.

NEW YORK STATE NAEP GRADE 4

	READING				MATH			
SUBGROUP	BELOW BASIC	BASIC	PROFICIENT	ADVANCED	BELOW BASIC	BASIC	PROFICIENT	ADVANCED
All Students	34	31	26	8	24	40	29	8
Students with Disabilities	73	18	7	1	61	30	7	2
American Indian or Alaska Native	*	*	*	*	*	*	*	*
Asian	21	27	34	17	8	23	43	26
Native Hawaiian/Other Pacific Islander	*	*	*	*	*	*	*	*
Black or African American	53	31	14	2	43	40	16	1
Hispanic or Latino	45	32	19	4	33	45	19	2
White	24	32	33	11	14	39	38	9
Multiracial	24	23	35	18	15	42	31	12
Limited English Proficient	78	17	4	*	51	40	8	1
Economically Disadvantaged	49	31	17	3	33	43	21	3

NEW YORK STATE NAEP GRADE 8

	READING				MATH			
SUBGROUP	BELOW BASIC	BASIC	PROFICIENT	ADVANCED	BELOW BASIC	BASIC	PROFICIENT	ADVANCED
All Students	30	38	28	4	34	32	22	11
Students with Disabilities	58	31	10	1	72	22	5	2
American Indian or Alaska Native	*	*	*	*	*	*	*	*
Asian	21	33	36	10	15	25	29	31
Native Hawaiian/Other Pacific Islander	*	*	*	*	*	*	*	*
Black or African American	43	38	17	1	55	30	12	3
Hispanic or Latino	41	38	19	2	49	35	14	3
White	20	39	35	6	23	33	29	15
Multiracial	*	*	*	*	*	*	*	*
Limited English Proficient	83	16	1	*	88	10	2	*
Economically Disadvantaged	40	38	20	2	47	32	16	5

NATIONAL NAEP GRADE 4

	READING				MATH			
SUBGROUP	BELOW BASIC	BASIC	PROFICIENT	ADVANCED	BELOW BASIC	BASIC	PROFICIENT	ADVANCED
All Students	35	31	26	9	20	40	32	9
Students with Disabilities	70	18	9	2	51	33	14	3
American Indian or Alaska Native	50	30	17	3	32	43	22	4
Asian	18	25	35	22	7	23	41	29
Native Hawaiian/Other Pacific Islander	45	31	20	4	30	40	24	5
Black or African American	53	30	15	3	35	45	18	2
Hispanic or Latino	46	31	19	4	27	45	24	3
White	24	31	32	12	12	36	40	12
Multiracial	28	32	29	11	17	40	34	10
Limited English Proficient	65	25	8	1	41	43	15	1
Economically Disadvantaged	48	31	18	3	29	45	23	3

NATIONAL NAEP GRADE 8

	READING				MATH			
SUBGROUP	BELOW BASIC	BASIC	PROFICIENT	ADVANCED	BELOW BASIC	BASIC	PROFICIENT	ADVANCED
All Students	28	39	29	4	32	35	23	10
Students with Disabilities	64	27	8	1	68	23	7	2
American Indian or Alaska Native	40	41	19	1	48	37	13	3
Asian	13	30	43	13	12	24	31	33
Native Hawaiian/Other Pacific Islander	38	38	23	2	47	34	15	4
Black or African American	47	39	14	1	54	33	11	2
Hispanic or Latino	38	40	20	1	43	37	16	3
White	19	39	36	5	21	36	30	13
Multiracial	24	40	31	5	28	36	25	11
Limited English Proficient	73	24	3	*	73	22	4	1
Economically Disadvantaged	40	40	18	1	46	36	15	3

*There are not sufficient data for this subgroup.

STAFF QUALIFICATIONS (2019-20)
INEXPERIENCED TEACHERS AND PRINCIPALS

	TEACHERS			PRINCIPALS		
	Total	# Inexperienced	% Inexperienced	Total	# Inexperienced	% Inexperienced
THIS DISTRICT	95	17	18%	3	2	67%
STATEWIDE	205,479	35,051	17%	4,782	1,237	26%
STATEWIDE HIGH-POVERTY SCHOOLS	46,225	13,182	29%	1,166	320	27%
STATEWIDE LOW-POVERTY SCHOOLS	61,131	5,677	9%	1,193	260	22%

Teacher and principal counts are as reported by schools and districts in the Student Information Repository System (SIRS).

TEACHERS TEACHING OUT OF THEIR SUBJECT OR FIELD OF CERTIFICATION

	Total	TEACHERS TEACHING OUT OF THEIR SUBJECT/FIELD OF CERTIFICATION	
		#	%
THIS DISTRICT	103	1	1%
STATEWIDE	216,181	20,180	9%
STATEWIDE HIGH-POVERTY SCHOOLS	46,639	9,556	20%
STATEWIDE LOW-POVERTY SCHOOLS	54,886	1,004	2%

Teacher counts are as reported in Teacher Access and Authorization (TAA).

GRADUATION RATE (2019-20)

Graduation Rate data are for students who first entered grade 9, four years prior to this reporting year. Graduates are as of August following the close of the reporting year. Click on High School Graduation Rate Data report to see district and state comparisons and to filter on gender and ethnicity student subgroups.

Subgroup	Total	GRAD RATE		REGENTS WITH ADVANCED DESIGNATION		REGENTS DIPLOMA		LOCAL DIPLOMA		NON DIPLOMA CRED		STILL ENROLLED		GED TRANSFER		DROPOUT	
		#	%	#	%	#	%	#	%	#	%	#	%	#	%	#	%
All Students	130	113	87%	63	48%	47	36%	3	2%	1	1%	5	4%	0	0%	11	8%
Female	59	52	88%	27	46%	22	37%	3	5%	0	0%	2	3%	0	0%	5	8%
Male	71	61	86%	36	51%	25	35%	0	0%	1	1%	3	4%	0	0%	6	8%
Multiracial	4	—	—	—	—	—	—	—	—	—	—	—	—	—	—	—	—
American Indian or Alaska Native	0	0	0%	0	0%	0	0%	0	0%	0	0%	0	0%	0	0%	0	0%
Asian or Native Hawaiian/Other Pacific Islander	3	—	—	—	—	—	—	—	—	—	—	—	—	—	—	—	—
White	87	79	91%	50	57%	27	31%	2	2%	1	1%	2	2%	0	0%	5	6%
Black or African American	8	6	75%	1	13%	4	50%	1	13%	0	0%	0	0%	0	0%	2	25%
Hispanic or Latino	28	21	75%	7	25%	14	50%	0	0%	0	0%	3	11%	0	0%	4	14%
General-Education Students	117	105	90%	63	54%	42	36%	0	0%	0	0%	4	3%	0	0%	8	7%
Students with Disabilities	13	8	62%	0	0%	5	38%	3	23%	1	8%	1	8%	0	0%	3	23%
Non-English Language Learners	128	—	—	—	—	—	—	—	—	—	—	—	—	—	—	—	—
English Language Learners	2	—	—	—	—	—	—	—	—	—	—	—	—	—	—	—	—
Not Economically Disadvantaged	99	87	88%	51	52%	35	35%	1	1%	1	1%	3	3%	0	0%	8	8%
Economically Disadvantaged	31	26	84%	12	39%	12	39%	2	6%	0	0%	2	6%	0	0%	3	10%
Not Migrant	130	113	87%	63	48%	47	36%	3	2%	1	1%	5	4%	0	0%	11	8%
Migrant	0	0	0%	0	0%	0	0%	0	0%	0	0%	0	0%	0	0%	0	0%

Subgroup	Total	GRAD RATE		REGENTS WITH ADVANCED DESIGNATION		REGENTS DIPLOMA		LOCAL DIPLOMA		NON DIPLOMA CRED		STILL ENROLLED		GED TRANSFER		DROPOUT	
		#	%	#	%	#	%	#	%	#	%	#	%	#	%	#	%
Parents not in Armed Forces	97	81	84%	41	42%	37	38%	3	3%	1	1%	4	4%	0	0%	11	11%
Parents in Armed Forces	33	32	97%	22	67%	10	30%	0	0%	0	0%	1	3%	0	0%	0	0%
Not Homeless	129	—	—	—	—	—	—	—	—	—	—	—	—	—	—	—	—
Homeless	1	—	—	—	—	—	—	—	—	—	—	—	—	—	—	—	—
Not in Foster Care	130	113	87%	63	48%	47	36%	3	2%	1	1%	5	4%	0	0%	11	8%
Foster Care	0	0	0%	0	0%	0	0%	0	0%	0	0%	0	0%	0	0%	0	0%

© COPYRIGHT NEW YORK STATE EDUCATION DEPARTMENT, ALL RIGHTS RESERVED.


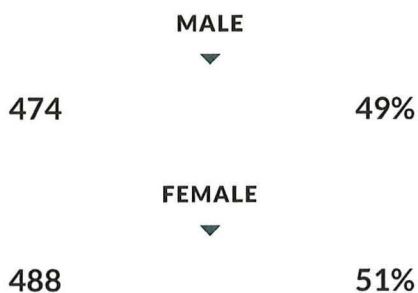
THIS DOCUMENT WAS CREATED ON: MARCH 25, 2021, 10:55 AM EST

These enrollment data are collected as part of NYSED's Student Information Repository System (SIRS). These counts are as of "BEDS Day" which is typically the first Wednesday in October. Available are enrollment counts for public and charter school students by various demographics for the 2019 - 20 school year. For nonpublic school enrollment data please see the Non-Public School Enrollment and Staff information on our Information and Reporting Services webpage.

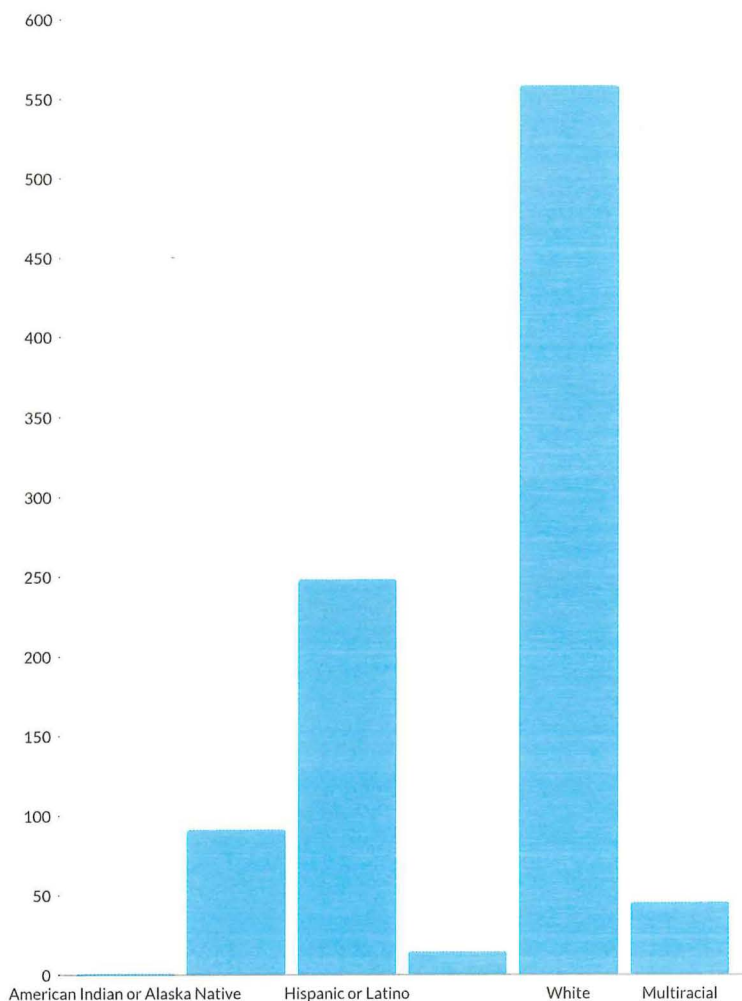
HIGHLAND FALLS CSD ENROLLMENT (2019 - 20)

K-12 Enrollment: 962

ENROLLMENT BY GENDER



ENROLLMENT BY ETHNICITY



AMERICAN INDIAN OR ALASKA NATIVE

1 0%

BLACK OR AFRICAN AMERICAN

92 10%

HISPANIC OR LATINO

249 26%

ASIAN OR NATIVE HAWAIIAN/OTHER PACIFIC ISLANDER

15 2%

WHITE

559 58%

MULTIRACIAL

46 5%

OTHER GROUPS**ENGLISH LANGUAGE LEARNERS**

59 6%

MIGRANT

— —

STUDENTS WITH DISABILITIES

165 17%

HOMELESS

31 3%

FOSTER CARE

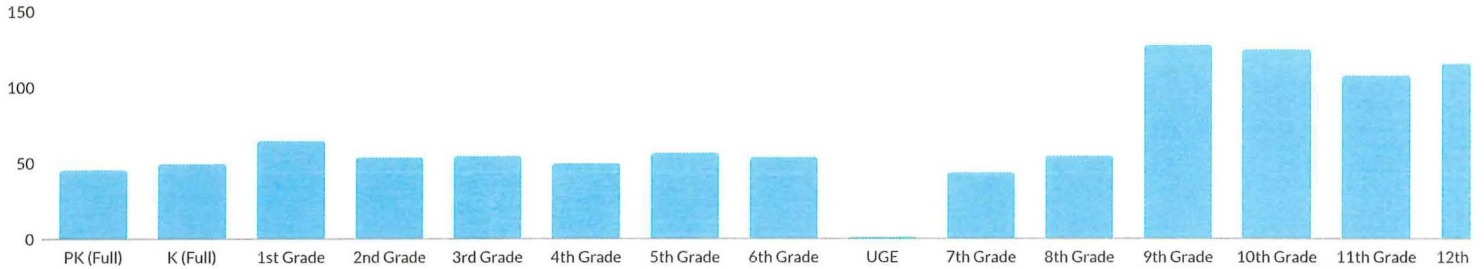
— —

ECONOMICALLY DISADVANTAGED

395 41%

PARENT IN ARMED FORCES

155 16%

ENROLLMENT BY GRADE**PRE-K (FULL DAY)**

46 5%

K (FULL DAY)

50 5%

1ST GRADE

65 6%

2ND GRADE

54 5%

3RD GRADE

55 5%

4TH GRADE

50 5%

5TH GRADE

57 6%

6TH GRADE

54 5%

UNGRADED ELEMENTARY

1 0%

7TH GRADE

44 4%

8TH GRADE

55 5%

9TH GRADE

128 13%

10TH GRADE

125 12%

11TH GRADE

108 11%

12TH GRADE

116 12%


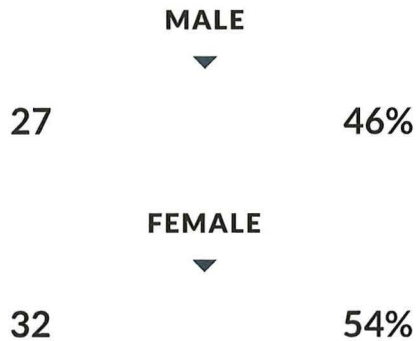
© COPYRIGHT NEW YORK STATE EDUCATION DEPARTMENT, ALL RIGHTS RESERVED.

THIS DOCUMENT WAS CREATED ON: APRIL 15, 2021, 8:53 AM EST

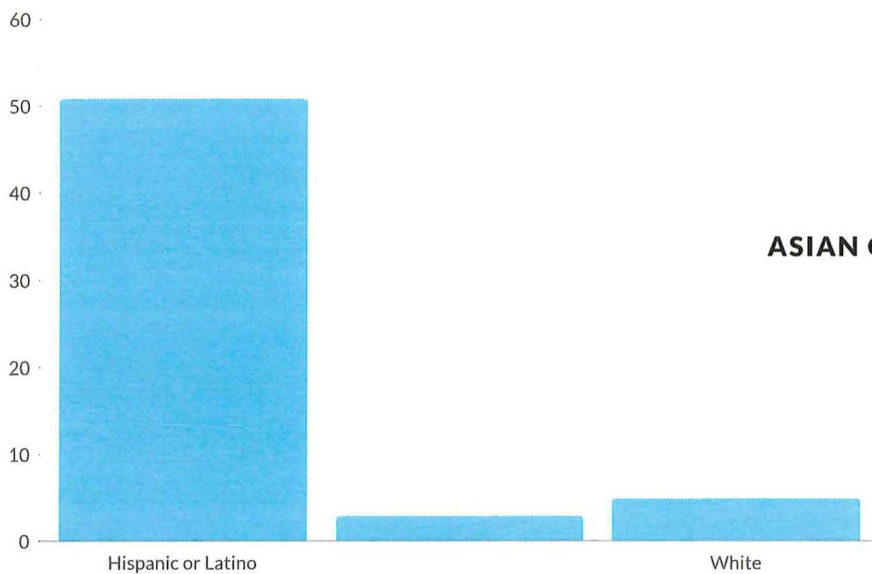
HIGHLAND FALLS CSD ENGLISH LANGUAGE LEARNERS ENROLLMENT (2019 - 20)

K-12 ELL Enrollment: 59
K-12 Former ELL Enrollment: 25

ELL ENROLLMENT BY GENDER



ELL ENROLLMENT BY ETHNICITY



HISPANIC OR LATINO

51 86%

ASIAN OR NATIVE HAWAIIAN/OTHER PACIFIC ISLANDER

3 5%

WHITE

5 8%

OTHER GROUPS

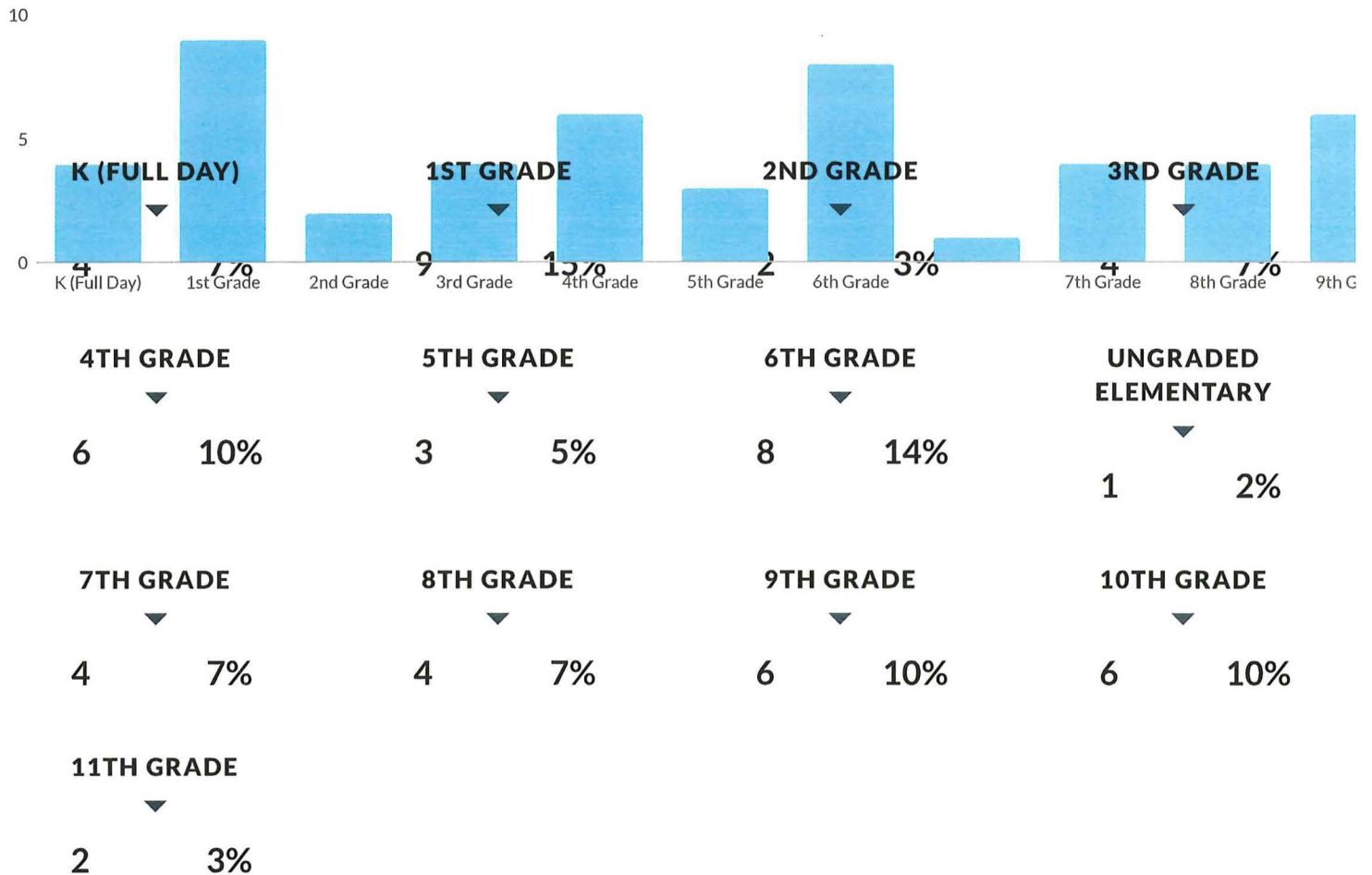
STUDENTS WITH DISABILITIES

17 29%

ECONOMICALLY DISADVANTAGED

56 95%

ELL ENROLLMENT BY GRADE



Data used to generate the Home Languages, English Language Learners Breakdown, and the English Language Learners Programs tables differs from the rest of the report. Students included in the Home Languages, English Language Learners Breakdown, and the English Language Learners Programs were those students who were identified as ELL during the school year. The rest of the report includes students who were ELL as of BEDS day.

HOME LANGUAGES

- 1 Spanish
- 2 Arabic
- 3 Chinese
- 4 Tagalog

ENGLISH LANGUAGE LEARNERS BREAKDOWN

NEWCOMERS	DEVELOPING	LONG TERM	SIFE
▼	▼	▼	▼
32	16	15	1

ENGLISH LANGUAGE LEARNERS PROGRAMS**ENGLISH AS A NEW LANGUAGE****62****ONE WAY/ TWO WAY DUAL
LANGUAGE PROGRAM****0****TRANSITIONAL BILINGUAL
EDUCATION PROGRAM****0**

© COPYRIGHT NEW YORK STATE EDUCATION DEPARTMENT, ALL RIGHTS RESERVED.

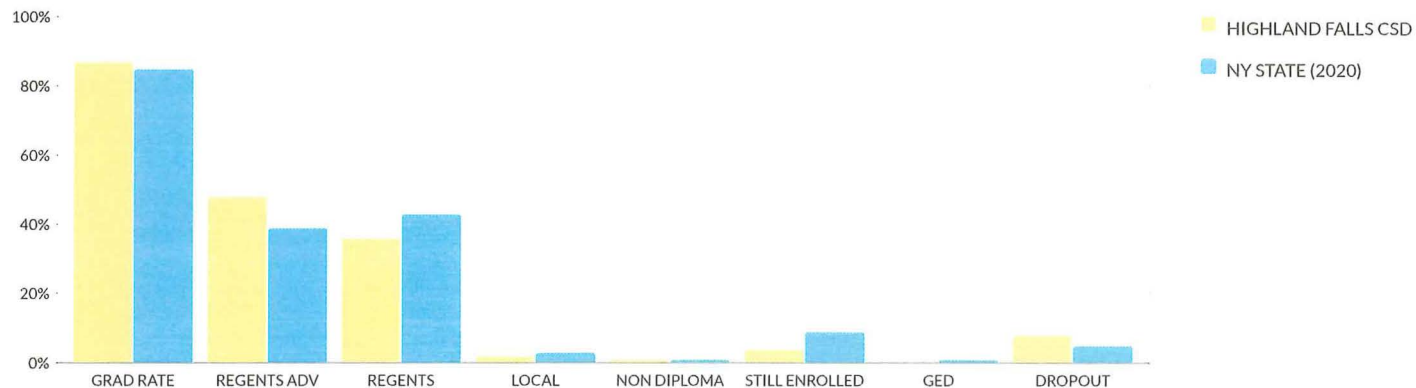
THIS DOCUMENT WAS CREATED ON: APRIL 15, 2021, 8:54 AM EST

**HIGHLAND FALLS CSD GRADUATION RATE DATA
4 YEAR OUTCOME AS OF AUGUST 2020**

Graduation Rate Data are reported for a 9th grade cohort, as of the 4th year of high school - August. The "Filter this data" function, below, provides the ability to display Graduation Rate Data of high school as of the 4th year - June, the 5th year - June and August, and the 6th year - June and August. For school years prior to 2018-19, 5th year - August and 6th year - August are not available.

Data is reported by educational institutions to the State Education Department throughout the school year and available for verification by districts until the close of the state data warehouse in August. District superintendents certify data is accurate in September. For the most updated information, please contact the school district.

Complete information on the types of diploma credentials, which can be earned and the criteria for each, see: Diploma Requirements.



GRADUATION RATE

Subgroup	Total	GRAD RATE		REGENTS WITH ADVANCED DESIGNATION		REGENTS DIPLOMA		LOCAL DIPLOMA		NON DIPLOMA CRED		STILL ENROLLED		GED TRANSFER		DROPOUT	
		#	%	#	%	#	%	#	%	#	%	#	%	#	%	#	%
All Students	130	113	87%	63	48%	47	36%	3	2%	1	1%	5	4%	0	0%	11	8%
Female	59	52	88%	27	46%	22	37%	3	5%	0	0%	2	3%	0	0%	5	8%
Male	71	61	86%	36	51%	25	35%	0	0%	1	1%	3	4%	0	0%	6	8%
Multiracial	4	—	—	—	—	—	—	—	—	—	—	—	—	—	—	—	—
American Indian or Alaska Native	0	0	0%	0	0%	0	0%	0	0%	0	0%	0	0%	0	0%	0	0%
Asian or Native Hawaiian/Other Pacific Islander	3	—	—	—	—	—	—	—	—	—	—	—	—	—	—	—	—
White	87	79	91%	50	57%	27	31%	2	2%	1	1%	2	2%	0	0%	5	6%
Black or African American	8	6	75%	1	13%	4	50%	1	13%	0	0%	0	0%	0	0%	2	25%
Hispanic or Latino	28	21	75%	7	25%	14	50%	0	0%	0	0%	3	11%	0	0%	4	14%
General-Education Students	117	105	90%	63	54%	42	36%	0	0%	0	0%	4	3%	0	0%	8	7%
Students with Disabilities	13	8	62%	0	0%	5	38%	3	23%	1	8%	1	8%	0	0%	3	23%
Non-English Language Learners	128	—	—	—	—	—	—	—	—	—	—	—	—	—	—	—	—
English Language Learners	2	—	—	—	—	—	—	—	—	—	—	—	—	—	—	—	—
Not Economically Disadvantaged	99	87	88%	51	52%	35	35%	1	1%	1	1%	3	3%	0	0%	8	8%
Economically Disadvantaged	31	26	84%	12	39%	12	39%	2	6%	0	0%	2	6%	0	0%	3	10%
Not Migrant	130	113	87%	63	48%	47	36%	3	2%	1	1%	5	4%	0	0%	11	8%
Migrant	0	0	0%	0	0%	0	0%	0	0%	0	0%	0	0%	0	0%	0	0%
Parents not in Armed Forces	97	81	84%	41	42%	37	38%	3	3%	1	1%	4	4%	0	0%	11	11%
Parents in Armed Forces	33	32	97%	22	67%	10	30%	0	0%	0	0%	1	3%	0	0%	0	0%
Not Homeless	129	—	—	—	—	—	—	—	—	—	—	—	—	—	—	—	—
Homeless	1	—	—	—	—	—	—	—	—	—	—	—	—	—	—	—	—
Not in Foster Care	130	113	87%	63	48%	47	36%	3	2%	1	1%	5	4%	0	0%	11	8%
Foster Care	0	0	0%	0	0%	0	0%	0	0%	0	0%	0	0%	0	0%	0	0%

© COPYRIGHT NEW YORK STATE EDUCATION DEPARTMENT, ALL RIGHTS RESERVED.

THIS DOCUMENT WAS CREATED ON: MARCH 25, 2021, 10:58 AM EST

**JAMES I O'NEILL HIGH SCHOOL GRADUATION RATE DATA
4 YEAR OUTCOME AS OF AUGUST 2020**

Graduation Rate Data are reported for a 9th grade cohort, as of the 4th year of high school - August. The "Filter this data" function, below, provides the ability to display Graduation Rate Data of high school as of the 4th year - June, the 5th year - June and August, and the 6th year - June and August. For school years prior to 2018-19, 5th year - August and 6th year - August are not available.

Data is reported by educational institutions to the State Education Department throughout the school year and available for verification by districts until the close of the state data warehouse in August. District superintendents certify data is accurate in September. For the most updated information, please contact the school district.

Complete information on the types of diploma credentials, which can be earned and the criteria for each, see: Diploma Requirements.

GRADUATION RATE

Subgroup	Total	GRAD RATE		REGENTS WITH ADVANCED DESIGNATION		REGENTS DIPLOMA		LOCAL DIPLOMA		NON DIPLOMA CRED		STILL ENROLLED		GED TRANSFER		DROPOUT	
		#	%	#	%	#	%	#	%	#	%	#	%	#	%	#	%
All Students	121	110	91%	63	52%	44	36%	3	2%	0	0%	4	3%	0	0%	7	6%
Female	56	51	91%	27	48%	21	38%	3	5%	0	0%	1	2%	0	0%	4	7%
Male	65	59	91%	36	55%	23	35%	0	0%	0	0%	3	5%	0	0%	3	5%
Multiracial	4	—	—	—	—	—	—	—	—	—	—	—	—	—	—	—	—
American Indian or Alaska Native	0	0	0%	0	0%	0	0%	0	0%	0	0%	0	0%	0	0%	0	0%
Asian or Native Hawaiian/Other Pacific Islander	3	—	—	—	—	—	—	—	—	—	—	—	—	—	—	—	—
White	84	78	93%	50	60%	26	31%	2	2%	0	0%	2	2%	0	0%	4	5%
Black or African American	7	5	71%	1	14%	3	43%	1	14%	0	0%	0	0%	0	0%	2	29%
Hispanic or Latino	23	20	87%	7	30%	13	57%	0	0%	0	0%	2	9%	0	0%	1	4%
General-Education Students	114	105	92%	63	55%	42	37%	0	0%	0	0%	4	4%	0	0%	5	4%
Students with Disabilities	7	5	71%	0	0%	2	29%	3	43%	0	0%	0	0%	0	0%	2	29%
Non-English Language Learners	120	—	—	—	—	—	—	—	—	—	—	—	—	—	—	—	—
English Language Learners	1	—	—	—	—	—	—	—	—	—	—	—	—	—	—	—	—
Not Economically Disadvantaged	90	84	93%	51	57%	32	36%	1	1%	0	0%	2	2%	0	0%	4	4%
Economically Disadvantaged	31	26	84%	12	39%	12	39%	2	6%	0	0%	2	6%	0	0%	3	10%
Not Migrant	121	110	91%	63	52%	44	36%	3	2%	0	0%	4	3%	0	0%	7	6%
Migrant	0	0	0%	0	0%	0	0%	0	0%	0	0%	0	0%	0	0%	0	0%
Parents not in Armed Forces	88	78	89%	41	47%	34	39%	3	3%	0	0%	3	3%	0	0%	7	8%
Parents in Armed Forces	33	32	97%	22	67%	10	30%	0	0%	0	0%	1	3%	0	0%	0	0%

Subgroup	Total	GRAD RATE		REGENTS WITH ADVANCED DESIGNATION		REGENTS DIPLOMA		LOCAL DIPLOMA		NON DIPLOMA CRED		STILL ENROLLED		GED TRANSFER		DROPOUT	
		#	%	#	%	#	%	#	%	#	%	#	%	#	%	#	%
Not Homeless	120	—	—	—	—	—	—	—	—	—	—	—	—	—	—	—	—
Homeless	1	—	—	—	—	—	—	—	—	—	—	—	—	—	—	—	—
Not in Foster Care	121	110	91%	63	52%	44	36%	3	2%	0	0%	4	3%	0	0%	7	6%
Foster Care	0	0	0%	0	0%	0	0%	0	0%	0	0%	0	0%	0	0%	0	0%

© COPYRIGHT NEW YORK STATE EDUCATION DEPARTMENT, ALL RIGHTS RESERVED.

THIS DOCUMENT WAS CREATED ON: MARCH 25, 2021, 11:34 AM EST

JAMES I O'NEILL HIGH SCHOOL GRADUATION PATHWAYS DATA 2020

The Board of Regents approved regulations establishing multiple, comparably rigorous assessment pathways to graduation for all students. The recently approved regulations recognize the importance of engaging students' interests in rigorous and relevant academic programs in the Arts; Languages other than English (LOTE)/Biliteracy; Career and Technical Education (CTE); Humanities; Science, Technology, Engineering and Mathematics (STEM); and Career Developmental Occupational Studies (CDOS). The revised regulation allows students to use a passing score on an approved pathway assessment or successful completion of program requirements for the CDOS credential toward meeting the assessment requirements for graduation.

Complete information on the types of diploma credentials which can be earned and the criteria for each.

Additional information on Graduation Pathways can be found on the Curriculum and Instruction site.

Subgroup	Total	Humanities		Humanities Alternative		Arts		Career and Technical Education		Math		Science		Career Development and Occupational Studies		Languages Other Than English	
		#	%	#	%	#	%	#	%	#	%	#	%	#	%	#	%
All Students	110	108	98%	0	0%	0	0%	0	0%	0	0%	2	2%	0	0%	0	0%
Female	51	50	98%	0	0%	0	0%	0	0%	0	0%	1	2%	0	0%	0	0%
Male	59	58	98%	0	0%	0	0%	0	0%	0	0%	1	2%	0	0%	0	0%
Multiracial	4	4	100%	0	0%	0	0%	0	0%	0	0%	0	0%	0	0%	0	0%
American Indian or Alaska Native	0	0	0%	0	0%	0	0%	0	0%	0	0%	0	0%	0	0%	0	0%
Asian or Native Hawaiian/Other Pacific Islander	3	3	100%	0	0%	0	0%	0	0%	0	0%	0	0%	0	0%	0	0%
White	78	76	97%	0	0%	0	0%	0	0%	0	0%	2	3%	0	0%	0	0%
Black or African American	5	5	100%	0	0%	0	0%	0	0%	0	0%	0	0%	0	0%	0	0%
Hispanic or Latino	20	20	100%	0	0%	0	0%	0	0%	0	0%	0	0%	0	0%	0	0%
General-Education Students	105	103	98%	0	0%	0	0%	0	0%	0	0%	2	2%	0	0%	0	0%
Students with Disabilities	5	5	100%	0	0%	0	0%	0	0%	0	0%	0	0%	0	0%	0	0%
Non-English	110	108	98%	0	0%	0	0%	0	0%	0	0%	2	2%	0	0%	0	0%



Subgroup	Total	Humanities		Humanities Alternative		Arts		Career and Technical Education		Math		Science		Career Development and Occupational Studies		Languages Other Than English	
		#	%	#	%	#	%	#	%	#	%	#	%	#	%	#	%
English Language Learners	0	0	0%	0	0%	0	0%	0	0%	0	0%	0	0%	0	0%	0	0%
Not Economically Disadvantaged	84	82	98%	0	0%	0	0%	0	0%	0	0%	2	2%	0	0%	0	0%
Economically Disadvantaged	26	26	100%	0	0%	0	0%	0	0%	0	0%	0	0%	0	0%	0	0%
Not Migrant	110	108	98%	0	0%	0	0%	0	0%	0	0%	2	2%	0	0%	0	0%
Migrant	0	0	0%	0	0%	0	0%	0	0%	0	0%	0	0%	0	0%	0	0%
Not Homeless	109	107	98%	0	0%	0	0%	0	0%	0	0%	2	2%	0	0%	0	0%
Homeless	1	1	100%	0	0%	0	0%	0	0%	0	0%	0	0%	0	0%	0	0%
Parents not in Armed Forces	78	77	99%	0	0%	0	0%	0	0%	0	0%	1	1%	0	0%	0	0%
Parents in Armed Forces	32	31	97%	0	0%	0	0%	0	0%	0	0%	1	3%	0	0%	0	0%
Not in Foster Care	110	108	98%	0	0%	0	0%	0	0%	0	0%	2	2%	0	0%	0	0%
Foster Care	0	0	0%	0	0%	0	0%	0	0%	0	0%	0	0%	0	0%	0	0%

© COPYRIGHT NEW YORK STATE EDUCATION DEPARTMENT, ALL RIGHTS RESERVED.

THIS DOCUMENT WAS CREATED ON: MARCH 25, 2021, 11:40 AM EST

ESSA Financial Transparency Report - District Level Actual Expenditures 2019-2020

for HIGHLAND FALLS CSD

(Bedcode: 440901040000)

ESSA Financial Transparency Report - District Level Actual Expenditures 2019/2020

 Wide View

This form has been successfully submitted.

District Average Fringe Benefit

Complete the District Fringe Rate Benefit section below first. Record your District Average Fringe Rate then return to the Data Exchange homepage and begin filling out your school forms.

STOP once you have the District Average Fringe Rate and complete all school-level forms before finishing this district-level form.

	Amount Spent	Fringe Rate (%)
Total Employee Benefits in General Fund & Special Aid Fund	6,070,781.35	N/A
Other Post-Employment Benefits	1,241,137.97	N/A
Total Employee Benefits for Active Employees	4,829,643.38	N/A
Total Personal Service in General Fund & Special Aid Fund	13,178,705.20	N/A
District Average Fringe Rate ?	N/A	36.64732844923190

School-Level Spending

Completion of each school-level form and one district-level form will satisfy the Federal Every Student Succeeds Act Financial Transparency reporting requirement. Complete guidance on these requirements, including a crosswalk from ST-3 codes to items on this report, is available at this website:

<http://www.nysed.gov/essa/financial-transparency> (<http://www.nysed.gov/essa/financial-transparency>)

School form data will be automatically aggregated to this district-level form within a few minutes once **all** school-level forms are completed, saved, **and** submitted. To make changes to entries A-D, J-K, or O-T, please return to the school forms, edit, save, **and** submit.

	Amount Spent
Instruction	
A1. Classroom Salaries	8,361,146.31
A2. Other Instructional Salaries	1,238,313.90
A3. Instructional Benefits	3,517,945.71
A4. Professional Development	45,619.17
A. Instruction Total	13,163,025.09
Administration	
B1. School Administrative Salaries	879,531.74
B2. School Administrative Benefits	322,324.89
B3. Other School Administrative Expenditures	46,125.48
B. Administration Total	1,247,982.11
All Other Spending	
C1. All Other Salaries	650,065.88
C2. All Other Benefits	238,231.78
C3. All Other Non-Personnel Expenditures	886,673.75
C. Total of All Other Spending	1,774,971.41
Total	
D. Total School Level	16,185,978.61

District Level Spending

*** Amount Spent**

Instruction

E1. Classroom Salaries	0
E2. Other Instructional Salaries	309,934.45
E3. Instructional Benefits	113,582.70
E4. Professional Development	12,268.66
E. Instruction Total	435,785.81

Administration

F1. Central Administrative Salaries	1,664,416.89
F2. Central Administrative Benefits	609,964.32
F3. Other Central Administrative Expenditures	70,745.22
F. Administration Total	2,345,126.43

All Other Spending

G1. All Other Salaries	0
G2. All Other Benefits	1,241,137.97
G3. All Other Non-Personnel Expenditures	3,485,041.24
G. Total of All Other Spending	4,726,179.21

Total

H. Total District Level	7,507,091.45
--------------------------------	--------------

Total District and School Spending

Amount Spent

I. Total District and School Level Spending	23,693,070.06
--	---------------

School Level Local/State Spending

Amount Spent

Local/State Spending

J. Total Local/State	15,770,414.99
-----------------------------	----------------------

Federal Spending

K1. Federal Title I Part A	142,681.01
-----------------------------------	-------------------

K2. Federal Title II Part A	18,687.50
------------------------------------	------------------

K3. Federal Title III Part A	3,660.92
-------------------------------------	-----------------

K4. Federal Title IV Part A	6,750.00
------------------------------------	-----------------

K5. IDEA	243,784.19
-----------------	-------------------

K6. All Other Federal	0.00
------------------------------	-------------

K. Total Federal Spending	415,563.62
----------------------------------	-------------------

District Level Local/State Spending

Amount Spent

L. Total Local/State	7,468,116.64
-----------------------------	---------------------

M. Total Federal Spending	38,974.81
----------------------------------	------------------

Total District Level	7,507,091.45
-----------------------------	---------------------

N. Total District and School Level Spending	23,693,070.06
--	----------------------

School-Level Program Detail Areas

School-Level Costs

	Amount Spent
O. Special Education	5,119,954.05
P. ELL/MLL Services	0.00
Q. Pupil Services	1,598,169.43
R. Community Schools Programs	0.00
S. BOCES Services	417,562.85
T. Prekindergarten	164,648.75

District-Level Program Detail Areas

Central District Costs

	* Amount Spent
U. Special Education	0
V. ELL/MLL Services	0
W. Pupil Services	496,903.26
X. Community Schools Programs	0
Y. BOCES Services	1,454,519.65
Z. Prekindergarten	0

Total District Expenditures and Exclusions

* Amount Spent

Exclusions

1. Transportation	2,269,253.04
2. Charter School Tuition	0
3. Other Tuition	1,012,576.84
4. Debt Service	1,072,480.00
5. Other	17,108,786.06
Total Exclusions	21,463,095.94

Expenditures

Total Expenditures ?	45,156,166
----------------------	------------

Reported ST-3 Value

Most recent ST-3

45156166

If total expenditures does not closely align to the ST-3 value, please provide a brief explanation here. For details on the account codes included in the ST-3, please see the guidance for this year.

No response provided.

NYS - Real Property System
County of Orange
Town of Highlands - 3336
Village of Highland Falls
SWIS Code - 333601

Assessor's Report - 2020 - Prior Year File
S495 Exemption Impact Report
School Detail Report

RPS221/V04/L001
Date/Time - 4/9/2021 12:47:02
Total Assessed Value 339,578,074
Uniform Percentage 93.00

Equalized Total Assessed Value 365,137,714

School District - 333601 Highland Central

Exemption Code	Exemption Name	Statutory Authority	Number of Exemptions	Total Equalized Value of Exemptions	Percent of Value Exempted
13500	TOWN - GENERALLY	RPTL 406(1)	5	1,113,224	0.30
13650	VG - GENERALLY	RPTL 406(1)	12	7,856,881	2.15
13800	SCHOOL DISTRICT	RPTL 408	3	6,894,624	1.89
14100	USA - GENERALLY	RPTL 400(1)	7	13,444,086	3.68
21600	RES OF CLERGY - RELIG CORP OWN	RPTL 462	3	383,871	0.11
25130	NONPROF CORP - CHAR (CONST PRO	RPTL 420-a	1	535,484	0.15
25300	NONPROF CORP - SPECIFIED USES	RPTL 420-b	7	7,333,656	2.01
26100	VETERANS ORGANIZATION	RPTL 452	2	595,161	0.16
26400	INC VOLUNTEER FIRE CO OR DEPT	RPTL 464(2)	2	650,000	0.18
29350	TRUSTEES - HOSP, LIB, PLAYGROU	RPTL 438	2	918,710	0.25
41400	CLERGY	RPTL 460	3	4,839	0.00
41690	VOLUNTEER FIREFIGHTERS AND AMB	RPTL 466-c,d,e,f,g,h&i	6	19,356	0.01
41800	PERSONS AGE 65 OR OVER	RPTL 467	2	188,925	0.05
41804	PERSONS AGE 65 OR OVER	RPTL 467	7	412,562	0.11
41834	ENHANCED STAR	RPTL 425	118	10,209,082	2.80
41854	BASIC STAR 1999-2000	RPTL 425	353	13,309,121	3.64
47200	RAILROAD - PARTIALLY EXEMPT	RPTL 489-d&dd	1	890,141	0.24
Total Exemptions Exclusive of System Exemptions:			534	64,759,723	17.74
Total System Exemptions:			0	0	0.00
Totals:			534	64,759,723	17.74

Values have been equalized using the Uniform Percentage of Value. The Exempt amounts do not take into consideration, payments in lieu of taxes or other payments for municipal services.

Amount, if any, attributable to payments in lieu of taxes: _____

Equalized Total Assessed Value 548,325,853

School District - 333601 Highland Central

Exemption Code	Exemption Name	Statutory Authority	Number of Exemptions	Total Equalized Value of Exemptions	Percent of Value Exempted
13500	TOWN - GENERALLY	RPTL 406(1)	8	899,462	0.16
13800	SCHOOL DISTRICT	RPTL 408	2	9,477,096	1.73
13870	SPEC DIST USED FOR PURPOSE EST	RPTL 410	2	3,168,065	0.58
14100	USA - GENERALLY	RPTL 400(1)	162	288,601,930	52.63
25130	NONPROF CORP - CHAR (CONST PRO	RPTL 420-a	3	1,440,860	0.26
25300	NONPROF CORP - SPECIFIED USES	RPTL 420-b	7	15,267,097	2.78
29350	TRUSTEES - HOSP, LIB, PLAYGROU	RPTL 438	1	243,978	0.04
41800	PERSONS AGE 65 OR OVER	RPTL 467	4	382,850	0.07
41804	PERSONS AGE 65 OR OVER	RPTL 467	1	34,000	0.01
41834	ENHANCED STAR	RPTL 425	54	4,927,686	0.90
41854	BASIC STAR 1999-2000	RPTL 425	211	8,875,419	1.62
47200	RAILROAD - PARTIALLY EXEMPT	RPTL 489-d&dd	1	476,256	0.09
Total Exemptions Exclusive of System Exemptions:			456	333,794,699	60.88
Total System Exemptions:			0	0	0.00
Totals:			456	333,794,699	60.88

Values have been equalized using the Uniform Percentage of Value. The Exempt amounts do not take into consideration, payments in lieu of taxes or other payments for municipal services.

Amount, if any, attributable to payments in lieu of taxes: _____

NYS - Real Property System
County of Orange
Town of Woodbury - 3358
Village of Woodbury
SWIS Code - 335809

Assessor's Report - 2020 - Prior Year File
S495 Exemption Impact Report
School Detail Report

RPS221/V04/L001
Date/Time - 4/9/2021 12:47:02
Total Assessed Value 915,300
Uniform Percentage 35.75

Equalized Total Assessed Value 2,560,280

School District - 333601 Highland Central

Exemption Code	Exemption Name	Statutory Authority	Number of Exemptions	Total Equalized Value of Exemptions	Percent of Value Exempted
14110	USA - SPECIFIED USES	STATE L 54	1	2,560,280	100.00
Total Exemptions Exclusive of System Exemptions:			1	2,560,280	100.00
Total System Exemptions:			0	0	0.00
Totals:			1	2,560,280	100.00

Values have been equalized using the Uniform Percentage of Value. The Exempt amounts do not take into consideration, payments in lieu of taxes or other payments for municipal services.

Amount, if any, attributable to payments in lieu of taxes: _____

Equalized Total Assessed Value 916,023,846

School District - 333601 Highland Falls CSD

Exemption Code	Exemption Name	Statutory Authority	Number of Exemptions	Total Equalized Value of Exemptions	Percent of Value Exempted
13500	TOWN - GENERALLY	RPTL 406(1)	13	2,012,686	0.22
13650	VG - GENERALLY	RPTL 406(1)	12	7,856,881	0.86
13800	SCHOOL DISTRICT	RPTL 408	5	16,371,720	1.79
13870	SPEC DIST USED FOR PURPOSE EST	RPTL 410	2	3,168,065	0.35
14100	USA - GENERALLY	RPTL 400(1)	169	302,046,016	32.97
14110	USA - SPECIFIED USES	STATE L 54	1	2,560,280	0.28
21600	RES OF CLERGY - RELIG CORP OWN	RPTL 462	3	383,871	0.04
25130	NONPROF CORP - CHAR (CONST PRO	RPTL 420-a	4	1,976,344	0.22
25300	NONPROF CORP - SPECIFIED USES	RPTL 420-b	14	22,600,753	2.47
26100	VETERANS ORGANIZATION	RPTL 452	2	595,161	0.06
26400	INC VOLUNTEER FIRE CO OR DEPT	RPTL 464(2)	2	650,000	0.07
29350	TRUSTEES - HOSP, LIB, PLAYGROU	RPTL 438	3	1,162,688	0.13
41400	CLERGY	RPTL 460	3	4,839	0.00
41690	VOLUNTEER FIREFIGHTERS AND AMB	RPTL 466-c,d,e,f,g,h&i	6	19,356	0.00
41800	PERSONS AGE 65 OR OVER	RPTL 467	6	571,775	0.06
41804	PERSONS AGE 65 OR OVER	RPTL 467	8	446,562	0.05
41834	ENHANCED STAR	RPTL 425	172	15,136,768	1.65
41854	BASIC STAR 1999-2000	RPTL 425	564	22,184,540	2.42
47200	RAILROAD - PARTIALLY EXEMPT	RPTL 489-d&dd	2	1,366,397	0.15
Total Exemptions Exclusive of System Exemptions:			991	401,114,702	43.79
Total System Exemptions:			0	0	0.00
Totals:			991	401,114,702	43.79

Values have been equalized using the Uniform Percentage of Value. The Exempt amounts do not take into consideration, payments in lieu of taxes or other payments for municipal services.

Amount, if any, attributable to payments in lieu of taxes: _____