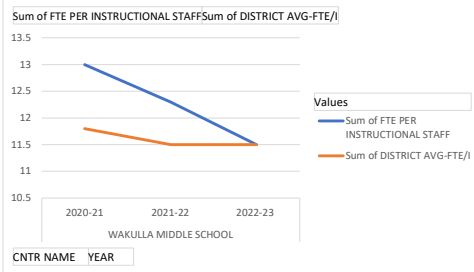
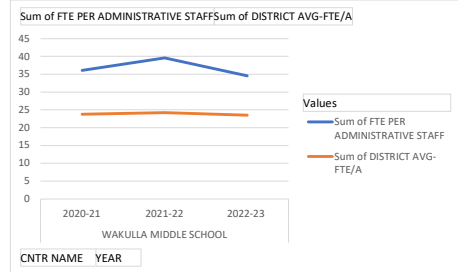


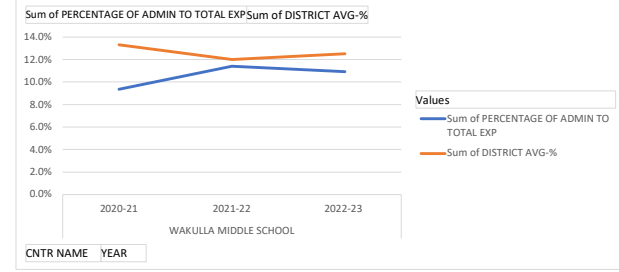
Row Labels	Sum of FTE PER INSTRUCTIONAL STAFF	Sum of DISTRICT AVG-FTE/I
WAKULLA MIDDLE SCHOOL		
2020-21	13	11.8
2021-22	12.3	11.5
2022-23	11.5	11.5



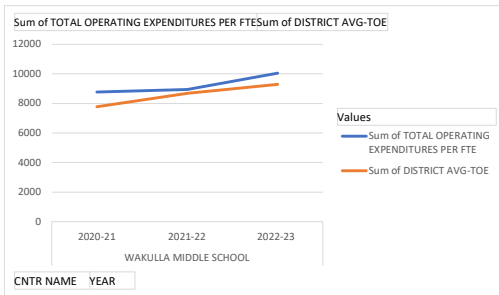
Row Labels	Sum of FTE PER ADMINISTRATIVE STAFF	Sum of DISTRICT AVG-FTE/A
WAKULLA MIDDLE SCHOOL		
2020-21	36.1	23.8
2021-22	39.6	24.2
2022-23	34.6	23.5



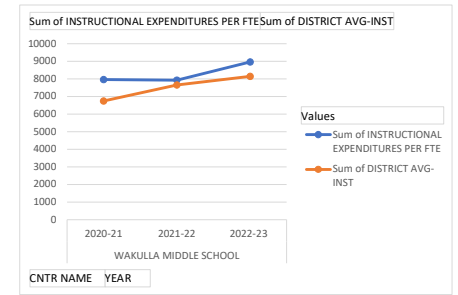
Row Labels	Sum of PERCENTAGE OF ADMIN TO TOTAL EXP	Sum of DISTRICT AVG-%
WAKULLA MIDDLE SCHOOL		
2020-21	9.4%	13.3%
2021-22	11.4%	12.0%
2022-23	10.9%	12.5%



Row Labels	Sum of TOTAL OPERATING EXPENDITURES PER FTE	Sum of DISTRICT AVG-TOE
WAKULLA MIDDLE SCHOOL		
2020-21	8775	7768
2021-22	8948	8688
2022-23	10055	9299



Row Labels	Sum of INSTRUCTIONAL EXPENDITURES PER FTE	Sum of DISTRICT AVG-INST
WAKULLA MIDDLE SCHOOL		
2020-21	7953	6736
2021-22	7927	7648
2022-23	8956	8134



Row Labels	Sum of GENERAL FUND'S UNASSIGNED/ASSIGNED FUND BALANCE
WAKULLA MIDDLE SCHOOL	
2020-21	\$ 4,940,229
2021-22	\$ 4,631,121
2022-23	\$ 4,310,794

