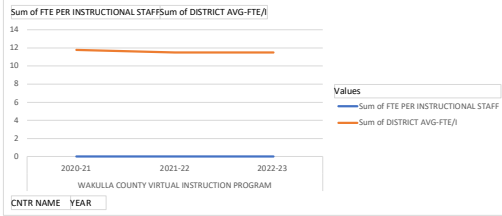
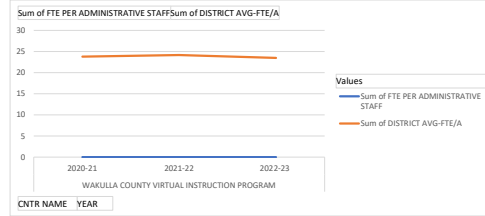


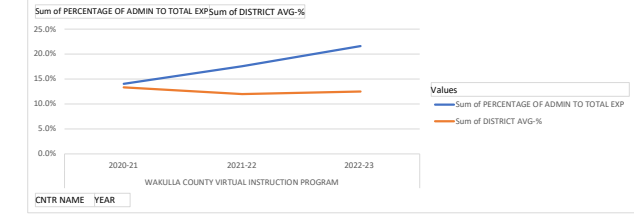
Row Labels	Sum of FTE PER INSTRUCTIONAL STAFF	Sum of DISTRICT AVG-FTE/I
WAKULLA COUNTY VIRTUAL INSTRUCTION PROGRAM		
2020-21	0	11.8
2021-22	0	11.5
2022-23	0	11.5



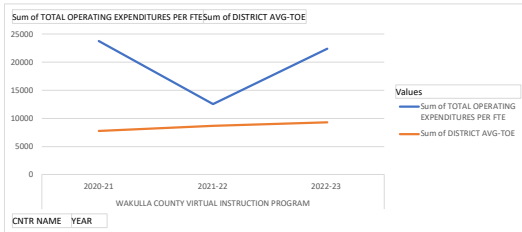
Row Labels	Sum of FTE PER ADMINISTRATIVE STAFF	Sum of DISTRICT AVG-FTE/A
WAKULLA COUNTY VIRTUAL INSTRUCTION PROGRAM		
2020-21	0	23.8
2021-22	0	24.2
2022-23	0	23.5



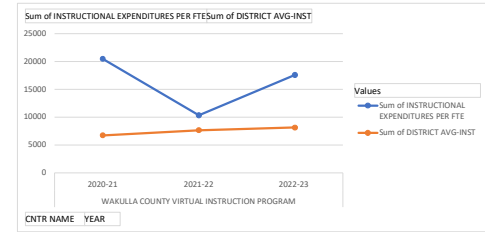
Row Labels	Sum of PERCENTAGE OF ADMIN TO TOTAL EXP %	Sum of DISTRICT AVG-%
WAKULLA COUNTY VIRTUAL INSTRUCTION PROGRAM		
2020-21	14.1%	13.3%
2021-22	17.6%	12.0%
2022-23	21.6%	12.5%



Row Labels	Sum of TOTAL OPERATING EXPENDITURES PER FTE	Sum of DISTRICT AVG-TOE
WAKULLA COUNTY VIRTUAL INSTRUCTION PROGRAM		
2020-21	23792	7768
2021-22	12550	8688
2022-23	22413	9299



Row Labels	Sum of INSTRUCTIONAL EXPENDITURES PER FTE	Sum of DISTRICT AVG-INST
WAKULLA COUNTY VIRTUAL INSTRUCTION PROGRAM		
2020-21	20448	6736
2021-22	10343	7648
2022-23	17572	8134



Row Labels	Sum of GENERAL FUND'S UNASSIGNED/ASSIGNED FUND BALANCE
WAKULLA COUNTY VIRTUAL INSTRUCTION PROGRAM	
2020-21	\$ 4,940,229
2021-22	\$ 4,631,121
2022-23	\$ 4,310,794

