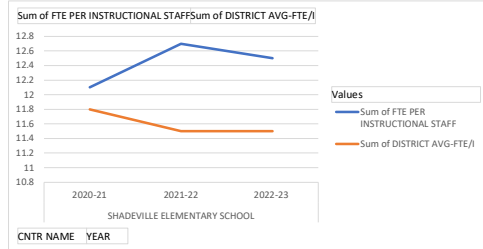
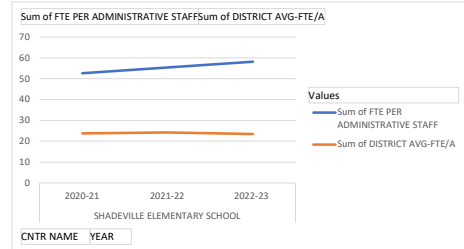


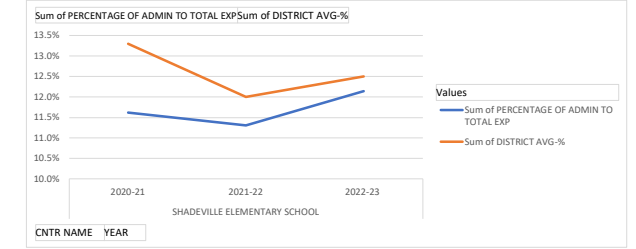
| Row Labels | Sum of FTE PER INSTRUCTIONAL STAFF | Sum of DISTRICT AVG-FTE/I |
|------------------------------|------------------------------------|---------------------------|
| SHADEVILLE ELEMENTARY SCHOOL | | |
| 2020-21 | 12.1 | 11.8 |
| 2021-22 | 12.7 | 11.5 |
| 2022-23 | 12.5 | 11.5 |



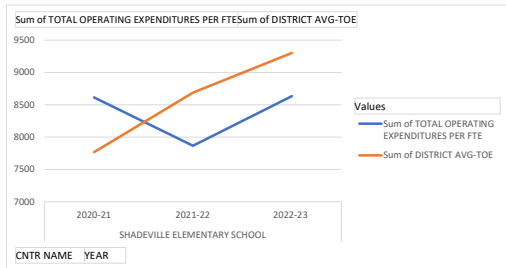
| Row Labels | Sum of FTE PER ADMINISTRATIVE STAFF | Sum of DISTRICT AVG-FTE/A |
|------------------------------|-------------------------------------|---------------------------|
| SHADEVILLE ELEMENTARY SCHOOL | | |
| 2020-21 | 52.7 | 23.8 |
| 2021-22 | 55.5 | 24.2 |
| 2022-23 | 58.1 | 23.5 |



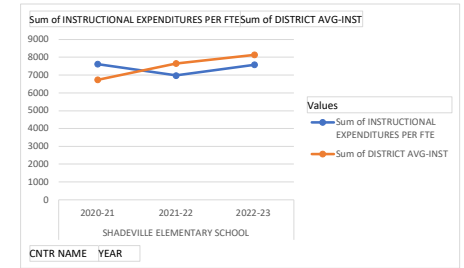
| Row Labels | Sum of PERCENTAGE OF ADMIN TO TOTAL EXP | Sum of DISTRICT AVG-% |
|------------------------------|---|-----------------------|
| SHADEVILLE ELEMENTARY SCHOOL | | |
| 2020-21 | 11.6% | 13.3% |
| 2021-22 | 11.3% | 12.0% |
| 2022-23 | 12.1% | 12.5% |



| Row Labels | Sum of TOTAL OPERATING EXPENDITURES PER FTE | Sum of DISTRICT AVG-TOE |
|------------------------------|---|-------------------------|
| SHADEVILLE ELEMENTARY SCHOOL | | |
| 2020-21 | 8613 | 7768 |
| 2021-22 | 7867 | 8688 |
| 2022-23 | 8632 | 9299 |



| Row Labels | Sum of INSTRUCTIONAL EXPENDITURES PER FTE | Sum of DISTRICT AVG-INST |
|------------------------------|---|--------------------------|
| SHADEVILLE ELEMENTARY SCHOOL | | |
| 2020-21 | 7612 | 6736 |
| 2021-22 | 6977 | 7648 |
| 2022-23 | 7584 | 8134 |



| Row Labels | Sum of GENERAL FUND'S UNASSIGNED/ASSIGNED FUND BALANCE |
|------------------------------|--|
| SHADEVILLE ELEMENTARY SCHOOL | |
| 2020-21 | \$ 4,940,229 |
| 2021-22 | \$ 4,631,121 |
| 2022-23 | \$ 4,310,794 |

