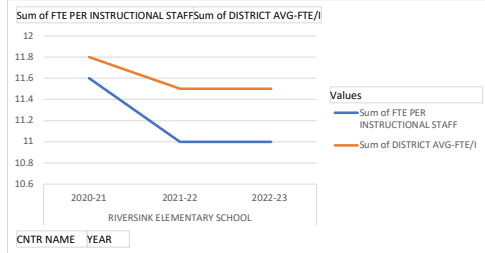
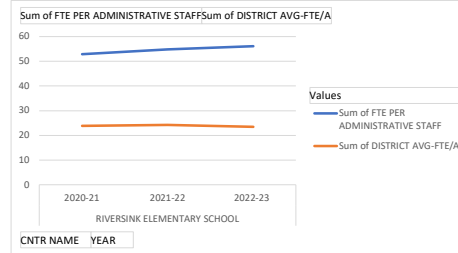


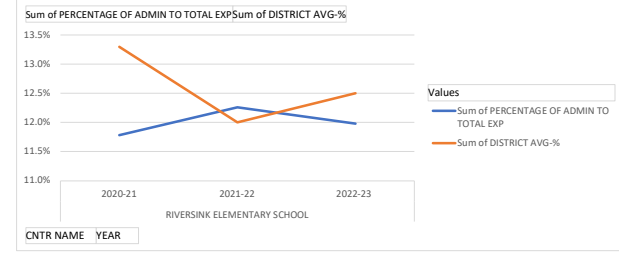
Row Labels	Sum of FTE PER INSTRUCTIONAL STAFF	Sum of DISTRICT AVG-FTE/I
RIVERSINK ELEMENTARY SCHOOL		
2020-21	11.6	11.8
2021-22	11	11.5
2022-23	11	11.5



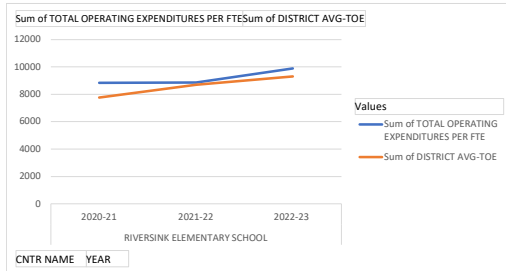
Row Labels	Sum of FTE PER ADMINISTRATIVE STAFF	Sum of DISTRICT AVG-FTE/A
RIVERSINK ELEMENTARY SCHOOL		
2020-21	52.9	23.8
2021-22	54.8	24.2
2022-23	56.1	23.5



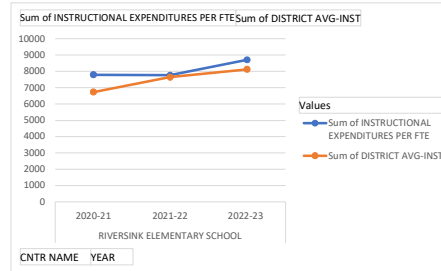
Row Labels	Sum of PERCENTAGE OF ADMIN TO TOTAL EXP	Sum of DISTRICT AVG-%
RIVERSINK ELEMENTARY SCHOOL		
2020-21	11.8%	13.3%
2021-22	12.3%	12.0%
2022-23	12.0%	12.5%



Row Labels	Sum of TOTAL OPERATING EXPENDITURES PER FTE	Sum of DISTRICT AVG-TOE
RIVERSINK ELEMENTARY SCHOOL		
2020-21	8841	7768
2021-22	8854	8688
2022-23	9896	9299



Row Labels	Sum of INSTRUCTIONAL EXPENDITURES PER FTE	Sum of DISTRICT AVG-INST
RIVERSINK ELEMENTARY SCHOOL		
2020-21	7799	6736
2021-22	7769	7648
2022-23	8711	8134



Row Labels	Sum of GENERAL FUND'S UNASSIGNED/ASSIGNED FUND BALANCE
RIVERSINK ELEMENTARY SCHOOL	
2020-21	\$ 4,940,229
2021-22	\$ 4,631,121
2022-23	\$ 4,310,794

