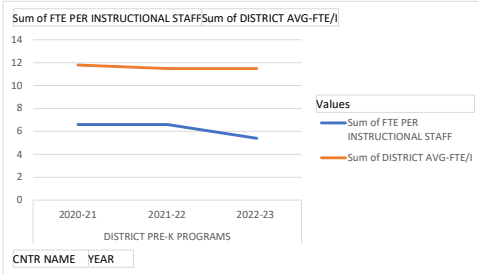
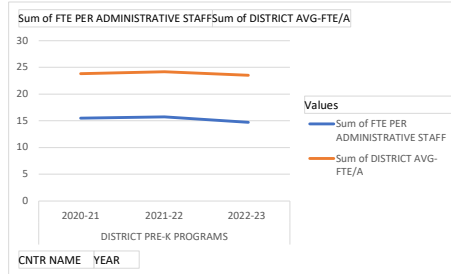


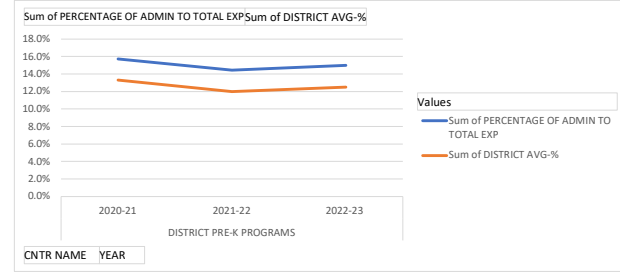
Row Labels	Sum of FTE PER INSTRUCTIONAL STAFF	Sum of DISTRICT AVG-FTE/I
DISTRICT PRE-K PROGRAMS		
2020-21	6.6	11.8
2021-22	6.6	11.5
2022-23	5.4	11.5



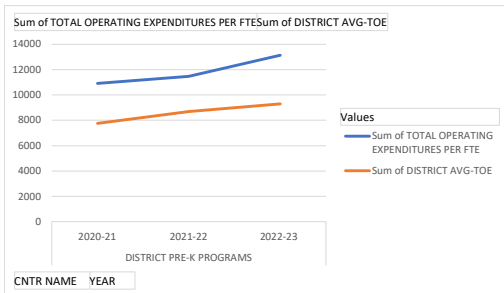
Row Labels	Sum of FTE PER ADMINISTRATIVE STAFF	Sum of DISTRICT AVG-FTE/A
DISTRICT PRE-K PROGRAMS		
2020-21	15.5	23.8
2021-22	15.7	24.2
2022-23	14.7	23.5



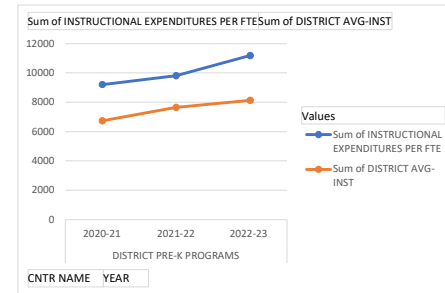
Row Labels	Sum of PERCENTAGE OF ADMIN TO TOTAL EXP	Sum of DISTRICT AVG-%
DISTRICT PRE-K PROGRAMS		
2020-21	15.7%	13.3%
2021-22	14.5%	12.0%
2022-23	15.0%	12.5%



Row Labels	Sum of TOTAL OPERATING EXPENDITURES PER FTE	Sum of DISTRICT AVG-TOE
DISTRICT PRE-K PROGRAMS		
2020-21	10926	7768
2021-22	11474	8688
2022-23	13148	9299



Row Labels	Sum of INSTRUCTIONAL EXPENDITURES PER FTE	Sum of DISTRICT AVG-INST
DISTRICT PRE-K PROGRAMS		
2020-21	9207	6736
2021-22	9816	7648
2022-23	11177	8134



Row Labels	Sum of GENERAL FUND'S UNASSIGNED/ASSIGNED FUND BALANCE
DISTRICT PRE-K PROGRAMS	
2020-21	\$ 4,940,229
2021-22	\$ 4,631,121
2022-23	\$ 4,310,794

