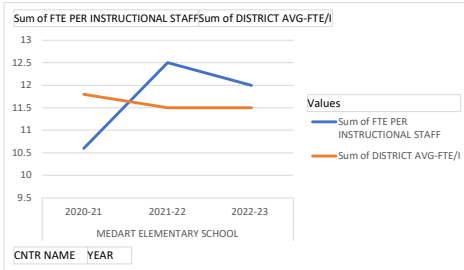
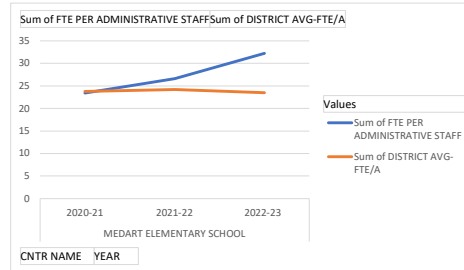


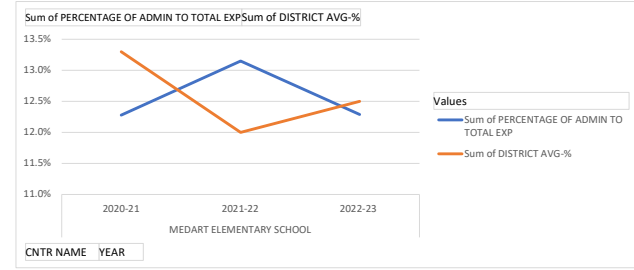
Row Labels	Sum of FTE PER INSTRUCTIONAL STAFF	Sum of DISTRICT AVG-FTE/I
<b>MEDART ELEMENTARY SCHOOL</b>		
2020-21	10.6	11.8
2021-22	12.5	11.5
2022-23	12	11.5



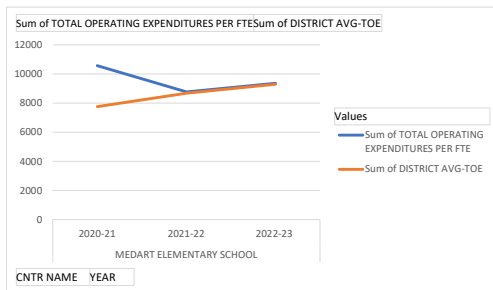
Row Labels	Sum of FTE PER ADMINISTRATIVE STAFF	Sum of DISTRICT AVG-FTE/A
<b>MEDART ELEMENTARY SCHOOL</b>		
2020-21	23.4	23.8
2021-22	26.6	24.2
2022-23	32.2	23.5



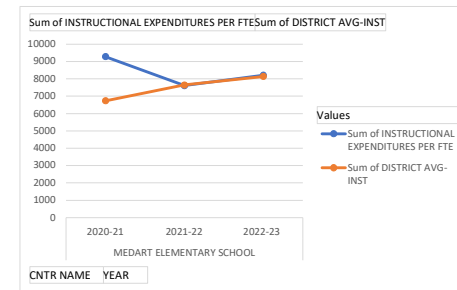
Row Labels	Sum of PERCENTAGE OF ADMIN TO TOTAL EXP	Sum of DISTRICT AVG-%
<b>MEDART ELEMENTARY SCHOOL</b>		
2020-21	12.3%	13.3%
2021-22	13.2%	12.0%
2022-23	12.3%	12.5%



Row Labels	Sum of TOTAL OPERATING EXPENDITURES PER FTE	Sum of DISTRICT AVG-TOE
<b>MEDART ELEMENTARY SCHOOL</b>		
2020-21	10579	7768
2021-22	8763	8688
2022-23	9355	9299



Row Labels	Sum of INSTRUCTIONAL EXPENDITURES PER FTE	Sum of DISTRICT AVG-INST
<b>MEDART ELEMENTARY SCHOOL</b>		
2020-21	9280	6736
2021-22	7610	7648
2022-23	8205	8134



Row Labels	Sum of GENERAL FUND'S UNASSIGNED/ASSIGNED FUND BALANCE
<b>MEDART ELEMENTARY SCHOOL</b>	
2020-21	\$ 4,940,229
2021-22	\$ 4,631,121
2022-23	\$ 4,310,794

