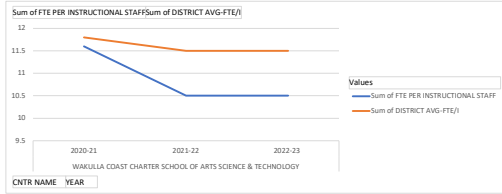
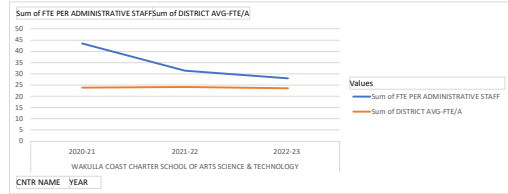


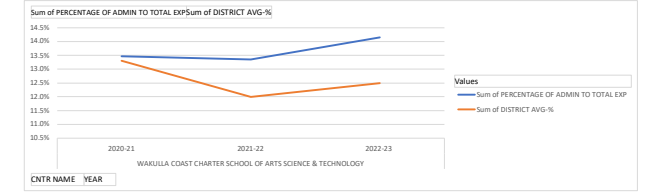
Row Labels	Sum of FTE PER INSTRUCTIONAL STAFF	Sum of DISTRICT AVG-FTE/I
WAKULLA COAST CHARTER SCHOOL OF ARTS SCIENCE & TECHNOLOGY		
2020-21	11.6	11.8
2021-22	10.5	11.5
2022-23	10.5	11.5



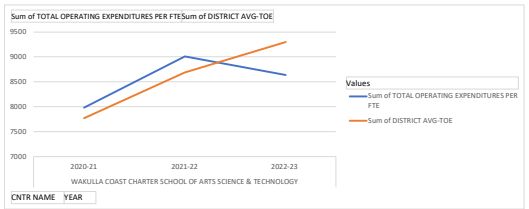
Row Labels	Sum of FTE PER ADMINISTRATIVE STAFF	Sum of DISTRICT AVG-FTE/A
WAKULLA COAST CHARTER SCHOOL OF ARTS SCIENCE & TECHNOLOGY		
2020-21	43.5	23.8
2021-22	31.4	24.2
2022-23	28	23.5



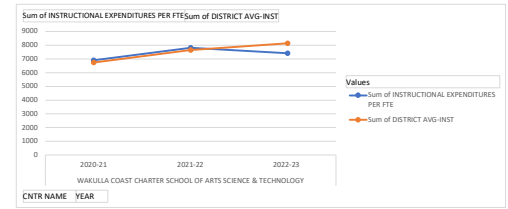
Row Labels	Sum of PERCENTAGE OF ADMIN TO TOTAL EXP	Sum of DISTRICT AVG-%
WAKULLA COAST CHARTER SCHOOL OF ARTS SCIENCE & TECHNOLOGY		
2020-21	13.5%	13.3%
2021-22	13.4%	12.0%
2022-23	14.2%	12.5%



Row Labels	Sum of TOTAL OPERATING EXPENDITURES PER FTE	Sum of DISTRICT AVG-TOE
WAKULLA COAST CHARTER SCHOOL OF ARTS SCIENCE & TECHNOLOGY		
2020-21	7983	7768
2021-22	9012	8688
2022-23	8639	9299



Row Labels	Sum of INSTRUCTIONAL EXPENDITURES PER FTE	Sum of DISTRICT AVG-INST
WAKULLA COAST CHARTER SCHOOL OF ARTS SCIENCE & TECHNOLOGY		
2020-21	6908	6736
2021-22	7809	7648
2022-23	7416	8134



Row Labels	Sum of GENERAL FUND'S UNASSIGNED/ASSIGNED FUND BALANCE
WAKULLA COAST CHARTER SCHOOL OF ARTS SCIENCE & TECHNOLOGY	
2020-21	\$ 4,940,229
2021-22	\$ 4,631,121
2022-23	\$ 4,310,794

