



# SALTAR'S POINT ELEMENTARY CONTINUOUS SCHOOL IMPROVEMENT PLAN 2023-2026

## Mid-Year Update

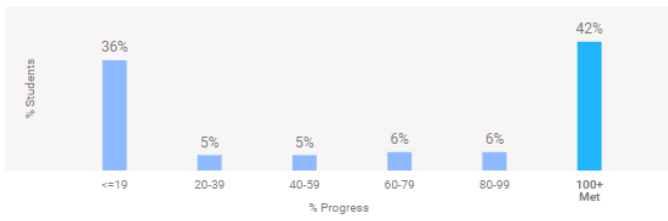
### Purpose

The mid-year update of the Continuous School Improvement Plan offers an update of the progress on goals for the school year.

### Winter

#### i-Ready ELA Assessment 22-23

Distribution of Progress to Annual Typical Growth



Progress to Annual Typical Growth (Median)

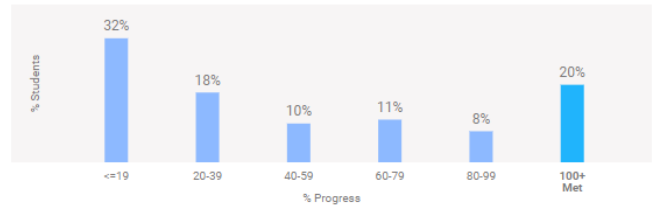


The median percent progress towards Typical Growth for this school is 75%. Typical Growth is the average annual growth for a student at their grade and baseline placement level.

### Winter

#### i-Ready Math Assessment 22-23

Distribution of Progress to Annual Typical Growth



Progress to Annual Typical Growth (Median)

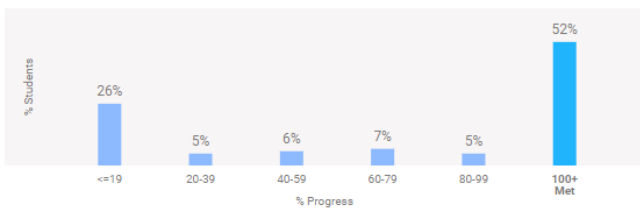


The median percent progress towards Typical Growth for this school is 39%. Typical Growth is the average annual growth for a student at their grade and baseline placement level.

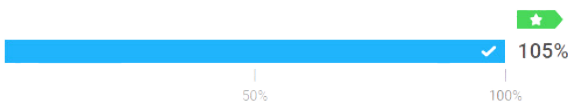
### Winter

#### i-Ready ELA Assessment 23-24

Distribution of Progress to Annual Typical Growth



Progress to Annual Typical Growth (Median)

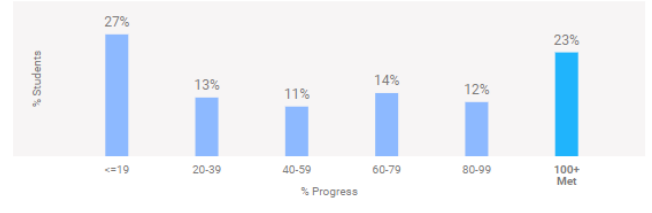


The median percent progress towards Typical Growth for this school is 105%. Typical Growth is the average annual growth for a student at their grade and baseline placement level.

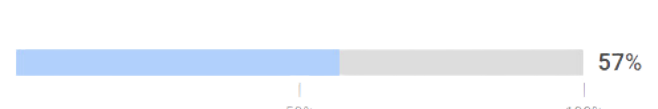
### Winter

#### i-Ready Math Assessment 23-24

Distribution of Progress to Annual Typical Growth



Progress to Annual Typical Growth (Median)



The median percent progress towards Typical Growth for this school is 57%. Typical Growth is the average annual growth for a student at their grade and baseline placement level.



Saltar's Point staff has worked to implement GLAD strategies for informational text and to assist students in tracking their own data and goal setting. Clearly these two strategies are paying off with 35% gains in reading and 18% gains in math over last year's winter data.

## Goal 1

Students will meet or exceed their typical growth goal in Math as measured by i-Ready Spring Diagnostic data.

### Action Steps:

- ✓ Students will participate in data chats with their teachers to review their personal data and create goals for the year.
- Students will achieve 45 minutes per week of i-Ready individualized lessons.
- ✓ Teachers will work with small groups of students to meet students where they are and move them forward.

## Goal 2

Students will meet or exceed their typical growth goal in Reading as measured by i-Ready Spring Diagnostic data.

### Action Steps:

- ✓ Students will participate in data chats with their teachers to review their personal data and create goals for the year.
- Students will achieve 45 minutes per week of i-Ready individualized lessons.
- ✓ Teachers will participate in Literacy Professional Development opportunities in order to support students academic growth.

## Goal 3

Students will work toward consistent attendance by engaging families in understanding the impacts attendance has on academic success

### Action Steps:

- ✓ Our school will increase our communication to families in regards to attendance.
- ✓ Attendance celebrations will occur monthly in an effort to promote positive attendance.
- ✓ Teachers will welcome students into their classroom by name and hold Morning Meetings for SEL checks.

**Current Attendance Rate**

**96.18%**