

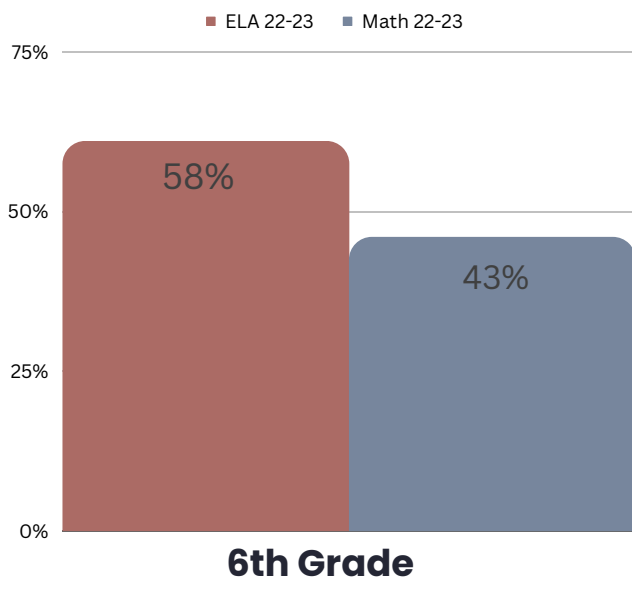


PIONEER MIDDLE SCHOOL CONTINUOUS SCHOOL IMPROVEMENT PLAN 2023-2026

Purpose

The Continuous School Improvement Plan offers a comprehensive look at school data, its objectives for student outcomes, and a concise action plan of how the school aims to work together to achieve these goals in the long term. Its purpose is to provide families and community members with an overview of the school's improvement efforts.

22-23 Smarter Balanced Assessment Scores



2022-2023 Attendance Rate

93.4%

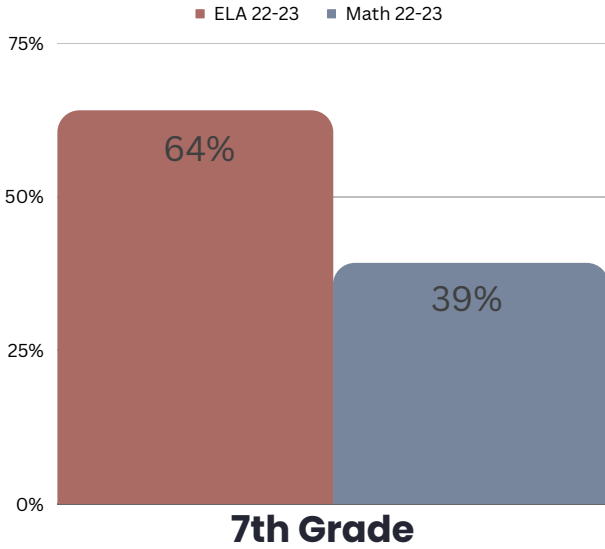
2021-2022 Attendance Rate

86.6%

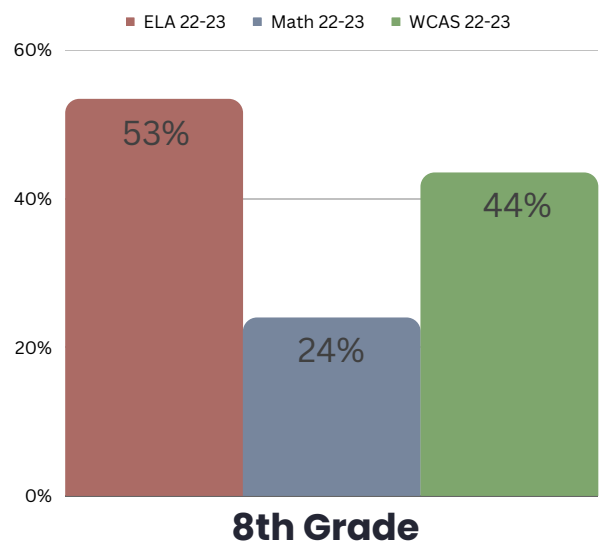
Washington School Improvement Framework 3 Year 2019-2022 Attendance Rate

86.7%

22-23 Smarter Balanced Assessment Scores



22-23 Smarter Balanced Assessment Scores



Goal 1

As noted in the Washington School Improvement Framework (WSIF), the 3 year average attendance for all students from 2018-2022 was 86.7%. For students with disabilities, the 3 year average attendance rate was 77.7%. Therefore, Pioneer aims to increase the 3 year WSIF attendance average for all students to 92% and the 3 year average attendance rate for students with disabilities to 86%.

Action Steps:

- Create a culture in which all teachers and staff purposefully develop relationships with students.
- Monitor attendance and follow up on students with weak attendance.
- Initiate a Digital Detox so that students do not use their phones during school hours to increase overall engagement.
- Consider alternatives to suspension.

Goal 2

The 3 year average English Language Arts (ELA) Proficiency Rate for students with disabilities is 15.1% according to the WSIF. Pioneer is committed to increasing the 3 year WSIF average by 10% in this category.

Action Steps:

- Lead staff in a study of Culturally Responsive Education and residency by Stenbridge.
- Utilize UDL strategies/framework (to improve and optimize teaching and learning for all people based on scientific insights into how students learn). Teachers will use UDL to design instruction that provides special education students with what they need and at the same time benefits all learners.

Goal 3

The 3 year average Math Proficiency Rate for students with disabilities is 8.6% according to the WSIF. Pioneer is committed to increasing the 3 year WSIF average by 10% in this category.

Action Steps:

- Lead staff in a study of Culturally Responsive Education and residency by Stenbridge.
- Utilize UDL strategies/framework (to improve and optimize teaching and learning for all people based on scientific insights into how students learn). Teachers will use UDL to design instruction that provides special education students with what they need and at the same time benefits all learners.